

HEAVY DUTY TRUCK

**ALL
MAKES
CATALOG**



 **Flexfab**[®]
Engineering trust. Around the world.[™]

www.flexfab.com

BENEFITS AND APPLICATIONS OF SILICONE RUBBER

WHY USE SILICONE RUBBER WHEN SO MANY OTHER ELASTOMERS ARE AVAILABLE?

STABILITY:

Silicone rubber components have a useful life far superior to other elastomers under conditions that would cause those other materials to deteriorate. It has excellent resistance to many chemicals and fluids commonly encountered in service, which is particularly useful at temperatures which prevent the use of other materials.

SILICONE'S STRENGTH IN HARSH CONDITIONS:

RELIABILITY:

Silicone rubber consistently offers better performance under normal conditions, but it really shows its strength under the most extreme conditions industry can dish out. No matter the application, silicone rubber is the obvious choice for stability, reliability, and value. Visit Flexfab.com to learn how Flexfab's range of Silicone products can improve your company's systems...and your bottom line.

FLEXFAB SILICONE PRODUCTS:

The uniqueness of silicone rubber provides its users with mechanical, thermal, electrical, and chemical attributes not found in other elastomers. Resistant to hostile environments and damaging elements; strong yet flexible; long service life; are the key ingredients in setting silicone rubber products above the rest.

From flexible hose, ducts and sleeves, to high temperature gaskets, electric heat tapes, conveyor belting, etc.... silicone rubber products have proven to provide above average protection from potentially harmful elements.

SNAPSHOT: FEATURES AND BENEFITS

- Resistant to a wide range of temperatures
- Resistant to hardening, cracking, ozone attack, sunlight
- Resistant to moisture, steam, dust, aging, various pressure ranges
- Resistant to many chemicals
- Retains flexibility in hostile engine environments
- Excellent electrical insulating properties
- Longer life than EPDM (black rubber)



Engineering trust. Around the world.™

CONTENTS

COOLANT HOSE & ELBOWS

5515 and 5500 Series 3-Ply Coolant Hose	4-5
5581 and 5501 Series 4-Ply Coolant Hose	6-7
3000 Series Coolant Hose Kit	8-9
7884 and 7896 Series 3-Ply Silicone Elbows	10-11

HEATER HOSE

5526 Series Standard Heater Hose	12-13
----------------------------------	-------

CHARGE AIR HOSE

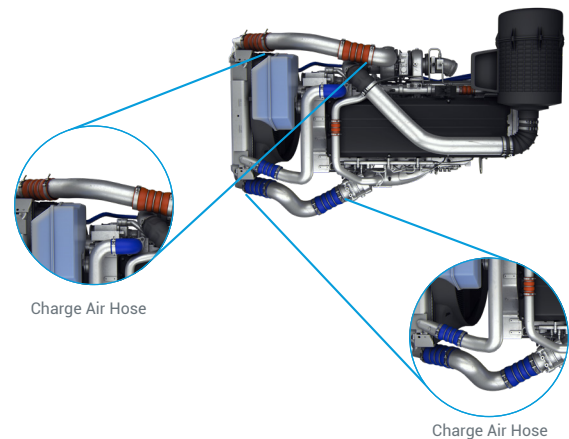
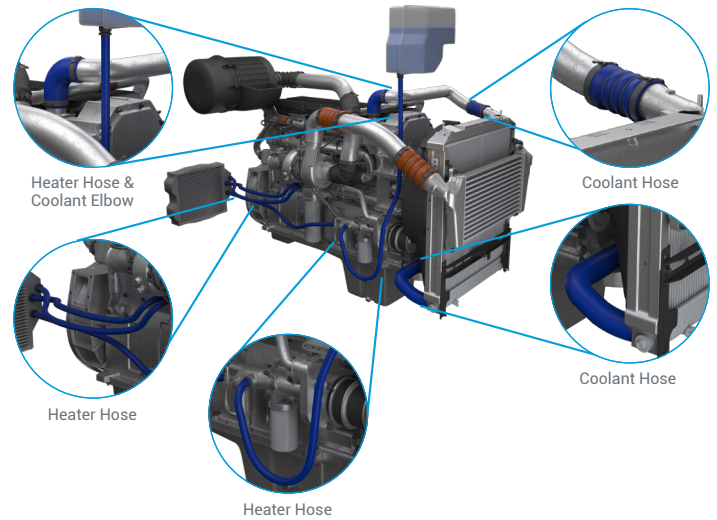
Charge Air Connector (CAC): Hot and Cold Side	14-15
Heavy-Wall Charge Air Connector (CAC)	16-17
4000 Series Charge Air Connector Hose and Clamp Kits	18-19

LOW PRESSURE TUBING

5531 Series Low Pressure Silicone Tubing	20-21
--	-------

CLAMPS

2582 Series Lined Worm Gear Clamps	22-23
2584 Series Constant Tension Clamps	24-25
2588 Series Spring Loaded T-Bolt Clamps	26-27





5515 AND 5500 SERIES: 3-PLY COOLANT HOSE

To order (3 foot stick) reference part number: FLX5515-300
To order (12 foot stick) reference part number: FLX5515-300x12





Engineered for hostile engine environments, this coolant hose is ideal for extreme temperature and pressure ranges where high performance levels are required. It resists hardening, cracking, cold leaks, aging, and a number of chemicals, making it a durable, long-lasting solution for your applications.





CONSTRUCTION:

- + Silicone hose with 3-ply of polyester reinforcement
- + Available in: 
- + Stocked in 3' lengths
- + 12' lengths also available (call for availability)

SPECIFICATIONS:

- + Meets or exceeds the operating requirements of SAE J20 R1 Class A 
- + Meets or exceeds the operating requirements of TMC RP303B Class I Grade II 
- + Custom wall thickness is .140"/.190"
- + Working pressure is 1/3 of the burst pressure
- + Resists hardening, cracking, cold leaks, aging, and many chemicals
- + Ideal for extreme temperature and various pressure ranges where high performance levels are required

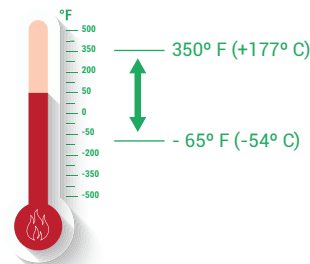
BENEFITS

-  Extreme Temperature Resistance
-  Extreme Duty Cycle Tested for Hostile Engine Environments
-  Durable Construction for Various Pressure Ranges
-  Long Life Design

CUSTOM ENGINEERED TO WITHSTAND:



TEMPERATURE RANGE:



5515 AND 5500 SERIES: 3-PLY COOLANT HOSE

Blue Series Part Number	Green Series Part Number	Inside Diameter		Outside Diameter		Actual Burst Pressure - PSI	Burst Pressure - PSI		Weight (LB/FT)	Clamp
		Inch	MM	Inch	MM		SAE J20 R1	TMC		
5515-125	5500-125	1.25	32	1.57	40	425	275	125	0.40	2582-0020 or 2584-0175
5515-175	5500-175	1.75	44	2.07	53	300	225	125	0.56	2582-0028 or 2584-0262
5515-200	5500-200	2.00	51	2.32	59	250	200	100	0.64	2582-0032 or 2584-0262
5515-225	5500-225	2.25	57	2.57	65	225	175	100	0.72	2582-0036 or 2584-0312
5515-250	5500-250	2.50	64	2.82	72	200	150	100	0.80	2582-0040 or 2584-0312
5515-300	5500-300	3.00	76	3.32	84	200	100	100	0.96	2582-0048 or 2584-0362

*Specifications for reference only. Specific test data available on request.



5581 AND 5501 SERIES: 4-PLY COOLANT HOSE

To order (3 foot stick) reference part number: FLX5581-300
To order (12 foot stick) reference part number: FLX5581-300x12



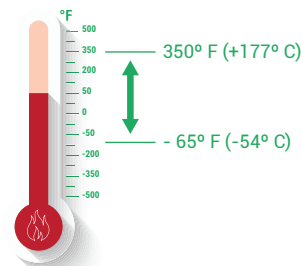
BENEFITS

- ✓ Extreme Temperature Resistance
- ✓ Extreme Duty Cycle Tested for Hostile Engine Environments
- ✓ Durable Construction for Various Pressure Ranges
- ✓ Long Life Design

CUSTOM ENGINEERED TO WITHSTAND:



TEMPERATURE RANGE:



Put this 4-ply silicone polyester coolant hose to work in your extreme temperature and pressure range environments. You'll find its reliable construction resists many of the issues other hoses present, including hardening, cracking, and aging. Ideal for diesel powered city transit, school buses, and refuse vehicles.

CONSTRUCTION:

- + Silicone hose with 4-plyes of polyester reinforcement
- + Available in:
- + Stocked in 3' lengths
- + 12' lengths also available (call for availability)

SPECIFICATIONS:

- + Meets or exceeds the operating requirements of SAE J20 R1 Class A ✓
- + Meets or exceeds the operating requirements of TMC RP303B Class I Grade II ✓
- + Standard wall thickness is .170"/.220"
- + Working pressure is 1/3 of the burst pressure
- + Resists hardening, cracking, cold leaks, aging, and many chemicals
- + Ideal for extreme temperature and various pressure ranges where high performance levels are required
- + Ideal for diesel powered city transit, school buses, and refuse vehicles

5581 AND 5501 SERIES: 4-PLY COOLANT HOSE

Blue Series Part Number	Green Series Part Number	Inside Diameter		Outside Diameter		Actual Burst Pressure - PSI	Burst Pressure - PSI		Weight (LB/FT)	Clamp
		Inch	MM	Inch	MM		SAE J20 R1	TMC		
5581-200	5501-200	2.00	51	2.39	61	400	200	100	0.78	2582-0032 or 2584-0262
5581-225	5501-225	2.25	57	2.64	67	350	175	100	0.88	2582-0036 or 2584-0312
5581-250	5501-250	2.50	64	2.89	73	300	150	100	0.98	2582-0040 or 2584-0312
5581-300	5501-300	3.00	76	3.39	86	250	100	100	1.17	2582-0048 or 2584-0362

*Specifications for reference only. Specific test data available on request.



3000 SERIES:

COOLANT HOSE KITS



At 1' length, Flexfab's 3000 series coolant hose and clamp kits are convenient for on the go use. Engineered for hostile engine environments, this coolant hose is ideal for extreme temperature and pressure ranges where high performance levels are required. Silicone resists hardening, cracking, cold leaks, aging, and a number of chemicals, making it a durable, long-lasting solution for your applications.

CONSTRUCTION:

- + Silicone hose with 3 plies of polyester reinforcement
- + Available in:
- + Stocked in 1' lengths

SPECIFICATIONS:

- + Meets or exceeds the operating requirements of SAE J20 R1 Class A
- + Meets or exceeds the operating requirements of TMC RP303B Class I Grade II
- + Custom wall thickness is .140"/.190"
- + Working pressure is 1/3 of the burst pressure
- + Resists hardening, cracking, cold leaks, aging, and many chemicals
- + Ideal for extreme temperature and various pressure ranges where high performance levels are required

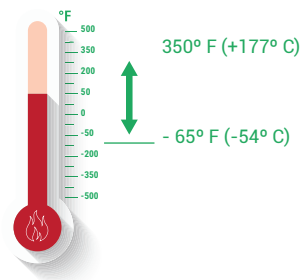
BENEFITS

- Extreme Temperature Resistance
- Extreme Duty Cycle Tested for Hostile Engine Environments
- Durable Construction for Various Pressure Ranges
- Long Life Design

CUSTOM ENGINEERED TO WITHSTAND:



TEMPERATURE RANGE:



3000 SERIES: COOLANT HOSE KITS

Part Number	Hose and Clamp Provided in Kit	Hose Length Inch	Inside Diameter		Outside Diameter		Actual Burs Pressure PSI	Burst Pressure PSI		Weight (LB)
			Inch	MM	Inch	MM		SAE J20 R1	TMC	
KIT3001	5515-200	12	2	51	2.32	59	250	200	100	0.64
	2584-0262	N/A	1.75 - 2.63	45 - 67	N/A	N/A	N/A	N/A	N/A	0.2
KIT3002	5515-225	12	2.25	57	2.57	65	225	175	100	0.72
	2584-0312	N/A	2.25 - 3.13	57 - 79	N/A	N/A	N/A	N/A	N/A	0.2
KIT3003	5515-250	12	2.5	64	2.82	72	200	150	100	0.8
	2584-0312	N/A	2.25 - 3.13	57 - 79	N/A	N/A	N/A	N/A	N/A	0.2
KIT3004	5515-300	12	3	76	3.32	84	200	100	100	0.96
	2584-0362	N/A	2.75 - 3.63	70 - 92	N/A	N/A	N/A	N/A	N/A	0.2



7884 AND 7896 SERIES:

90° AND 45° SILICONE ELBOWS



With dual purpose design for coolant and charge air connector systems, these silicone elbows are extreme duty cycle tested for hostile engine environments. They're constructed with low dilation design to prevent expansion.

FLEXFAB 7884 AND 7896 SERIES SERVE A DUAL PURPOSE.

- + Can be used as a coolant hose
- + Can be used as a charge air connector (CAC)

CONSTRUCTION:

- + Silicone hose with 3-ply of meta-aramid reinforcement
- + Stocked in standard lengths

SPECIFICATIONS:

- + Meets or exceeds the operating requirements of SAE J20 R1 Class A
- + Meets or exceeds the operating requirements of TMC RP303B Class I Grade II
- + Standard wall thickness is .140"/.190"
- + Working pressure is 1/3 of the burst pressure

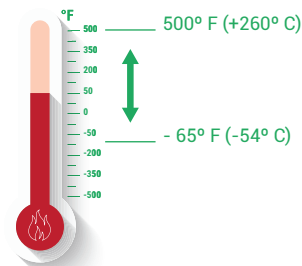
BENEFITS

- Extreme Temperature Resistance
- Extreme Duty Cycle Tested for Hostile Engine Environments
- Low Dilation Design
- Prevents Expansion
- Engineered for Coolant and Charge Air Connector Systems

CUSTOM ENGINEERED TO WITHSTAND:



TEMPERATURE RANGE:





7884 SERIES: 90° SILICONE ELBOWS

Part Number	Inside Diameter		Outside Diameter		Leg Length - Inches (Avail. Clamp Space)	Bend Radius Inches	Burst Pressure - PSI		Weight LBS	Clamp
	Inch	MM	Inch	MM			SAE J20 R1	TMC		
7884-225	2.25	57	2.57	65	6.00	3.38	175	100	1.00	2582-0036 or 2584-0312
7884-250	2.50	64	2.82	72	6.50	3.75	150	100	1.00	2582-0040 or 2584-0312
7884-275	2.75	70	3.07	78	7.00	4.13	125	100	1.00	2582-0044 or 2584-0362
7884-300	3.00	76	3.32	84	7.50	4.50	100	100	1.00	2582-0048 or 2584-0362

*Specifications for reference only. Specific test data available on request.



7896 SERIES: 45° SILICONE ELBOWS

Part Number	Inside Diameter		Outside Diameter		Leg Length - Inches (Avail. Clamp Space)	Bend Radius Inches	Burst Pressure - PSI		Weight LBS	Clamp
	Inch	MM	Inch	MM			SAE J20 R1	TMC		
7896-225	2.25	57	2.57	65	6.00	4.00	175	100	1.00	2582-0036 or 2584-0312
7896-250	2.50	64	2.82	72	6.50	4.00	150	100	1.00	2582-0040 or 2584-0312
7896-275	2.75	70	3.07	78	7.00	4.00	125	100	1.00	2582-0044 or 2584-0362
7896-300	3.00	76	3.32	84	7.50	4.00	100	100	1.50	2582-0048 or 2584-0362

*Specifications for reference only. Specific test data available on request.




5526 SERIES:

STANDARD HEATER HOSE





Engineered with superior flexibility and durability, Flexfab's standard heater hose is resistant to coolant additives, as well as hardening, cracking, cold leaks, and aging. It's extreme duty cycle tested.







CONSTRUCTION:

- + Silicone hose with 1-ply of nylon fiber reinforcement
- + Available in: 
- + Stocked in 25' and 50' boxes
- + Available in longer lengths on standard wooden spoos*
*Continuous lengths are not guaranteed, if continuous lengths are required please contact a sales rep for price and availability

SPECIFICATIONS:

- + Meets or exceeds the operating requirements of SAE J20 R3 Class A 
- + Meets or exceeds the operating requirements of TMC RP303B Class I Grade II 
- + Standard wall thickness is .140"/.170"
- + Working pressure is 1/3 of the burst pressure
- + Bend radius is 5 times the ID of the hose
- + Resists hardening, cracking, cold leaks, aging, and many chemicals

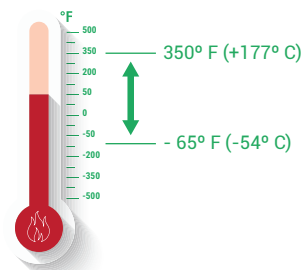
BENEFITS

-  Box and Spool Lengths Available
-  Extreme Temperature Resistance
-  Superior Flexibility
-  Extreme Duty Cycle Tested for Hostile Engine Environments
-  Durable Construction
-  Resistant to Coolant Additives

CUSTOM ENGINEERED TO WITHSTAND:



TEMPERATURE RANGE:



5526 SERIES: STANDARD HEATER HOSE

Part Number	Inside Diameter		Outside Diameter		Actual Burst Pressure - PSI	Burst Pressure - PSI		Weight (LB/FT)	Overall Length (Feet)	Clamp
	Inch	MM	Inch	MM		SAE J20 R1	TMC			
5526-038x25	0.38	10	0.71	18	310	250	125	0.145	25' Box	2582-0006
5526-038x50	0.38	10	0.71	18	310	250	125	0.145	50' Box	2582-0006
5526-050x25	0.50	13	0.83	21	310	250	125	0.181	25' Box	2582-0006
5526-050x50	0.50	13	0.83	21	310	250	125	0.181	50' Box	2582-0006
5526-062x25	0.63	16	0.96	24	300	250	125	0.216	25' Box	2582-0008
5526-062x50	0.63	16	0.96	24	300	250	125	0.216	50' Box	2582-0008
5526-075x25	0.75	19	1.08	27	300	200	125	0.25	25' Box	2582-0010
5526-075x50	0.75	19	1.08	27	300	200	125	0.25	50' Box	2582-0010
5526-100x25	1.00	25	1.33	34	250	175	125	0.324	25' Box	2582-0016
5526-100x50	1.00	25	1.33	34	250	175	125	0.324	50' Box	2582-0016

*Specifications for reference only. Specific test data available on request.



CHARGE AIR CONNECTOR (CAC)

HOT SIDE AND COLD SIDE



This charge air connector for the hot side features 4-ply silicone coated meta-aramid fabric with stainless steel pressure retention rings.

This charge air connector for the cold side features 3-ply silicone coated polyester fabric with stainless steel pressure retention rings.

CONSTRUCTION:

- + Hot Side: 4-ply silicone coated meta-aramid fabric with stainless steel pressure retention rings
- + Cold Side: 3-ply silicone coated polyester fabric with stainless steel pressure retention rings

SPECIFICATIONS:

- + Hot Side: wall thickness is .085"/.135"
- + Cold Side: wall thickness is .084"/.130"

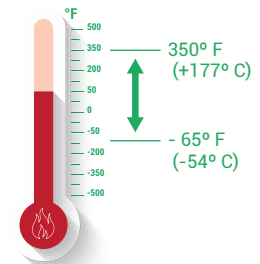
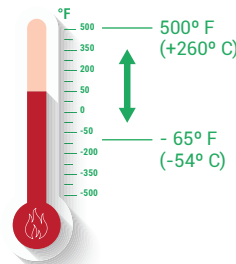
BENEFITS

- ✓ Extreme Temperature Resistance
- ✓ Extreme Duty Cycle Tested for Hostile Engine Environments
- ✓ High Pressure Resistance

CUSTOM ENGINEERED TO WITHSTAND:



TEMPERATURE RANGE: HOT SIDE TEMPERATURE RANGE: COLD SIDE





CHARGE AIR CONNECTOR (CAC) – HOT SIDE

Part Number	Inside Diameter		Outside Diameter		Overall Length Inches	Convolutes (Humps)	Stainless Steel Rings	Max Operating Pressure - PSI	Weight LBS	Clamp
	Inch	MM	Inch	MM						
7731-0001	3.00	76	3.23	82	6.00	2	3	60	0.5	2583-0300 or 2584-0362
7732-0001	3.50	89	3.73	95	6.00	2	3	55	0.5	2583-0350 or 2584-0412
7715-0002	4.00	102	4.23	107	6.00	2	3	50	0.5	2583-0400 or 2584-0462
7723	4.00	102	4.23	107	6.00	1	2	50	0.5	2583-0400 or 2584-0462
1020-0001	4.00	102	4.23	107	6.50	2	3	50	0.5	2583-0400 or 2584-0462

*Specifications for reference only. Specific test data available on request.



CHARGE AIR CONNECTOR (CAC) – COLD SIDE

Part Number	Inside Diameter		Outside Diameter		Overall Length Inches	Convolutes (Humps)	Stainless Steel Rings	Max Operating Pressure - PSI	Weight LBS	Clamp
	Inch	MM	Inch	MM						
7758-0001	3.00	76	3.23	82	6.00	2	3	60	0.5	2583-0300 or 2584-0362
7753-0001	3.50	89	3.73	95	6.00	2	3	55	0.5	2583-0350 or 2584-0412
7755-0002	4.00	102	4.23	107	6.00	2	3	50	0.5	2583-0400 or 2584-0462
7759-0001	4.50	114	4.73	120	6.00	2	3	45	0.5	2583-0450 or 2584-0512

*Specifications for reference only. Specific test data available on request.



HEAVY-WALL CHARGE AIR CONNECTOR (CAC)

HOT SIDE AND COLD SIDE



Exclusive to Flexfab, these heavy-wall charge air connectors feature clamp saddle design for proper clamp alignment, along with chamfered ID for easy installation. They are temperature and high pressure resistant.

CAC CONSTRUCTION:

+ 4-ply heavy duty silicone coated meta-aramid fabric with heavy duty stainless steel pressure retention rings

CAC SPECIFICATIONS:

+ Wall thickness is .117"/.163"

FLUOROCARBON LINED CHARGE AIR CONNECTOR

These connectors have a fluorocarbon liner that the other heavy wall hoses don't have. They're designed to meet EPA 2007 and EURO IV & V reduced emissions requirements.

CONSTRUCTION:

+ High temperature fluorocarbon elastomeric liner
+ 4-ply heavy duty silicone coated meta-aramid fabric with heavy duty stainless steel pressure retention rings

SPECIFICATIONS:

+ Wall thickness is .117"/.163"

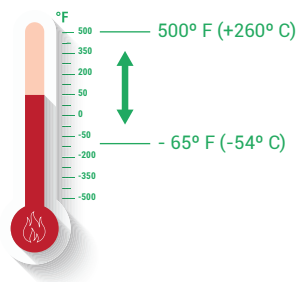
BENEFITS

- ✓ Extreme Temperature Resistance
- ✓ Extreme Duty Cycle Tested for Hostile Engine Environments
- ✓ Custom Design
- ✓ Clamp Saddle Design Allows for Proper Clamp Alignment
- ✓ Chamfered ID is Easy to Install

CUSTOM ENGINEERED TO WITHSTAND:



TEMPERATURE RANGE:






HEAVY-WALL CHARGE AIR CONNECTOR (CAC) – HOT SIDE

Part Number	Inside Diameter		Outside Diameter		Overall Length Inches	Convolute (Humps)	Stainless Steel Rings	Max Operating Pressure - PSI	Weight LBS	Clamp
	Inch	MM	Inch	MM						
4074-0001	3.00	76	3.23	82	6.00	2	3	70	0.5	2588-0306
4073-0001	3.50	89	3.73	95	6.00	2	3	70	0.5	2588-0356
4070-0001	4.00	102	4.23	107	6.00	2	3	70	0.5	2588-0406

*Specifications for reference only. Specific test data available on request.



HEAVY-WALL CHARGE AIR CONNECTOR (CAC) – COLD SIDE

Part Number	Inside Diameter		Outside Diameter		Overall Length Inches	Convolute (Humps)	Stainless Steel Rings	Max Operating Pressure - PSI	Weight LBS	Clamp
	Inch	MM	Inch	MM						
4070-0002	4.00	102	4.23	107	6.00	2	3	70	0.5	2588-0406

*Specifications for reference only. Specific test data available on request.



4000 SERIES:

CHARGE AIR CONNECTOR HOSE AND CLAMP KITS



Flexfab's 4000 series CAC hose and clamp kits feature 4-ply silicone coated meta-aramid fabric with stainless steel pressure retention rings. They perform well in extreme temperatures and have all stainless steel spring-loaded T-bolt clamps. The clamps resist salt water and can be used in marine applications.

APPLICATION:

+ Flexfab 4000 series clamp kits provide a CAC hose and 2 spring-loaded T-bolt clamps with each kit. Hoses provided in these kits are compatible with both hot or cold side of the charge air cooler system.

CONSTRUCTION:

- + Charge air connector hose, 4-ply silicone coated meta-aramid fabric with stainless steel pressure retention rings
- + All stainless steel spring-loaded T-bolt clamps

SPECIFICATIONS:

- + Charge air connector wall thickness is .085"/.135"
- + Spring-loaded T-bolt clamps: resists salt water and may be used in marine applications

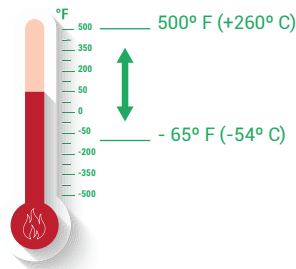
BENEFITS

- ✓ Extreme Temperature Resistance
- ✓ Extreme Duty Cycle Tested for Hostile Engine Environments
- ✓ High Pressure Resistance
- ✓ Salt Water Resistant Clamps

CUSTOM ENGINEERED TO WITHSTAND:



TEMPERATURE RANGE:



4000 SERIES: CHARGE AIR CONNECTOR HOSE AND CLAMP KITS

Part Number	Hose and Clamp Provided in Kit	Inside Diameter		Outside Diameter		Overall Length Inches	Convulutes (Humps)	Stainless Steel Rings	Max Operating Pressure - PSI
		Inch	MM	Inch	MM				
KIT4001D	4070-0001	4.00	102	4.23	107	6.00	2	3	70
	FLX2588-0406	4.06	103	4.38	111	N/A	N/A	N/A	N/A
KIT4002D	4070-0002	4.00	102	4.23	107	6.00	2	3	70
	FLX2588-0406	4.06	103	4.38	111	N/A	N/A	N/A	N/A
KIT4003D	7727-0001	4.00	102	4.23	107	8.00	2	3	50
	FLX2588-0406	4.06	103	4.38	111	N/A	N/A	N/A	N/A
KIT4004D	4073-0001	3.50	89	3.73	95	6.00	2	3	70
	FLX2588-0356	3.56	91	3.88	98	N/A	N/A	N/A	N/A
KIT4005D	4074-0001	3.00	76	3.23	82	6.00	2	3	70
	FLX2588-0306	3.06	78	3.38	86	N/A	N/A	N/A	N/A

*Specifications for reference only. Specific test data available on request.



5531 SERIES:

LOW PRESSURE SILICONE TUBING



Flexfab's durable low pressure silicone tubing withstands extreme temperatures in low pressure vacuum advance, windshield washer fluid, transmission modulator, and emission control applications.

APPLICATION:

+ Designed for low pressure vacuum advance, windshield washer fluid, transmission modulator and emission control

CONSTRUCTION:

- + Silicone hose without reinforcement
- + Available in: 
- + Stocked in 25' boxes

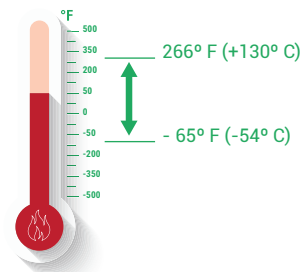
BENEFITS

- ✓ Long Life Silicone
- ✓ Extreme Temperature Resistance
- ✓ Durable and Long Lasting

CUSTOM ENGINEERED TO WITHSTAND:



TEMPERATURE RANGE:



5531 SERIES: *LOW PRESSURE SILICONE TUBING*

Part Number	Inside Diameter		Outside Diameter		Wall Thickness	Weight (LB/FT)
	Inch	MM	Inch	MM		
5531-025	0.25	6.35	0.45	11	.095/.105	0.0609
5531-038	0.38	9.53	0.68	17	.145/.155	0.1342

*Specifications for reference only. Specific test data available on request.



2582 SERIES:

LINED WORM GEAR CLAMPS



Constructed with all 300 grade stainless steel, the lining of these clamps protects the hose surface and prevents silicone from shearing through band notches. The clamps are salt water resistant, making them an ideal solution for marine applications.

APPLICATION:

+ For charge air connector (CAC) applications

CONSTRUCTION:

+ Lined clamps are designed for use with silicone rubber and other soft hose applications. The liner protects the hose surface and prevents it from extruding or shearing through the band notches as the clamp is tightened.

+ Please call for availability

SPECIFICATIONS:

+ All 300 grade stainless steel lined worm gear clamps

+ Hex Head: 5/16"

+ Band Width: 9/16"

BENEFITS

- ✓ Recommended for Silicone Coolant Hose, Heater Hose, Marine, and Silicone Tubing
- ✓ Durable and Long Lasting
- ✓ Salt Water Resistant

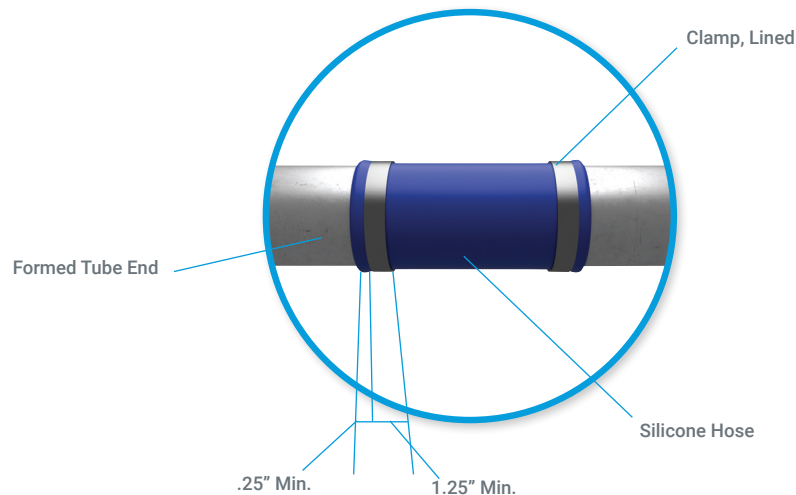
2582 SERIES: LINED WORM GEAR CLAMPS

Part Number - Clamps Lined Worm Gear	Min. Dia. (in.)	Max. Dia. (in.)	Min. Dia. (mm)	Max. Dia. (mm)	Pack Size	Weight LBS- Per 10
FLX2582-0006	0.50	0.88	13	22	10	0.5
FLX2582-0008	0.63	1.00	16	25	10	0.5
FLX2582-0010	0.75	1.06	19	27	10	0.5
FLX2582-0012	0.88	1.25	22	32	10	0.5
FLX2582-0016	1.00	1.50	26	38	10	0.5
FLX2582-0020	1.13	1.75	29	44	10	0.5
FLX2582-0024	1.25	2.00	32	51	10	0.5
FLX2582-0028	1.31	2.25	33	57	10	0.5
FLX2582-0032	1.56	2.50	40	63	10	0.5
FLX2582-0036	1.81	2.75	46	70	10	0.5
FLX2582-0040	2.06	3.00	52	76	10	0.5
FLX2582-0044	2.31	3.25	59	82	10	0.5
FLX2582-0048	2.56	3.50	65	89	10	0.5
FLX2582-0052	2.81	3.75	72	95	10	0.5
FLX2582-0056	3.06	4.00	78	101	10	0.5
FLX2582-0060	3.31	4.25	84	108	10	0.5
FLX2582-0064	3.56	4.50	91	114	10	1
FLX2582-0072	4.06	5.00	103	127	10	1

*Specifications for reference only.

COOLANT AND HEATER HOSE CLAMPING INSTRUCTIONS:

Worm gear or constant torque type stainless steel clamps with inner liner are recommended for silicone heater and coolant hose. Initial clamp torque should be 40 inch-lbs. If re-torquing is required, it should be limited to 20 inch-lbs. Do not use serrated, slotted, or wire type clamps.





2584 SERIES: CONSTANT TENSION CLAMPS



An ideal solution for silicone coolant hose, heater hose, and marine connections, constant tension clamps provide a uniform 360° seal. They are constructed to respond to constant temperature fluctuations and resist extreme temperatures.

APPLICATION:

+ For charge air connector (CAC) applications

CONSTRUCTION:

- + All 300 grade stainless steel constant tension lined clamps
- + Hex Head: 3/8"
- + Band Width: 5/8"
- + Resists salt water and may be used in marine applications
- + Liner protects the hose surface and prevents silicone from shearing through band notches

BENEFITS

- ✓ Lined Clamp Design
- ✓ Belleville Spring and Clamp Construction is Designed to Respond to Constant Temperature Fluctuations
- ✓ Ideal for Silicone Coolant Hose, Heater Hose, and Marine Connections
- ✓ Provides Uniform 360° Seal

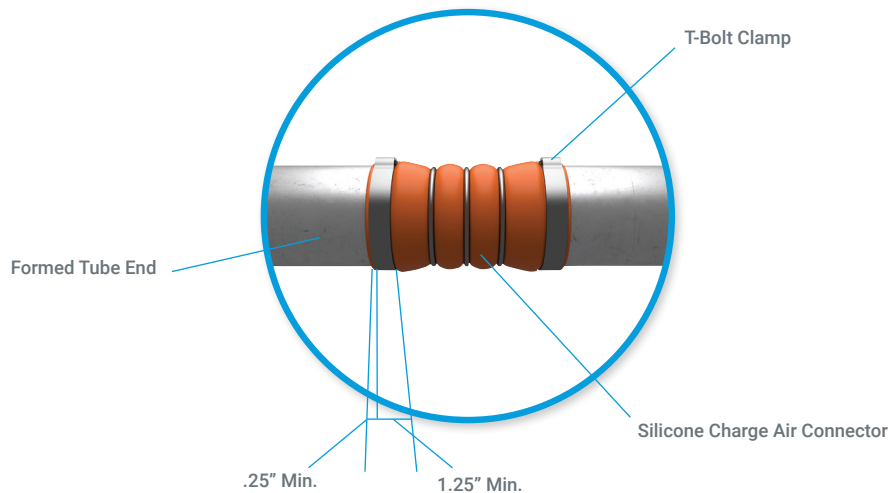
2584 SERIES: CONSTANT TENSION CLAMPS

Part Number - Clamps Constant Tension	Min. Dia. (in.)	Max. Dia. (in.)	Min. Dia. (mm)	Max. Dia. (mm)	Pack Size	Weight LBS- Per 10
FLX2584-0175	1.00	1.75	25	45	10	2
FLX2584-0212	1.25	2.13	32	54	10	2
FLX2584-0262	1.75	2.63	45	67	10	2
FLX2584-0312	2.25	3.13	57	79	10	2
FLX2584-0362	2.75	3.63	70	92	10	2
FLX2584-0412	3.25	4.13	83	105	10	2.5
FLX2584-0462	3.75	4.63	95	117	10	2.5
FLX2584-0512	4.25	5.13	108	130	10	2.5
FLX2584-0562	4.75	5.63	121	143	10	2.5
FLX2584-0612	5.25	6.13	133	155	10	2.5
FLX2584-0662	5.75	6.63	146	168	10	3
FLX2584-0712	6.25	7.13	159	181	10	3
FLX2584-0762	6.75	7.63	172	193	10	3
FLX2584-0812	7.25	8.13	184	206	10	3
FLX2584-0862	7.75	8.63	197	219	10	3
FLX2584-0912	8.25	9.13	210	232	10	3.5

*Specifications for reference only.

COOLANT AND HEATER HOSE CLAMPING INSTRUCTIONS:

Worm gear or constant torque type stainless steel clamps with inner liner are recommended for silicone heater and coolant hose. Initial clamp torque should be 40 inch-lbs. If re-torquing is required, it should be limited to 20 inch-lbs. Do not use serrated, slotted, or wire type clamps.





2588 SERIES: SPRING LOADED T-BOLT CLAMPS



These T-Bolt Clamps provide consistent band tension and compensate for fluctuations that can happen in hose line assemblies. They resist salt water, and temperature and/or pressure changes.

APPLICATION:

+ For charge air connector (CAC) applications

SPECIFICATIONS:

- + All 316 grade stainless steel spring-loaded T-bolt clamps
- + Hex Head: 5/16"
- + Band Width: 3/4"
- + Resists salt water and may be used in marine applications

BENEFITS

- ✓ Spring Loaded T-Bolt Clamps are Designed to Compensate for Fluctuations in Hose Line Assemblies
- ✓ Spring Loaded T-Bolt Clamps Adjust to Temperature and/or Pressure Changes to Provide Constant Band Tension
- ✓ Recommended for Silicone Coolant Hose, CAC Hose, Turbo Sleeves, Marine Hose, 90° and 45° Degree Elbows, and SILFAB™ Ducting

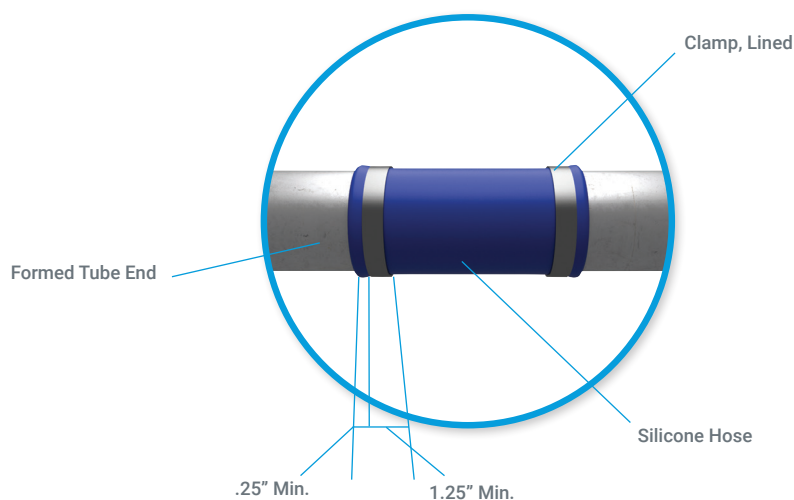
2588 SERIES: *SPRING LOADED T-BOLT CLAMPS*

Part Number - Clamps Spring Loaded T-Bolt	Min. Dia. (in.)	Max. Dia. (in.)	Min. Dia. (mm)	Max. Dia. (mm)	Pack Size	Weight LBS- Per 10
FLX2588-0306	3.0625	3.375	77.8	85.7	10	2
FLX2588-0356	3.562	3.875	90.5	98.4	10	2
FLX2588-0406	4.0625	4.375	103.2	111.1	10	2
FLX2588-0456	4.562	4.875	115.9	123.8	10	2
FLX2588-0506	5.0652	5.375	128.59	136.53	10	2

*Specifications for reference only.

CAC AND TURBO CHARGER HOSE CLAMPING INSTRUCTIONS:

Use only T-bolt style clamps. Constant torque T-bolt style clamps may help retain clamp load. Torque clamps to 70-75 inch-lbs.



THE FLEXFAB CREED

VALUE FOR CUSTOMERS:

We believe our first commitment is to our customers. In meeting their needs, everything we do must be of high quality. We must constantly strive to reduce our costs, and improve our quality and productivity. Customers' orders must be serviced promptly and accurately.

QUALITY OF LIFE FOR EMPLOYEES:

We are committed to the general welfare of our employees and the belief that each must be treated as an individual. We must respect their dignity and recognize their merit. There must be a sense of security in their employment and compensation must be fair. Employees must feel free to make suggestions and complaints. Working conditions must be safe, clean, and orderly. There must be equal opportunity for employment, personal development, and advancement for those qualified. The worth of an employee must be recognized by providing challenging work. Adequately trained and educated employees are necessary in maintaining our quality of work life. We must provide competent management, whose responsibility is to accomplish our long term goals and objectives. Their actions must be just and ethical.

SERVICE FOR COMMUNITY:

We are committed to the communities in which we live and work. We must be good citizens by supporting community projects and charities both financially and with time and talents of employees. We must encourage civic improvements and better health and education. We must maintain, in good order, our property and protect the environment and natural resources.

BENEFIT FOR SHAREHOLDERS:

Our final commitment is to our shareholders. The long term viability of the corporation must be assured. New products and capabilities must be developed. New ideas must be encouraged and experimented with. Research must be carried on and innovative programs developed. Facilities and equipment must be properly maintained and replaced when necessary. To meet this commitment, adequate profits are necessary, as well as reserves for adverse times. With a fair price for our products and keeping costs under control, the shareholders will realize a fair return.

**Engineering trust.
Around the world.™**

 **Flexfab®**
Engineering trust. Around the world.™

Flexfab GR 4440 44th St. SE, Kentwood, MI 49512, USA,
Phone: 888-353-9323, Fax: 888-353-9344,
www.flexfab.com
All rights reserved. ©2017 Flexfab Horizons International, Inc.
A member of the FHI® family of companies.
Flexfab® does not assume any liability for errors or omissions.
ZZZ-44533 – March, 2021

**Everything We Do Must
Be of High Quality.**