

# Product Catalog



Revised 10/2012

**FLEET**  
**ENGINEERS**  
INCORPORATED

*Your complete truck product manufacturer*

## **F** **How to Order**

**E** Call, fax, or mail your order to Fleet Engineers. Our normal sales desk hours are 8:00 a.m. - 5:00 p.m. EST.

Phone: 1 800 333 7890

Fax (24 Hours): 231 777 2720

Address: 1800 E. Keating Avenue, Muskegon, MI 49442-6189 U.S.A.

All custom products have specific "How to Order" instructions listed with the product description. See the order form on page 129 for all custom poly mud flap orders and the order form on page 18 for all roll-up door orders.

## **F** **Popularity Code**

**E** Popularity code can be used to estimate the availability of a given product; **(A)** current production - immediate availability, **(B)** current production - standard availability (5-7 business days), and **(C)** non-current production. This is based on our main facility in Muskegon, Michigan.

## **F** **Cross Reference Guides & Complete Product Index**

**E** Cross reference guides can be found in the back of this catalog on pages 174-184 and the complete product index is on pages 185-189. On page 190-191 is a listing of obsolete/changed part numbers. Cross reference numbers are listed two ways: (1) in numerical/alphabetical order with the cross reference manufacturer, Fleet Engineers' part number and the corresponding page number and (2) listed by manufacturer. All product part numbers are listed in numerical order along with the corresponding catalog page number.

## **F** **Conversion Charts**

**E** Measurements throughout the catalog are given in decimal figures and are rounded to two decimal places. A conversion page is located on the inside back cover of this catalog for your convenience.

## **F** **Warranty Information**

**E** **Registered Trademarks and OEM Logos:** Due to trademark restrictions, products personalized with OEM logos are only available through their respective Truck/Trailer dealers and are contained within only to represent their availability to such dealers.

**Warranty – General:** All products are guaranteed for one (1) year from date of shipment, except Spray Mate fenders which have a lifetime warranty, against defects in workmanship and material, provided defect has not been caused by misuse, careless handling, or where repairs have been made or attempted by parties other than manufacturer. **EXCEPTION: CHROME PLATING IS NOT GUARANTEED.** See Returned Goods section for specific instructions.

**Warranty – Chrome Plating:** Chrome plating on chrome products is not warranted beyond the initial installation date of the product. The performance of the plating cannot be guaranteed due to the conditions of service. Damage from stones or road debris can destroy the integrity of the coating surface and cause corrosion to ensue. Damage due to the impact of collision with another object and road and vehicle vibration are likely at some point during the life of the product. Therefore, Fleet Engineers can only warrant the plating quality until it is put into service on the vehicle. Fleet Engineers' plating is specified to be the high grade automotive exterior quality and designed for atmospheric conditions in existence on today's highways. Maintenance and care of the finish are required to maintain its like-new condition.

**Limitation of Warranty:** Seller warrants to Buyer all goods, if properly installed, used only in the service for which recommended by Seller, and undamaged from any external cause, against defective workmanship and material for the warranty period specified in the specification sheet for each item of equipment. No claim under this warranty shall be honored unless **(I)** it is submitted to Seller in writing within sixty (60) days after discovery and on or before the sixtieth (60th) day after expiration of the warranty period, and **(II)** Buyer shall cease to use the goods and give Seller a full written report supporting its claim. If Seller finds the equipment to be defective, the Seller will repair or replace it without charge and bear the cost of transportation for the defective goods. Except as provided by this paragraph Seller shall not be liable for any labor, transportation or other expense required to replace or repair defective goods nor in any event for any general, special or consequential damages arising out of or occasioned by a defect or failure of any goods sold to Buyer, nor for any loss arising from the use or resale thereof. Any implied warranty of merchantability or of fitness in any other warranty specified above is expressly excluded.

**Returned Goods:** All returned goods must have an authorization number assigned by Fleet Engineers. Items returned for credit will be subject to a 20% restocking charge and must be returned **FREIGHT PREPAID.** No items approved beyond twelve (12) months from date of shipment, or if an overstock situation exists at the time of request. Customer must supply Fleet Engineers with invoice number and purchase order number from which shipment was made. **ONLY CURRENT MODEL PARTS IN SALABLE CONDITION WILL BE ACCEPTED.** Unauthorized returns will be subject to a 25% restocking charge.

**F** **Order/Warranty Information ..... 2**

**F** **Landing Gear Products ..... 3-9**

**E** Sand Shoes & Wheels ..... 3  
 Axle Kits & Axle Housing ..... 4  
 Cranks, Adjust-a-Shaft Kits & Component Parts ..... 5-6  
 Braces, Brace Lugs & Component Parts ..... 7-9

**F** **Roll-Up Door Products ..... 10-55**

**E** PolyTrak® Roll-Up Doors ..... 10-11  
 ToughTrak® Roll-Up Doors ..... 12-13  
 T-Style Roll-Up Doors ..... 14-15  
 W-Style Roll-Up Doors - Premium Version ..... 16-17  
 Roll-Up Door Order Form ..... 18  
 Roll-Up Door General Info & Terminology ..... 19  
 Roll-Up Door Panels ..... 20-22  
 Roll-Up Door Patch ..... 22  
 Roll-Up Door Hardware ..... 23-38  
 Roll-Up Door Tracks & Operator Kits ..... 39-42  
 Roll-Up Door Conversion Kits ..... 43  
 Roll-Up Door Operator Components ..... 44-48  
 Roll-Up Door Seals ..... 49-53  
 Roll-Up Door Cables ..... 54-55

**F** **Swing Door & Miscellaneous Door Products ..... 56-90**

**E** Vent Doors & Hardware, Vent Door Latch ..... 56-59  
 Hinge Butts ..... 60  
 Door Hinges ..... 61-75  
 Hinge Pins ..... 75-76  
 Hinge Assemblies ..... 77-79  
 Handles ..... 79, 89  
 Bumpers, Door Hold-Backs, Latches, Seals, ..... 79-83  
 Miner Style Lockrods & Component Parts ..... 84-88  
 Trailer Dock Bumper, Handles, Corner Iron ..... 88-89  
 Cams & Latch Bar Assemblies ..... 90

**F** **Fender Products ..... 93-126**

**E** Quarter Fender Sets & Component Parts ..... 93-97  
 Quarter Fender Top Flaps & Hardware Sets ..... 98-99  
 Quarter Fender Mounts & Component Parts ..... 99-100  
 Standard-Duty Tandem Fenders ..... 101-102  
 Smooth Skin Fenders, Mount & Conspicuity Plate ... 103-104  
 X-FLEX® Application Guide ..... 105  
 X-FLEX® Mounting Technology, Pivot Bar® ..... 105-108  
 Tandem Mounts & Component Parts ..... 109-111  
 Heavy-Duty Tandem Fenders and Mounts ..... 112-113  
 Spray Mate® Tandem Fenders & Accessories ..... 114-118  
 Spray Master® Half Tandem/Double Radius Fenders & Accessories ..... 119-121  
 Spray Master® Tandem Fenders & Accessories ..... 122-125  
 Decorative Strips for Spray Mate® & Spray Master® ... 125  
 Plastic End Cap Application Chart ..... 126

**F** **Mud Flap Products ..... 127-154**

**E** AeroFlap® Aerodynamic Mud Flap & Specialty Flaps... 127  
 3/16" Poly, 5/16" Anti-Spray & Custom Mud Flaps .. 128  
 Custom Poly Mud Flap Order Form ..... 129  
 Flap Plate Sets ..... 130  
 Spray Suppression Skirting Kits ..... 131  
 Bar Type Mud Flap Brackets ..... 132-136  
 Cast Single Bolt Mount ..... 136  
 Bracket Mounting Sets ..... 137  
 Technical Information on Spring Loaded Brackets ..... 138  
 Hellcat® Mud Flap Brackets ..... 139  
 Conspicuity Products ..... 140-147  
 Mounting Angle & Retaining Strap ..... 147  
 FB-27 Mud Flap Brackets & End Cap ..... 148-151  
 Adjust-A-Mount®, Mounting Adapters ..... 152  
 Anti-Sail Brackets ..... 153  
 Mounting Hardware ..... 154

**F** **Miscellaneous Products ..... 155-173**

**E** "Air Slipper" Side Skirt ..... 155  
 Stake Pockets & Rope Hooks ..... 156  
 Recessed Lashing Rings ..... 157  
 Tie Down Rings & Components ..... 158-160  
 Belly Panel & Coil Racks ..... 161  
 Corner Protectors & Wheel Chocks ..... 162-163  
 Service Decks ..... 164-165  
 Steps & Ramp Handles ..... 166  
 Tire Carriers ..... 169-170  
 Manifest Box & Document Holders ..... 170-171  
 Product Display ..... 172  
 Sales Literature and Order Form ..... 172-173

**F** **Cross Reference Guides ..... 174-184**

**E** Numerical/alphabetical and manufacturer listing of products ..... 171-184

**F** **Product Index ..... 185-189**

**E** Numerical listing of all product part numbers with the corresponding catalog page number ..... 185-189

**F** **Obsoletes/Substitutions ..... 190-191**

**E** Numerical listing of all obsolete part numbers and changed part numbers ..... 190-191

**F** **Conversion Charts ..... 193**

**DEFINITIONS:**

- RoadKote®** - black E-coat finish
  - Black Primer** - black primer finish, either water or oil base.
  - Packaged Set** - a product and all its' components in a single container, labeled.
  - Bulk Kit** - a group of items that can be ordered as a single part number but not packaged as one.
  - Roadside\*** - the left side of the tractor/trailer as viewed from behind
  - Curbside\*** - the right side of the tractor/trailer as viewed from behind
- \*Based on North American Road System



Fleet Engineers is continually developing, improving and adding new products to be your complete truck product manufacturer. Look for the NEW symbol throughout the catalog.



The products available in box quantity will have this symbol showing quantity per box. Packs and ships most efficiently.



This symbol shows which of our products are green. Coupled with the symbols below, it will show if the product is aerodynamic, lightweight or made from recycled materials.



Aerodynamic



Lightweight



Recycled



Additional literature is available on a many products. To order, call 1-800-333-7890, use the form on page 173 or order from our website: [www.fleetengineers.com](http://www.fleetengineers.com)



This symbol indicates which products come with installation instructions.

## **F** **How to Order**

**E** Call, fax, or mail your order to Fleet Engineers. Our normal sales desk hours are 8:00 a.m. - 5:00 p.m. EST.

Phone: 1 800 333 7890

Fax (24 Hours): 231 777 2720

Address: 1800 E. Keating Avenue, Muskegon, MI 49442-6189 U.S.A.

All custom products have specific "How to Order" instructions listed with the product description. See the order form on page 129 for all custom poly mud flap orders and the order form on page 18 for all roll-up door orders.

## **F** **Popularity Code**

**E** Popularity code can be used to estimate the availability of a given product; **(A)** current production - immediate availability, **(B)** current production - standard availability (5-7 business days), and **(C)** non-current production. This is based on our main facility in Muskegon, Michigan.

## **F** **Cross Reference Guides & Complete Product Index**

**E** Cross reference guides can be found in the back of this catalog on pages 174-184 and the complete product index is on pages 185-189. On page 190-191 is a listing of obsolete/changed part numbers. Cross reference numbers are listed two ways: (1) in numerical/alphabetical order with the cross reference manufacturer, Fleet Engineers' part number and the corresponding page number and (2) listed by manufacturer. All product part numbers are listed in numerical order along with the corresponding catalog page number.

## **F** **Conversion Charts**

**E** Measurements throughout the catalog are given in decimal figures and are rounded to two decimal places. A conversion page is located on the inside back cover of this catalog for your convenience.

## **F** **Warranty Information**

**E** **Registered Trademarks and OEM Logos:** Due to trademark restrictions, products personalized with OEM logos are only available through their respective Truck/Trailer dealers and are contained within only to represent their availability to such dealers.

**Warranty – General:** All products are guaranteed for one (1) year from date of shipment against defects in workmanship and material, provided defect has not been caused by misuse, careless handling, or where repairs have been made or attempted by parties other than manufacturer. **EXCEPTION: CHROME PLATING IS NOT GUARANTEED.** See Returned Goods section for specific instructions.

**Warranty – Chrome Plating:** Chrome plating on chrome products is not warranted beyond the initial installation date of the product. The performance of the plating cannot be guaranteed due to the conditions of service. Damage from stones or road debris can destroy the integrity of the coating surface and cause corrosion to ensue. Damage due to the impact of collision with another object and road and vehicle vibration are likely at some point during the life of the product. Therefore, Fleet Engineers can only warrant the plating quality until it is put into service on the vehicle. Fleet Engineers' plating is specified to be the high grade automotive exterior quality and designed for atmospheric conditions in existence on today's highways. Maintenance and care of the finish are required to maintain its like-new condition.

**Limitation of Warranty:** Seller warrants to Buyer all goods, if properly installed, used only in the service for which recommended by Seller, and undamaged from any external cause, against defective workmanship and material for the warranty period specified in the specification sheet for each item of equipment. No claim under this warranty shall be honored unless **(I)** it is submitted to Seller in writing within sixty (60) days after discovery and on or before the sixtieth (60th) day after expiration of the warranty period, and **(II)** Buyer shall cease to use the goods and give Seller a full written report supporting its claim. If Seller finds the equipment to be defective, the Seller will repair or replace it without charge and bear the cost of transportation for the defective goods. Except as provided by this paragraph Seller shall not be liable for any labor, transportation or other expense required to replace or repair defective goods nor in any event for any general, special or consequential damages arising out of or occasioned by a defect or failure of any goods sold to Buyer, nor for any loss arising from the use or resale thereof. Any implied warranty of merchantability or of fitness in any other warranty specified above is expressly excluded.


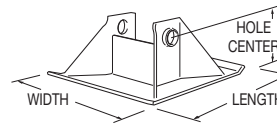
**Returned Goods:** All returned goods must have an authorization number assigned by Fleet Engineers. Items returned for credit will be subject to a 20% restocking charge and must be returned **FREIGHT PREPAID**. No items approved beyond twelve (12) months from date of shipment, or if an overstock situation exists at the time of request. Customer must supply Fleet Engineers with invoice number and purchase order number from which shipment was made. **ONLY CURRENT MODEL PARTS IN SALABLE CONDITION WILL BE ACCEPTED.** Unauthorized returns will be subject to a 25% restocking charge.

## **F** Standard Design Sand Shoes

### Features

- Full welded steel construction
- Black E-coat finish
- 1.19" center support for added strength
- Standard 2.03" diameter extended axle holes spaced 6.00" apart
- Non-standard shoes available on a special order basis (100 piece minimum)

### Dimension Diagram



### Specifications

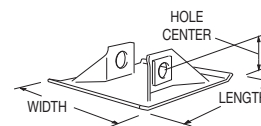
part no.	weight (lbs.)	pop. code	width (in.)	length (in.)	base thickness (in.)	gusset thickness (in.)	center support	bearing plate	hole center (in.)	cross reference
013-01192	9.50	A	10.00	10.00	.19	.19	yes	no	4.44	05-300, 1291
013-01196	12.90	A	12.00	12.00	.19	.19	yes	no	4.44	05-319

## **F** Low Mount Style Sand Shoes

### Features

- Steel construction
- Black E-coat finish
- Standard 2.03" diameter plain axle holes
- Side bearing plates for gussets
- Non-standard shoes available on a special order basis (100 piece minimum)

### Dimension Diagram



### Specifications

part no.	weight (lbs.)	pop. code	width (in.)	length (in.)	base thickness (in.)	gusset thickness (in.)	bearing plate	hole center (in.)	cross reference
013-00073	8.70	A	10.00	10.00	.19	.19	yes	1.94	1295, 05-310
013-01604	11.90	A	12.00	12.00	.19	.19	yes	1.94	05-312

## **F** Landing Gear Wheels

### Features

- Steel construction
- Black primer finish
- Optional heavy-duty type with center disc for added strength

### Specifications

part no.	weight (lbs.)	pop. code	description	wheel dia (in.)	wheel width (in.)	hub length (in.)	application	cross reference
013-00173	8.50	A	heavy-duty	9.00	3.44	3.63	1.88/1.90 dia. axles	05-901, 1791



## WF Welded Cap Axle Packaged Sets/Bulk Kits & Hardware

### Features

- Welded steel construction
- Black primer finish
- Includes one axle and hardware set (hex bolt, lock nut, and half collar)
- Hardware set available separately
- Non-standard axles available on a special order basis (100 pc. min.)

### Specifications

part no.	weight (lbs.)	pop. code	description	length (in.)	O.D. (in.)	thickness (in.)	application	cross reference
013-00232	2.15	A	axle pkg. set	8.50	1.88	.14	standard foot	06-410
013-00244	3.00	A	axle pkg. set	8.50	1.90	.20	standard foot	06-411, 1407 kit
013-00336	4.90	C	axle bulk kit	15.25	1.90	.20	standard-duty wheels	06-421
011-00136	.15	A	hardware set					



## WF Flared End Axle Packaged Sets/Bulk Kits & Hardware

### Features

- Steel construction
- Black primer finish
- Includes one axle and hardware set (hex bolt, lock nut, and half collar)
- Hardware set available separately
- Non-standard axles available on a special order basis (100 pc. min.)

### Specifications

part no.	weight (lbs.)	pop. code	description	length (in.)	O.D. (in.)	thickness (in.)	application	cross reference
013-00240	2.50	A	axle pkg. set	8.50	1.90	.20	standard foot	06-405, 1305 kit
011-00136	.15	A	hardware set					



## WF Axle Housing

### Features

- Steel construction
- Black primer finish
- 2.00" I.D. axle housing

### Specifications

part no.	weight (lbs.)	pop. code	application	cross reference
013-00198	3.10	A	4.00" outer square or 4.50" O.D. round lower legs	06-345 1294

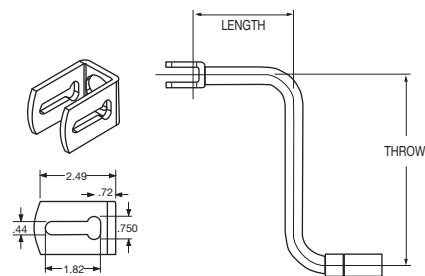


## **Horizontal Folding Cranks**

### **Features**

- Metal handle
- Steel construction
- Black E-coat finish
- Handle is 3.75" long
- Tube O.D. size is 1.25"

### **Dimension Diagram**



### **Specifications**

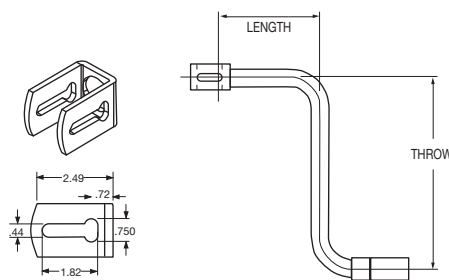
part no.	weight (lbs.)	popularity code	length (in.)	throw (in.)	cross reference
<b>013-00426</b>	2.70	A	7.50	13.50	03-207-H, LG0083.02, 1695
<b>013-00427</b>	3.10	A	11.50	13.50	03-211-H, LG0083.04, 1296
<b>013-00429</b>	3.50	A	16.25	13.50	03-215-H, 1297
<b>013-00430</b>	4.10	A	20.00	13.50	03-221-H, LG0083.06, 1298

## **Vertical Folding Cranks**

### **Features**

- Metal handle
- Steel construction
- Black E-coat finish
- Handle is 3.75" long
- Tube O.D. size is 1.25"

### **Dimension Diagram**



### **Specifications**

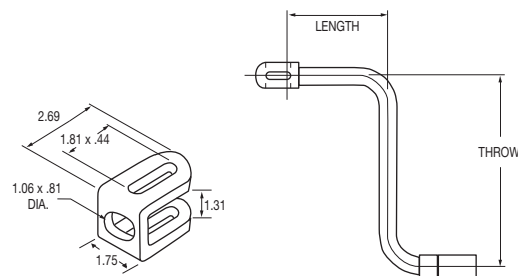
part no.	weight (lbs.)	popularity code	length (in.)	throw (in.)	cross reference
<b>013-00436</b>	2.70	A	7.50	13.50	03-207-V, LG0083.01, 1664
<b>013-00437</b>	3.10	A	11.50	13.50	03-211-V, LG0083.03, 1365
<b>013-00439</b>	3.50	A	16.25	13.50	03-215-V, 1366
<b>013-00440</b>	4.10	A	20.00	13.50	03-221-V, LG0083.05, 1367

## **Holland Style Vertical Folding Cranks**

### **Features**

- Metal handle
- Steel construction
- Black primer finish
- Handle is 3.75" long
- Tube O.D. size is 1.00"

### **Dimension Diagram**



### **Specifications**

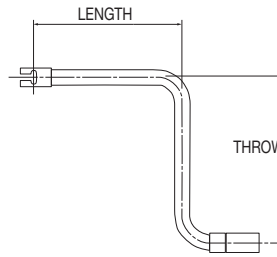
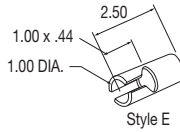
part no.	weight (lbs.)	popularity code	length (in.)	throw (in.)	cross reference
<b>013-00487</b>	3.28	A	11.38	13.50	Holland #XA-V-90-0
<b>013-01978</b>	4.10	A	20.00	13.50	Holland #XA-N-90-11

## Removable Cranks & Accessories

### Features

- Metal handle
- Steel construction
- Black primer finish
- Handle is 3.75" long

### Dimension Diagram



### Specifications

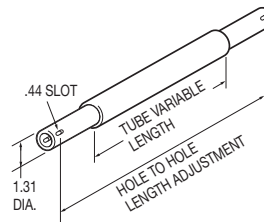
part no.	weight (lbs.)	pop. code	description	length (in.)	throw (in.)	cross reference
013-00496	2.70	C	crank	7.50	13.50	LG0082.01
013-00498	3.10	C	crank	11.50	13.50	LG0082.02
013-00500	3.50	C	crank	16.25	13.50	
013-00501	4.10	C	crank	20.00	13.50	

## Adjust-a-Shaft Bulk Kits & Component Parts

### Features

- Tubular steel construction
- Black primer finish
- Adjustable to reduce inventory requirements
- Component parts available separately
- Kits consist of two ends to fit over 1.00" shafting, choice of five middle tubes to cover all normal mounting lengths, and hardware

### Dimension Diagram



### Specifications

part no.	weight (lbs.)	popularity code	description	length adjustment (in.)	cross reference
012-00001	4.26	C	bulk kit	21.00 to 39.00	
012-00002	5.60	C	bulk kit	37.00 to 55.00	04-536-X
012-00003	6.90	A	bulk kit	53.00 to 71.00	04-552X
012-00914	7.90	B	bulk kit	69.00 to 87.00	
012-00915	9.60	C	bulk kit	85.00 to 103.00	
012-00011	1.30	A	end	11.00	
012-00004	1.66	C	tube	20.00	
012-00005	2.80	C	tube	36.00	
012-00006	4.10	C	tube	52.00	
012-00008	5.30	C	tube	68.00	
012-00009	6.97	C	tube	84.00	





## Custom One-Piece Braces

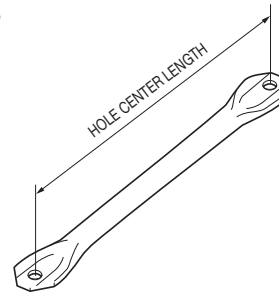
### Features

- Black primer finish
- .66" diameter mounting holes

### How to Order

- Choose desired pipe or tube size then specify hole center length
- Side loaded ends

### Dimension Diagram



### Specifications

materials (in.)	popularity code	hole center length
1.25 pipe	C	per customer specification
1.50 pipe	C	per customer specification
1.63 tube	C	per customer specification
2.00 pipe	C	per customer specification

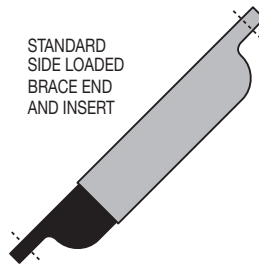


## Two-Piece Adjust-a-Brace Packaged Sets

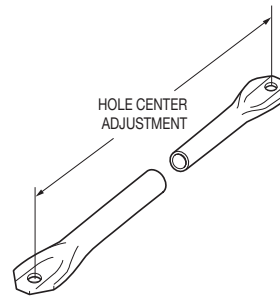
### Features

- High strength steel tubing with reinforced end sections for greater tear-out resistance
- Black E-coat finish
- Pkg. set includes one side loaded end and one side loaded insert with 15.00" adjustment
- .66" diameter mounting holes

### Installation Diagram



### Dimension Diagram



### Specifications

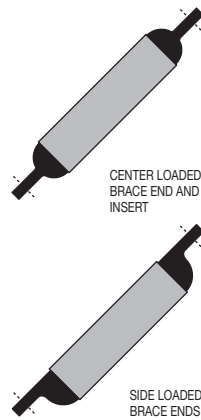
part no.	weight (lbs.)	pop. code	description	hole center adjustment (in.) /component length	brace end O.D. (in.)	insert end O.D. (in.)	brace wall thickness (gauge)	insertwall thickness (gauge)	cross reference
013-00991	6.76	A	heavy-duty pkg. set	26.00 to 41.00	1.88	1.63	14	12	04-40-26-41, 1613
013-00992	8.88	A	heavy-duty pkg. set	42.00 to 57.00	1.88	1.63	14	12	04-40-42-57, 1614
013-00993	10.86	A	heavy-duty pkg. set	58.00 to 72.00	1.88	1.63	14	12	04-40-56-72, 1615
013-00996	12.98	A	heavy-duty pkg. set	73.00 to 88.00	1.88	1.63	14	12	
013-00997	15.10	A	heavy-duty pkg. set	89.00 to 104.00	1.88	1.63	14	12	
013-01601	5.38	A	standard pkg. set	26.00 to 41.00	1.75	1.50	14	14	04-10-26-41
013-01602	7.18	A	standard pkg. set	42.00 to 57.00	1.75	1.50	14	14	04-10-42-57
013-01603	8.96	A	standard pkg. set	58.00 to 72.00	1.75	1.50	14	14	04-10-56-72
013-01655	10.49	A	standard pkg. set	73.00 to 88.00	1.75	1.50	14	14	
013-01656	13.30	A	standard pkg. set	89.00 to 104.00	1.75	1.50	14	14	

## LE Three-Piece Adjust-a-Brace Bulk Kits & Component Parts

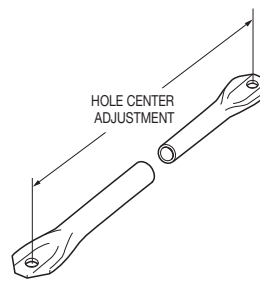
### Features

- High strength steel tubing with reinforced end pieces for greater tear-out resistance
- Black primer finish
- .66" diameter mounting holes
- Kits adjustable up to 6.00"
- Available with side loaded or center loaded end pieces
- Component parts also sold separately

### Installation Diagram



### Dimension Diagram



### Specifications

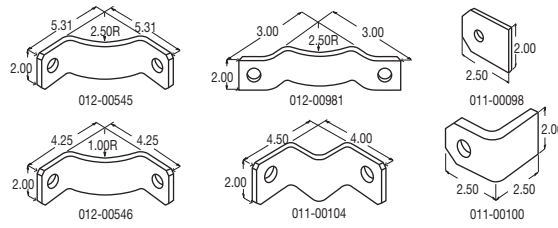
part no.	weight (lbs.)	pop. code	description	hole center adjustment (in.) / component length	end type	tube O.D. (in.)	end O.D. (in.)	tube wall thickness (gauge)	end wall thickness (gauge)
013-01094	4.15	C	bulk kit	18.00 to 24.00	center loaded	1.88	1.63	14	12
013-01095	4.80	C	bulk kit	24.00 to 30.00	center loaded	1.88	1.63	14	12
013-01096	5.60	C	bulk kit	30.00 to 36.00	center loaded	1.88	1.63	14	12
013-01097	6.60	C	bulk kit	36.00 to 42.00	center loaded	1.88	1.63	14	12
013-01098	7.00	C	bulk kit	42.00 to 48.00	center loaded	1.88	1.63	14	12
013-01099	7.70	C	bulk kit	48.00 to 54.00	center loaded	1.88	1.63	14	12
013-01100	8.50	C	bulk kit	54.00 to 60.00	center loaded	1.88	1.63	14	12
013-01101	9.10	C	bulk kit	60.00 to 66.00	center loaded	1.88	1.63	14	12
013-01102	9.95	C	bulk kit	66.00 to 72.00	center loaded	1.88	1.63	14	12
012-00418	1.40	C	end	9.00	center loaded	-	1.63	-	12
012-00476	1.40	C	end	9.00	side loaded	-	1.63	-	12
012-00352	1.35	C	tube	10.00	-	1.88	14	-	-
012-00353	2.00	C	tube	16.00	-	1.88	14	-	-
012-00354	2.80	C	tube	22.00	-	1.88	14	-	-
012-00355	3.80	C	tube	28.00	-	1.88	14	-	-
012-00356	4.20	C	tube	34.00	-	1.88	14	-	-
012-00357	4.90	C	tube	40.00	-	1.88	14	-	-
012-00358	5.70	C	tube	46.00	-	1.88	14	-	-
012-00359	6.30	C	tube	52.00	-	1.88	14	-	-
012-00360	7.14	C	tube	58.00	-	1.88	14	-	-

# Brace Lugs

## Features

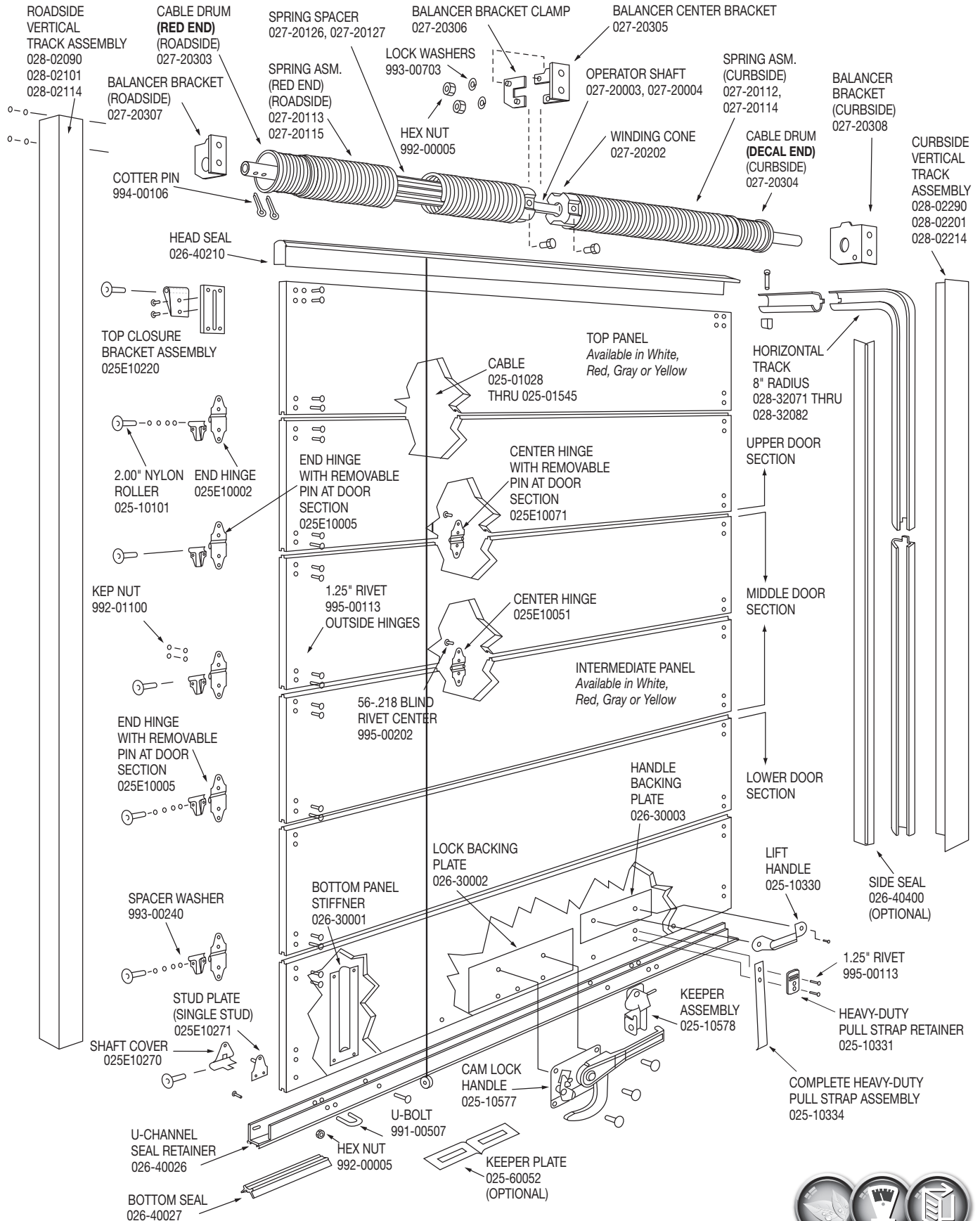
- .38" thick steel construction
- Black primer finish
- .66" diameter mounting holes

## Dimension Diagram



## Specifications

part no.	weight (lbs.)	popularity code	cross reference
011-00098	.50	C	02-10-A, 1364
011-00100	.80	B	02-13-A
011-00104	1.30	A	1306
012-00545	1.60	A	Holland BL-4 and Austin J-4154
012-00546	1.40	C	Holland BL-11
012-00981	2.30	B	1382, 1381



# **F** PolyTrak® Roll-Up Doors

## **E** Features

- Engineered polymer, white, gray, yellow or red thru color
- Galvanized steel reinforcement channels
- Unaffected by heat and cold: -92°F and +158°F (-69°C to 70°C)
- Panels never need painting, color is molded in
- UV stabilizer prevents discoloration
- Panels and hardware are interchangeable with industry standard W-Style components
- Rivets are on the inside, specially designed to prevent pull-out
- Repels moisture
- Designed to fit 2" track
- Uses 2.00" nylon roller
- Includes all hardware, steel lock assembly, stainless steel 7 x 19, 1/4 eye cables, heavy-duty lift handle, and 18.00" pull strap assembly
- Dual spring operator
- Cam lock assembly
- Adjustable top bracket assembly
- Head seal extrusion with rubber seal
- Grooved cable drums prevent binding or premature wear
- Cables are visible for easy maintenance
- End hinges have removable covers to allow easy roller replacement
- Dual durometer side seals are included on complete door assemblies
- Doors custom manufactured to meet your exact specifications
- Doors packaged individually to prevent damage
- Complete doors use right angle channel mounting angle
- Exterior fasteners are all stainless steel



U.S. Patent # US D595,428S  
CAN. Patent #128220-128221

• Universal Drop In (UDI) Doors and Complete-UDI Doors are shipped with hardware loose on one side. Complete Replacement Doors and Replacement Doors have all hardware attached; please specify when ordering.

**RUD**  
**PolyTrak® Roll-Up Doors**

### **Blind Rivets**

never leave unsightly rust streaks because they are not exposed on the outside of the door. Provides a smooth surface for easy graphic installation.

### **Interchangeable Components**

if needed, standard W-Style hardware and panels can be used for a quick fix, reducing downtime

### **Handle/Strap Backing Plate**

keeps handle and strap tight and secure.

### **Rubber Bottom Seal**

creates a barrier to keep dirt and moisture out; keeping cargo clean and dry inside.

### **Formed Panel Grooves**

on the inside add strength and reduce weight, leaving the outside of the door smooth for graphics.

### **Reinforced Channels**

provide additional strength and eliminates unsightly sag.

### **End Hinges with Removable Pin**

make a PolyTrak door easier to install and speed up panel replacement.

### **10 Roller Ball 2" Door Rollers**

provide smooth door operation extending the life of all door components.

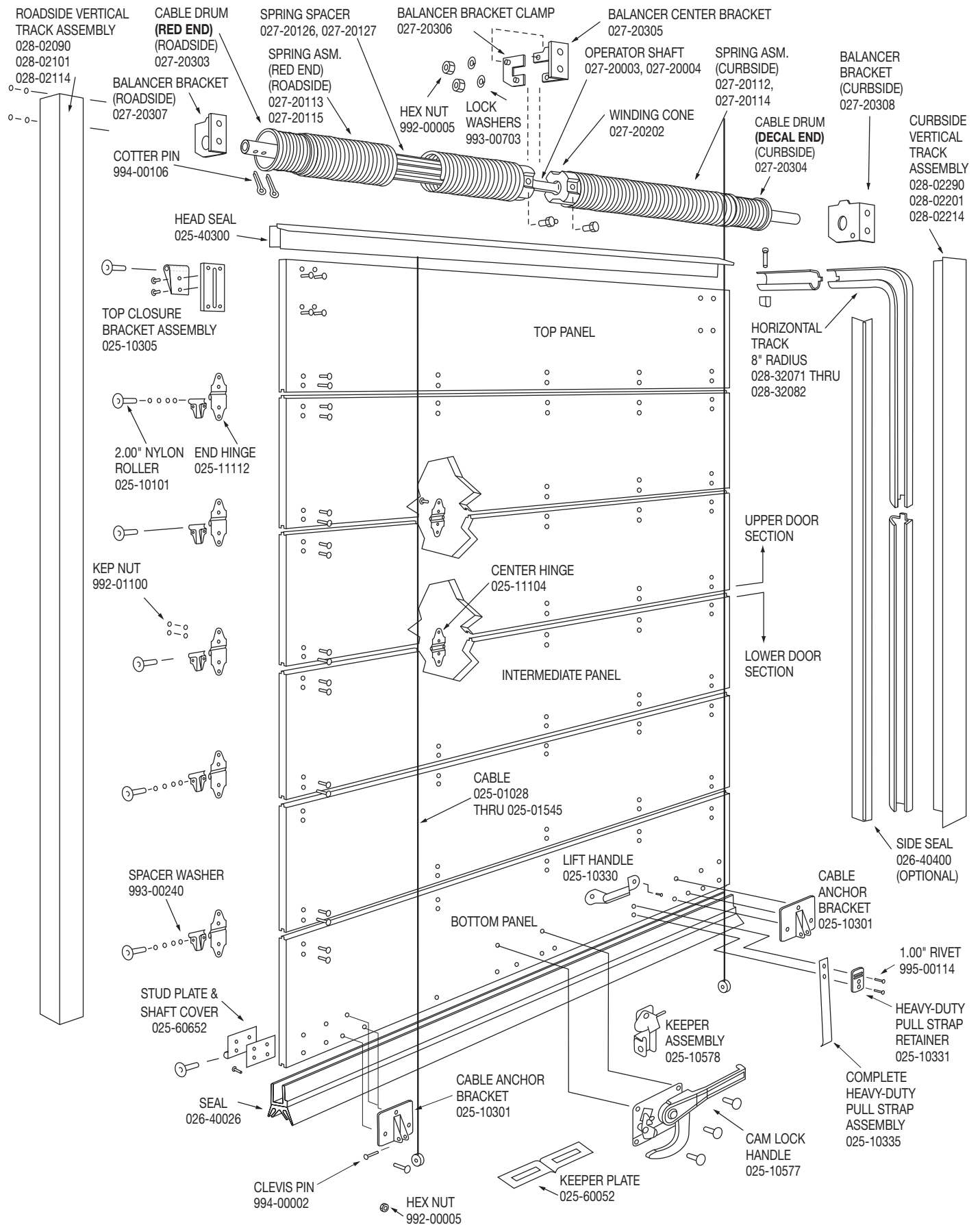
### **UV Protected Panels**

will not chip, fade or crack due to weather conditions.

**NEW ToughTrak® Steel Clad Roll-Up Door**

**ToughTrak Roll-Up Doors & Component Parts Diagram**

**RUD**



## **NEW ToughTrak® Steel Clad Roll-Up Door**

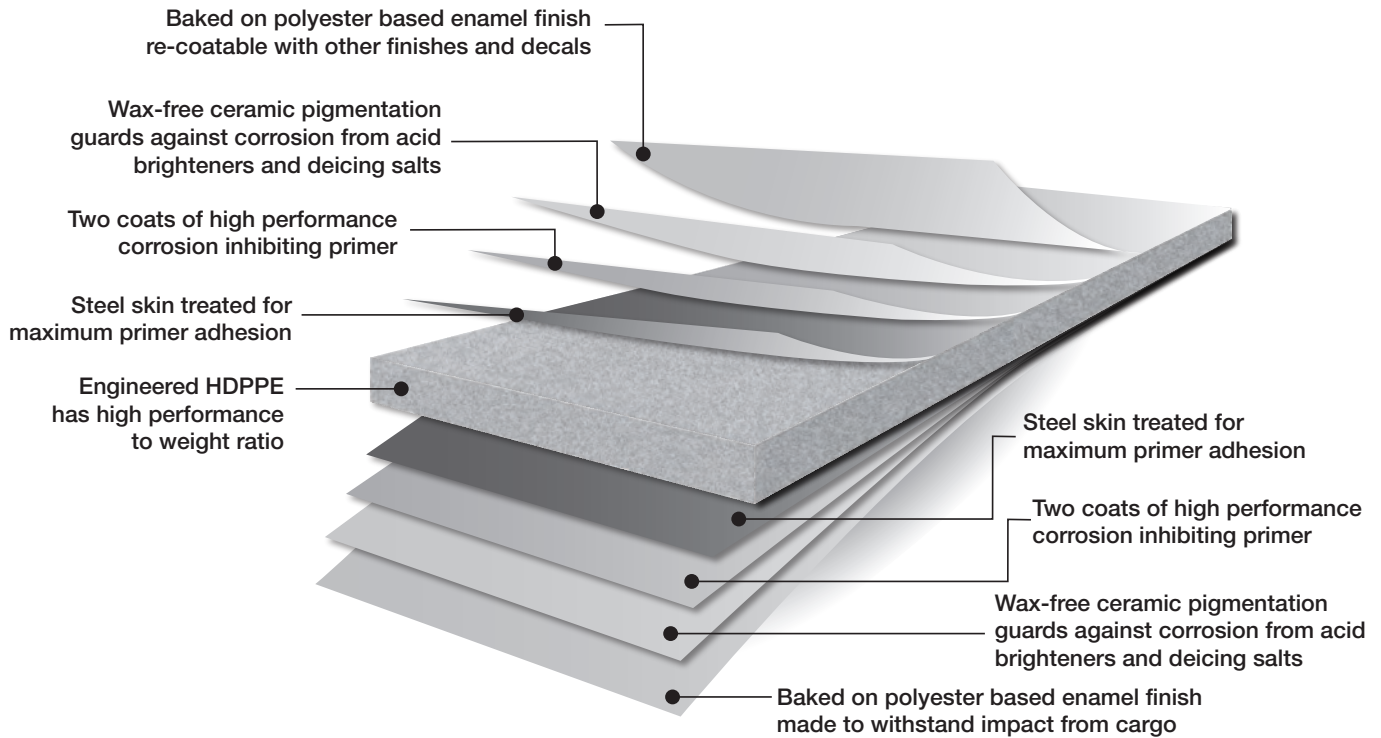
### **Features**

- 1/2" (13mm) composite panel thickness
- High density polyethylene core
- Baked on white enamel finish
- Panels are paintable
- Includes all hardware, steel lock assembly with keeper plate, stainless steel 7 x 19, 1/4 eye cables, heavy-duty lift handle, and 18" pull strap assembly
- Dual spring operator
- W-Style cam lock assembly (025-10577 & 025-10578)
- Adjustable top bracket assembly
- Head seal extrusion with rubber seal
- Tongue and groove seals
- Stainless steel rivets/E-coat/powder coated components
- E-coat/powder coated lock and keeper
- Cable drums are grooved to prevent cables from binding or wearing prematurely
- Uses 2.00" nylon roller
- One-piece flexible PVC bottom seal
- End hinges have removable covers to allow easy roller replacement
- Dual durometer side seals are included on complete door assemblies
- Doors custom manufactured to meet exact specifications
- Doors packaged individually to prevent damage
- All hardware packaged and weighed to verify accuracy
- Complete doors use right angle channel mounting angle



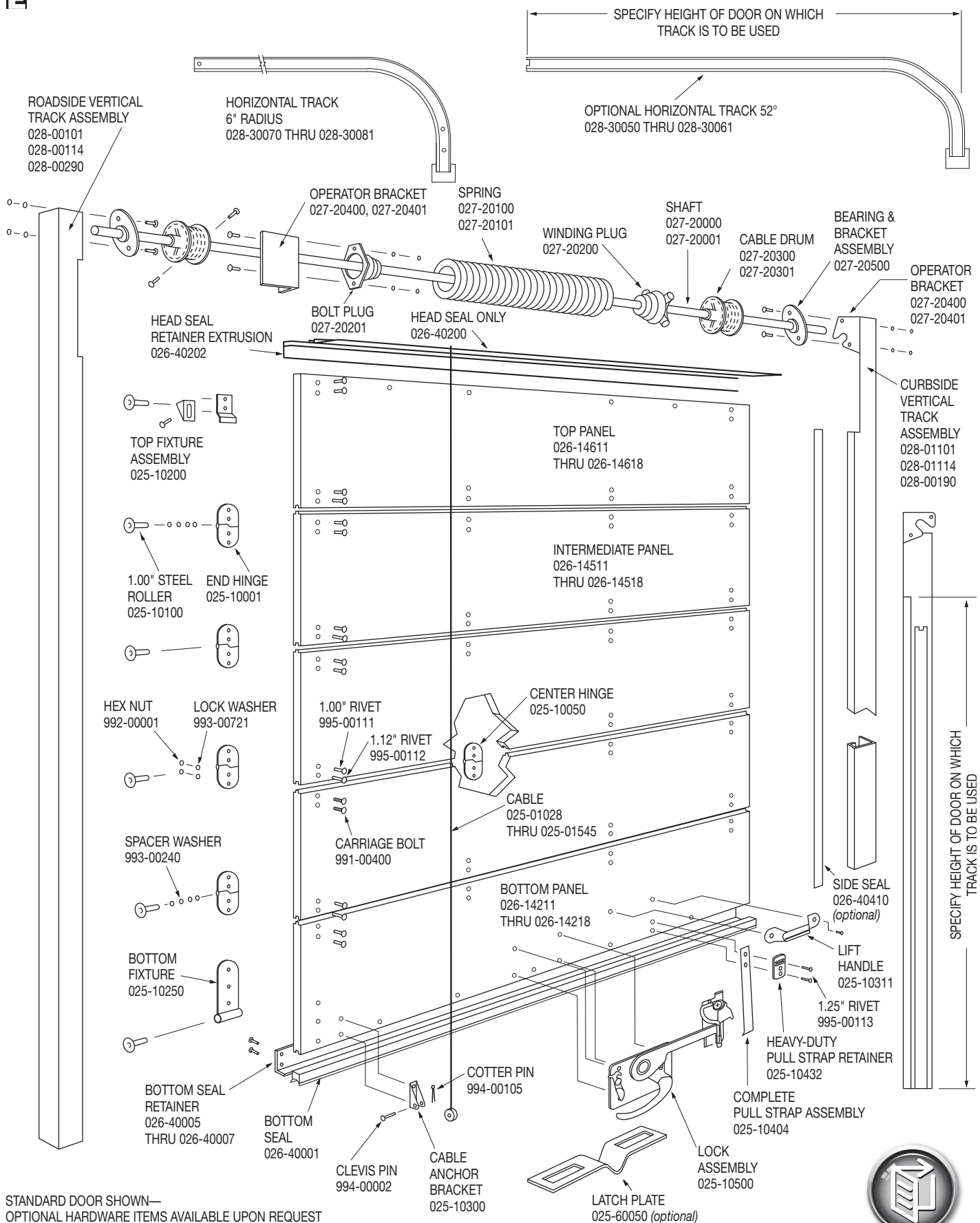
**RUP**  
ToughTrak Roll-Up Doors

- Universal Drop In (UDI) Doors and Complete-UDI Doors are shipped with hardware loose on both sides. Complete Replacement Doors and Replacement Doors have all hardware attached; please specify when ordering.



# **TOUGHTRAK**

## **TOUGH DOWN TO THE CORE**





## **F E** T-Style Wood Roll-up Door

### Features

- .75" thick, 7 ply, exterior grade, medium density plywood
- Standard doors have primer finish
- High gloss white finish coat available upon request
- Includes all hardware, steel lock assembly, stainless steel 7 x 19, 1/4 eye cables, heavy-duty lift handle, and 18.00" pull strap assembly
- Single counterbalanced spring operator with quick, easy adjustment
- Maximum strength, spring assisted steel lock eliminates door bounce
- Head seal retainer extrusion with removable rubber seal
- Cable drums are grooved to prevent cables from binding or wearing prematurely
- Interlocking tongue and groove door panels for a weather-tight joint and proper panel alignment
- Hinges are recessed to prevent freight hang-up and door damage
- Latch plate and side seals are available as an option (not included unless specified)
- Doors custom manufactured to meet your exact specifications
- Doors packaged individually to prevent damage
- Complete doors use J-Style channel mounting angle

• **Doors of other sizes, as replacement or with options, contact Fleet Engineers for special part number and price**



• Universal Drop In (UDI) Doors and Complete-UDI Doors are shipped with hardware loose on one side, curbside. Complete Replacement Doors and Replacement Doors have all hardware attached; please specify when ordering.

**RUD**  
3/4" Dry Freight Roll-Up Doors

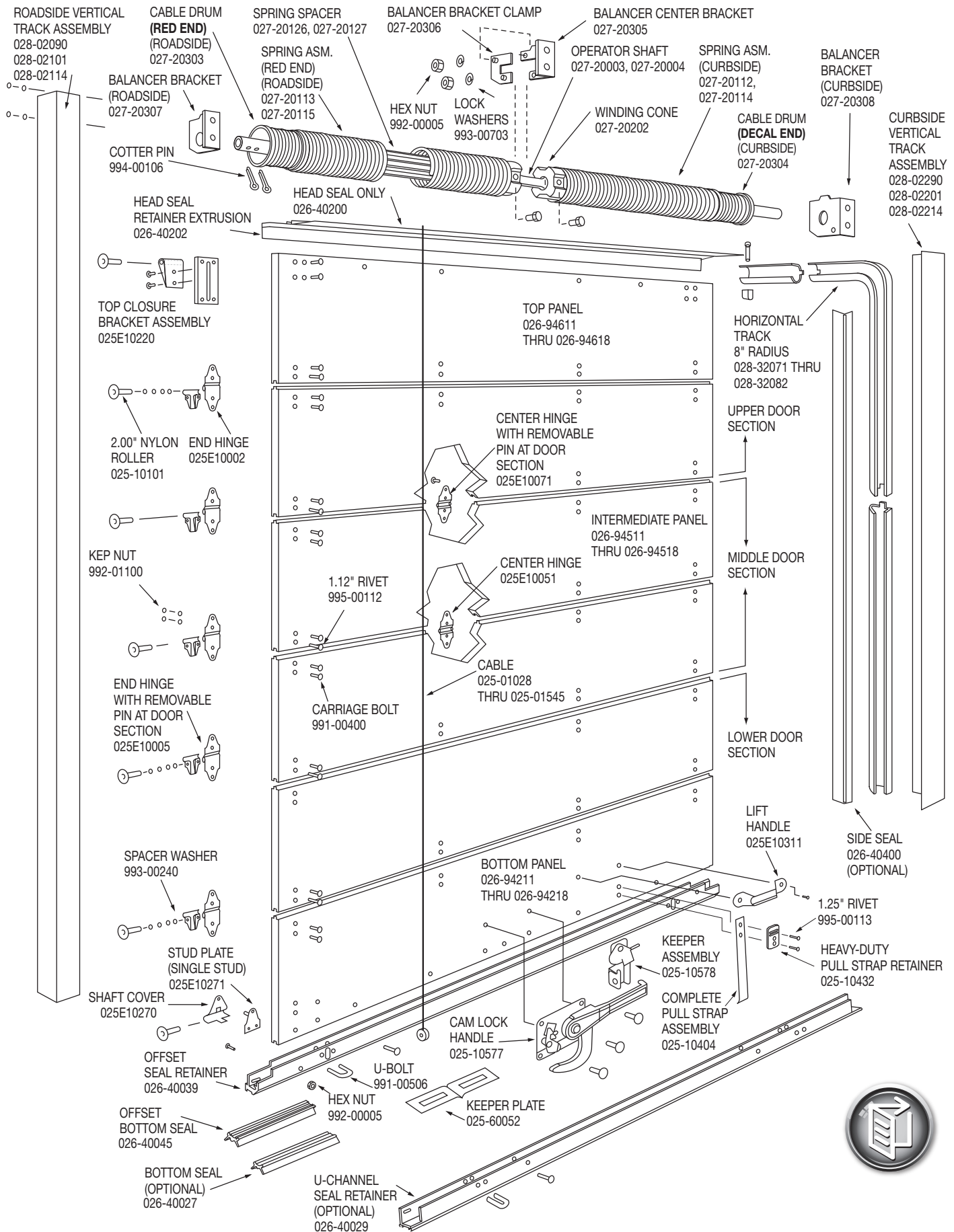
### Specifications For UDI (Universal Drop In) Doors



part no.	weight (lbs.)	pop. code	width (in.)	height (in.)	cross reference
029-09090	188.00	B	90.00	90.00	T #99611-2, W General Purpose
029-90100	202.00	B	90.00	100.00	T #99610-2, W General Purpose
029-90105	208.00	B	90.00	105.00	T #99861-2, W General Purpose
029-90112	218.00	B	90.00	112.00	W General Purpose
029-98090	204.00	B	98.00	90.00	T #99835-2, W General Purpose
029-98100	219.00	B	98.00	100.00	T #99836-2, W General Purpose
029-98105	227.00	B	98.00	105.00	T #99837-2, W General Purpose
029-98107	230.00	B	98.00	107.00	W General Purpose
029-98112	238.00	B	98.00	112.00	T #99838-2, W General Purpose

### Specifications For Complete-UDI (Universal Drop In) Doors (Includes Vertical and Horizontal Track and Operator Assembly)

part no.	weight (lbs.)	pop. code	width (in.)	height (in.)	cross reference
029C09090	267.00	B	90.00	90.00	T #99611-1
029C90100	286.00	B	90.00	100.00	T #99610-1
029C90105	297.00	B	90.00	105.00	T #99861-1
029C90112	307.00	B	90.00	112.00	
029C98090	283.00	B	98.00	90.00	T #99835-1
029C98100	303.00	B	98.00	100.00	T #99836-1
029C98105	316.00	B	98.00	105.00	T #99837-1
029C98107	319.00	B	98.00	107.00	
029C98112	327.00	B	98.00	112.00	T #99838-1



## **F** **W-Style Wood Roll-up Door - Premium Version**

### **Features**

- 75" thick, 7 ply, exterior grade, medium density plywood
- Standard doors have primer finish
- High gloss white finish coat available upon request
- Includes all hardware, steel lock assembly with keeper plate, stainless steel 7 x 19, 1/4 eye cables, heavy-duty lift handle, and 18.00" pull strap assembly
- Dual spring operator
- W-style cam lock assembly (025-10577 & 025-10578) are attached on all doors
- Adjustable top bracket assembly
- Head seal retainer extrusion with removable rubber seal
- Cable drums are grooved to prevent cables from binding or wearing prematurely
- Uses 2.00" nylon roller
- Flexible PVC bottom seal with aluminum seal retainer
- End hinges have removable covers to allow easy roller replacement
- Dual durometer side seals are included on complete door assemblies
- Doors custom manufactured to meet your exact specifications
- Doors packaged individually to prevent damage
- Complete doors use right angle channel mounting angle

• **Doors of other sizes, as replacement or with options, contact Fleet Engineers for special part number and price**



- Universal Drop In (UDI) Doors and Complete-UDI Doors are shipped with hardware loose on both sides. Complete Replacement Doors and Replacement Doors have all hardware attached; please specify when ordering

### **Specifications For UDI (Universal Drop In) Doors**

part no.	weight (lbs.)	popularity code	width (in.)	height (in.)
029-08090	190.00	B	90.00	90.00
029-08100	204.00	B	90.00	100.00
029-08105	210.00	B	90.00	105.00
029-08112	220.00	B	90.00	112.00
029-98290	204.00	B	98.00	90.00
029-98200	219.00	B	98.00	100.00
029-98205	227.00	B	98.00	105.00
029-98207	230.00	B	98.00	107.00
029-98212	238.00	B	98.00	112.00

### **Specifications For Complete-UDI (Universal Drop In) Doors (Includes Vertical and Horizontal Track and Operator Assembly)**

part no.	weight (lbs.)	popularity code	width (in.)	height (in.)
029C08090	269.00	B	90.00	90.00
029C08100	288.00	B	90.00	100.00
029C08105	299.00	B	90.00	105.00
029C08112	309.00	B	90.00	112.00
029C98290	283.00	B	98.00	90.00
029C98200	303.00	B	98.00	100.00
029C98205	316.00	B	98.00	105.00
029C98207	319.00	B	98.00	107.00
029C98212	327.00	B	98.00	112.00

**Date:** \_\_\_\_\_

**Sold To:** \_\_\_\_\_

**Ship To:** \_\_\_\_\_

**Contact:** \_\_\_\_\_

**Phone:** \_\_\_\_\_

**P.O. Number:** \_\_\_\_\_

**Qty.** \_\_\_\_\_

**Style:**  PolyTrak Roll-up Door  Tough Trak Roll-up Door  
 T-Style Wood Door  W-Style Wood Door - Premium Version

**Dimensions for Width**

A = opening width \_\_\_\_\_ Please fill in all dimensions.  
B = track mounting width \_\_\_\_\_ If you have special conditions,  
C = side room \_\_\_\_\_ please indicate above or attach  
D = over the door \_\_\_\_\_ an additional sketch for engineer  
          **D = A + 2.00"** for PolyTrak OR review.  
          **D = A + 2.25"** for all other doors \_\_\_\_\_

**Dimensions for Height**

**Overall Door Size (required):**

E = opening height \_\_\_\_\_  
F = header to roof bow (5.50" min.) \_\_\_\_\_ Wide x \_\_\_\_\_ High  
G = doorjam to floor (3.00" min.) \_\_\_\_\_ (Available in .25" increments only)  
H = over the door height (E - .50") \_\_\_\_\_

**Door Options for all Doors - Fully Assembled Replacement Door**

- Replacement Door (Door only, fully assembled and manufactured to exact size)
- Complete Replacement Door (Fully assembled door, manufactured to exact size, with all tracking and operator assembly. Side seals included on Polytrak.)

**Additional UDI Door Options for Wood Doors Only**

- W-Style Universal Drop In Door: (Door only, hinges shipped loose on both sides)
- T-Style Universal Drop In Door: (Door only, hinges shipped loose on one side)
- W-Style Complete Door-UDI Format: (Hinges shipped loose on both sides with all tracking and operator assembly)
- T-Style Complete Door-UDI Format: (Hinges shipped loose on one side with all tracking and operator assembly)

**Options for PolyTrak Doors Only**

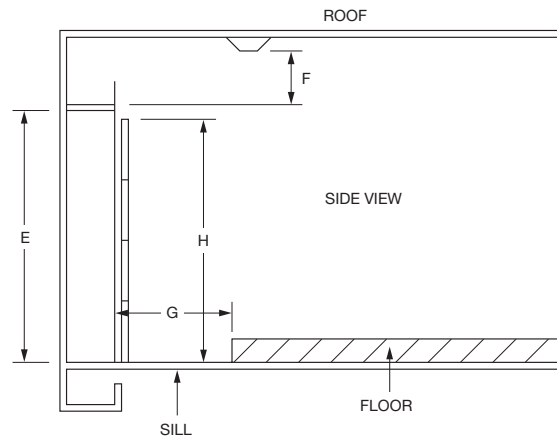
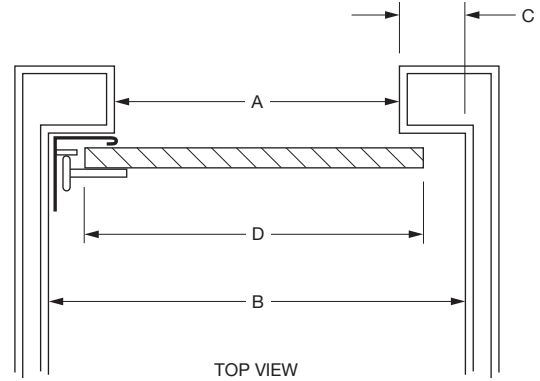
- 2" Width Conversion Kit with 7" header  Side Seals (included if replacement door)
- 2" Width Conversion Kit with 9" header
- White  Gray  Yellow  Red

**Options for Wood Doors Only**

- Painted white (the outside side of door only)
- 2" Width Conversion Kit with 7" header
- 2" Width Conversion Kit with 9" header
- Side Seals - Type \_\_\_\_\_
- Heavy Duty package: T-style doors only (heavy duty bottom fixtures and heavy duty bottom seal)
- Anti-corrosion package: T-style replacement doors only (stainless steel door rivets and E-coat hinges)
- Anti-corrosion package: W-style replacement doors only (stainless steel door rivets and E-coat hinges)

**Panels**

Unless otherwise specified, Fleet Engineers will determine panel configuration based on size of door.



**NOTICE: Custom doors (non-catalog) are non-returnable and order cannot be cancelled!**

Authorized Signature

\_\_\_\_\_ Must be signed before order can be processed

## **FT** Glossary of Terms

**Universal Drop-In Door** - Intended to be trimmed to fit. Some components are shipped loose to allow for easy cut down. Components include: right side (curbside) hinges, top fixture bracket, cable anchor bracket, and lock. Operator and tracks are not included.

**Replacement Door** - A fully assembled door with all hinges, hardware and lock attached. This door is made and assembled to the customer's exact size specifications where the customer does not intend to alter the size. Operator and tracks not included.

**Complete Door** - A fully assembled door the same as a replacement door with the addition of an operator kit which includes right-hand and left-hand vertical track and angle assemblies, right-hand and left-hand horizontal tracks and an operator assembly.

**Right Hand Side** - This is the curbside of a trailer or door assembly.

**Left Hand Side** - This is the roadside of a trailer or door assembly.

**Medium Density Plywood** - A 3/4" thick, 7-ply, top grade exterior plywood.

## **FT** General Information for Roll-up Doors

### Track

- 8" radius 2" track standard on all W-style, PolyTrak, and ToughTrak doors
- 6" radius 1" track standard on all T-style doors
- 107" long horizontal track is used on doors up to 96" high
- 120" long horizontal track is used on doors over 96" high unless specifically requested by the customer

### Operators and Components

- T-Style operators are stocked in 89.50" and 96.00" lengths. On complete doors the shaft is cut the same length as the width of the door. The standard operator spring is 60.00" long. A 48.00" spring is used when the height of the door is less than 78.00". A 36.00" spring is used when the height of the door is less than 50.00".
- W-Style operators (used on all W-style wood doors, PolyTrak, and ToughTrak) are a dual spring operator assembly. Single spring operators are available if specified by the customer. Operator shafts are stocked in 87.00", 93.00" and 96.00" lengths and come with flattened emboss in center and two cotter pin holes at one end. A 33.00" dual spring operator is used for doors 85.00" to 90.00" in height and 35.00" dual springs are used for doors 91.00" to 114.00" in height.
- Cable used on all doors is a 1/8" 7x19 stainless steel. The length of the cable is determined by the height of the door. The cable length must be no less than 10.00" more than the door height.
- Dual spring gable drums will hold up to 130" cable.

### Paint

- All wood door panels (T-style and W-Style) come painted with grey primer as standard.
- High gloss white top coat is available upon request at an additional cost on all wood doors. Door panel and top coat finishes are applied to the outside only.
- Painting is not recommended on PolyTrak doors.
- ToughTrak panels are paintable, but are only offered in white enamel finish.

### Panels

- Standard T-Style panel heights are 11.00", 12.00", 13.00", 15.00" and 18.00". Special panel heights are available upon request. The most popular bottom panel is 15.00". The most popular intermediate panel is 15.00", followed by 11.00" or 12.00".
- Standard W-Style panel heights are 11.50" and 15.50". Special panel heights are available upon request.
- Standard ToughTrak panel heights are 12.00" and 15.00". Special panel heights available upon request.
- Standard PolyTrak panel heights 12.00" and 15.00".
- Unless otherwise specified, doors are assembled with smaller panels at the top and larger panels at the bottom to make the door easier to open.
- Listed are common door heights and standard panel size combinations.

### PolyTrak Door Height & Panel Size

Door Height	Bottom Panel	Intermediate Panels	Top Panel
75"	15.00"	(4) 12.00"	12.00"
80"	15.00"	(1) 15.00" (3) 12.00"	14.00"
85"	15.00"	(4) 15.00"	10.00"
90"	15.00"	(5) 15.00"	15.00"
95"	15.00"	(3) 15.00" (2) 12.00"	11.00"
96"	15.00"	(3) 15.00" (2) 12.00"	12.00"
100"	15.00"	(4) 15.00" (1) 12.00"	13.00"
105"	15.00"	(2) 15.00" (4) 12.00"	12.00"
110"	15.00"	(4) 15.00" (2) 12.00"	11.00"
114"	15.00"	(5) 15.00" (1) 12.00"	12.00"

### ToughTrak Door Height & Panel Size

75"	15.00"	(4) 12.00"	12.00"
80"	15.00"	(2) 15.00" (2) 12.00"	11.00"
85"	15.00"	(3) 15.00" (1) 13.00"	12.00"
90"	15.00"	(4) 15.00"	15.00"
95"	15.00"	(2) 15.00" (3) 12.00"	14.00"
96"	15.00"	(3) 15.00" (2) 12.00"	12.00"
100"	15.00"	(5) 15.00"	10.00"
105"	15.00"	(5) 15.00"	15.00"
110"	15.00"	(3) 15.00" (3) 12.00"	14.00"
114"	15.00"	(4) 15.00" (2) 12.00"	15.00"

### T-Style Door Height & Panel Size

75"	15.00"	(4) 12"	12.00"
80"	15.00"	(2) 15"	(2) 12.00" 11.00"
85"	15.00"	(3) 15"	(1) 13.00" 12.00"
90"	15.00"	(4) 15"	15.00"
95"	15.00"	(2) 15"	(3) 12.00" 14.00"
96"	15.00"	(3) 15"	(2) 12.00" 12.00"
100"	15.00"	(5) 15"	10.00"
105"	15.00"	(5) 15"	15.00"
110"	15.00"	(3) 15"	(3) 12.00" 14.00"
114"	15.00"	(4) 15"	(2) 12.00" 15.00"

### W-Style Door Height & Panel Size

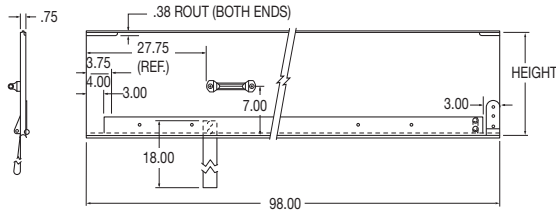
75"	15.50"	(3) 15.50"	13.00"
80"	15.50"	(2) 15.50"	(2) 11.50" 10.50"
85"	15.50"	(3) 15.50"	(1) 11.50" 11.50"
90"	15.50"	(4) 15.50"	12.50"
95"	15.50"	(3) 15.50"	(2) 11.50" 10.00"
96"	15.50"	(3) 15.50"	(2) 11.50" 11.00"
100"	15.50"	(4) 15.50"	(1) 11.50" 11.00"
105"	15.50"	(5) 15.50"	12.00"
110"	15.50"	(3) 15.50"	(3) 11.50" 13.50"
114"	15.50"	(4) 15.50"	(2) 11.50" 13.50"

## 98" T-Style Bottom Panels

### Features

- These panels are cut to an extra wide width to fit wider vehicle applications.
- Interlocking tongue and groove design for weather-tight joint and proper panel alignment.
- T-style panels are routed and shipped without holes unless specified
- .75" thick, 7 ply, exterior grade, medium density plywood
- Primer finish
- High gloss white finish coat available upon request (when ordering, substitute letter **CW** in place of dash - example: 026CW14221)
- Panel width may vary from 97.00" to 98.00"

### Dimension Diagram



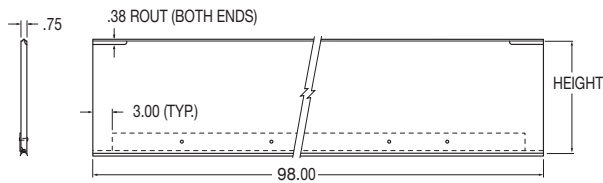
### Bottom Panels with Hardware

T-style part no.	weight (lbs.)	popularity code	height x width (in.)
026-14221	26.78	B	11.00 x 98.00
026-14222	27.82	B	12.00 x 98.00
026-14223	29.86	B	13.00 x 98.00
026-14225	31.96	B	15.00 x 98.00
026-142255	32.00	B	15.50 x 98.00

T-style panels include 18.00" pull strap assembly, two bottom fixtures, standard lift handle, two cable anchor brackets, seal, and retainer (curbside hardware shipped loose)

### 98" T-Style Bottom Panels with Seal and Retainer Only

### Dimension Diagram



T-style part no.	weight (lbs.)	popularity code	height x width (in.)
026-14321	24.90	B	11.00 x 98.00
026-14322	25.94	B	12.00 x 98.00
026-14323	27.99	B	13.00 x 98.00
026-14325	30.08	B	15.00 x 98.00
026-143255	30.58	B	15.50 x 98.00

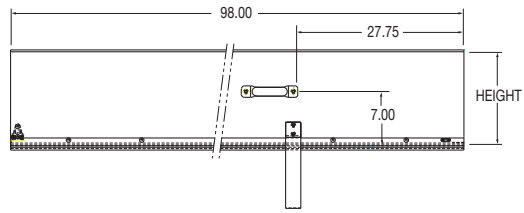
## **F** 98" W-Style Bottom Panels

### Features

- These panels are cut to an extra wide width to fit wider vehicle applications.
- Interlocking tongue and groove design for weather-tight joint and proper panel alignment.
- W-style panels have no routs and shipped without holes unless specified
- .75" thick, 7 ply, exterior grade, medium density plywood
- Primer finish
- High gloss white finish coat available upon request (when ordering, substitute letter **CW** in place of dash - example: 026CW14221)
- Panel width may vary from 97.00" to 98.00"



### Dimension Diagram



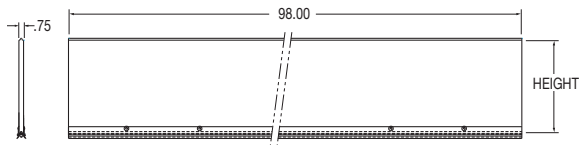
### Bottom Panels with Hardware

W-style part no.	weight (lbs.)	popularity code	height x width (in.)
026-94221	26.78	B	11.00 x 98.00
026-94222	27.82	B	12.00 x 98.00
026-94223	29.86	B	13.00 x 98.00
026-94225	31.96	B	15.00 x 98.00
026-942255	32.00	B	15.50 x 98.00

W-style PREMIUM VERSION panels include 18.00" pull strap assembly, two bottom roller shaft covers and stud plates, standard lift handle, two u-bolts, flexible PVC bottom seal and aluminum seal retainer (curbside hardware shipped loose)

### 98" W-Style Bottom Panels with Seal and Retainer Only

### Dimension Diagram



W-style** part no.	weight (lbs.)	popularity code	height x width (in.)
026-94321	24.90	B	11.00 x 98.00
026-94322	25.94	B	12.00 x 98.00
026-94323	27.99	B	13.00 x 98.00
026-94325	30.08	B	15.00 x 98.00
026-943255	30.58	B	15.50 x 98.00

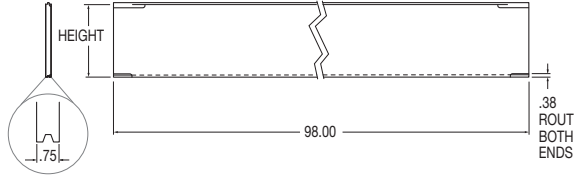


## **F** 98" Intermediate Panels

### Features

- These panels are cut to an extra wide width to fit wider vehicle applications.
- Interlocking tongue and groove design for weather-tight joint and proper panel alignment.
- .75" thick, 7 ply, exterior grade, medium density plywood
- Primer finish
- High gloss white finish coat available upon request (when ordering, substitute letter **CW** in place of dash - example: 026CW14221)
- Panel width may vary from 97.00" to 98.00"

### Dimension Diagram



T-style shown

### Intermediate Panels

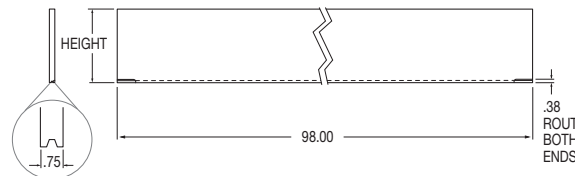
T-style part no.	W-style part no.	weight (lbs.)	popularity code	height x width (in.)
026-14521	026-94521	16.52	B	11.00 x 98.00
	026-945215	17.00	B	11.50 x 98.00
026-14522	026-94522	17.56	B	12.00 x 98.00
026-14523	026-94523	19.61	B	13.00 x 98.00
026-14525	026-94525	21.71	B	15.00 x 98.00
026-145255	026-945255	22.50	B	15.50 x 98.00

## **F** 98" Top Panels

### Features

- These panels are cut to an extra wide width to fit wider vehicle applications.
- Interlocking tongue and groove design for weather-tight joint and proper panel alignment.
- .75" thick, 7 ply, exterior grade, medium density plywood
- Primer finish
- High gloss white finish coat available upon request (when ordering, substitute letter **CW** in place of dash - example: 026CW14221)
- Panel width may vary from 97.00" to 98.00"

### Dimension Diagram



T-style shown

### Top Panels

T-style part no.	W-style part no.	weight (lbs.)	popularity code	height x width (in.)
026-14621	026-94621	16.52	B	11.00 x 98.00
026-14622	026-94622	17.56	B	12.00 x 98.00
026-14623	026-94623	19.61	B	13.00 x 98.00
026-14625	026-94625	21.71	B	15.00 x 98.00
026-146255	026-946255	22.50	B	15.50 x 98.00

## **F** NEW Aluminum Trailer Patches

### Features

- Adhesive back adheres to a wide variety of material, easily covering holes or other blemishes on trailers
- Forms a shock resistant, watertight seal
- Painted white
- Part numbers represent 24 pieces

### Specifications

part no.	weight (lbs.)	popularity code	size
982-00500-24	3.10	A	6" x 6"
982-00501-24	6.00	A	6" x 12"
982-00502-24	12.00	A	12" x 12"



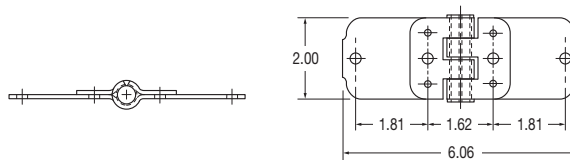


## **F** T-Style End Hinge

### Features

- Steel construction
- Zinc plated or E-coat finish
- "Four-knuckled" hinges promote smooth door operation

### Dimension Diagram



### Specifications

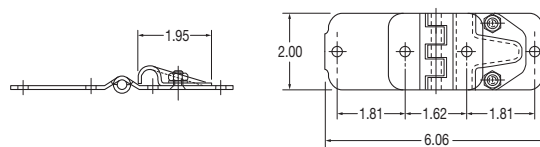
part no.	weight (lbs.)	popularity code	finish	cross reference
<b>025-10001</b>	.39	A	zinc	T #69035, T #59123, W #4007, 220000
<b>025E10001</b>	.39	B	E-coat	T #69035, T #59123, W #4007

## **F** T-Style End Hinge with Removable Cover

### Features

- Steel construction
- Black E-coat finish
- Removable cover allows roller change without complete hinge removal

### Dimension Diagram



### Specifications

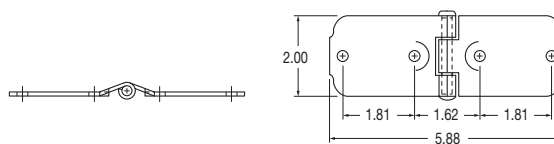
part no.	weight (lbs.)	popularity code	finish	cross reference
<b>025E10324</b>	.46	A	E-coat	T #70311
<b>025E10320</b>	.110	B	E-coat	

## **F** T-Style Center Hinge

### Features

- Steel construction
- Zinc plated or E-coat finish

### Dimension Diagram



### Specifications

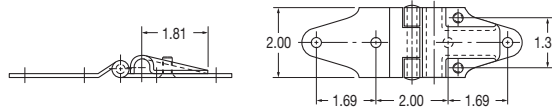
part no.	weight (lbs.)	popularity code	finish	cross reference
<b>025-10050</b>	.31	A	zinc	T #61196, T #59126, W #4012, 220100
<b>025E10050</b>	.31	B	E-coat	

## **F** W-Style End Hinge and Roller Cover

### Features

- Steel construction
- E-coat finish
- Removable cover allows roller change without hinge removal

### Dimension Diagram



### Specifications

part no.	weight (lbs.)	pop. code	description	finish	cross reference
992-01100	.01	A	1/4"-20 kep nut	zinc	W #10-1022-1, T #80352
025E10002	.48	B	hinge, roller cover & kep nuts	E-coat	W #1209, T #70162
025E10003	.14	C	cover only	E-coat	W #1208, T #70161
025E10004	.32	C	hinge only	E-coat	W #1207, T #70160
025-11112	.48	A	heavy-duty hinge, roller cover & kep nuts	E-coat/ powder coat	-
025-10009	.49	A	hinge, roller cover & kep nuts	s.s.	W #1209-1ASM
025-10286	.14	C	cover only	s.s.	W #1208-1
992-00701	.01	A	1/4"-20 kep nut	s.s.	W #10-1022-1, T #80352



**NOW WITH AN E-COAT FINISH FOR EXTRA DURABILITY!**


## **F** W-Style End Hinge With Removable Pin

### Features

- Hinge packaged set consists of two hinge halves and one knurled pin
- Easier to assemble two halves of a door or to replace panels
- Steel construction
- E-coat finish
- Pin packaged set consists of quantity of 50

### Specifications

part no.	weight (lbs.)	popularity code	description	finish
025E10005	.48	B	hinge packaged set	E-coat
025-60007	1.46	A	pin packaged set (qty. 50)	zinc

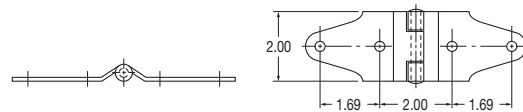


## **F** W-Style Center Hinge

### Features

- Steel construction
- E-coat, stainless steel or heavy-duty E-coat/powder coat finish

### Dimension Diagram



### Specifications

part no.	weight (lbs.)	popularity code	finish	cross reference
025E10051	.29	B	E-coat	W #15, T #70159
025-10052	.30	A	s.s.	W #15-1
025-11104	.29	A	heavy-duty E-coat/powder coat	-



## **F** W-Style Unassembled Center Hinge With Removable Pin

### Features

- Hinge packaged set consists of two hinge halves and one knurled pin
- Easier to assemble two halves of a door or to replace panels
- Steel construction
- Zinc plated or E-coat finish
- Pin packaged set consist of quantity of 50

### Specifications

part no.	weight (lbs.)	popularity code	description	finish
025E10071	.29	B	hinge packaged set	E-coat
025-60007	1.46	A	pin packaged set (qty. 50)	zinc




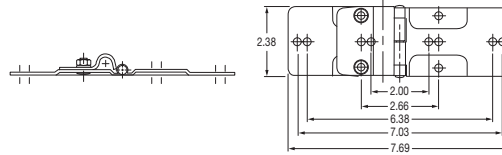


## Universal Flush Mount End Hinge

### Features

- Steel construction
- Zinc plated finish
- Eliminates routing of panels for easier installation
- Removable cover allows roller change without hinge removal

### Dimension Diagram



### Specifications

part no.	weight (lbs.)	popularity code	description	cross reference
025-10275	.64	A	hinge, roller cover & kep nuts	H-325716
025-10279	.16	C	cover only	H-425331
025-10278	.47	C	base only	
992-00001	.01	A	1/4" hex nut	
993-00721	.01	A	1/4" split lock washer	

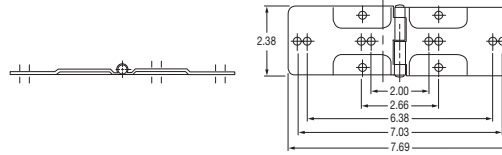


## Universal Flush Mount Center Hinge

### Features

- Steel construction
- Zinc plated finish
- Eliminates routing of panels for easier installation

### Dimension Diagram



### SpecificationsAAv

part no.	weight (lbs.)	popularity code	cross reference
025-10276	.46	A	H-325709

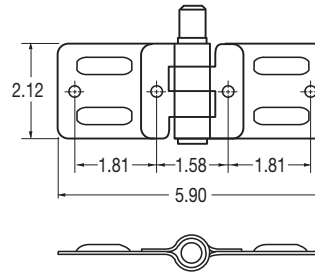


## Self-Centering End Hinge - Spring Loaded T-Style

### Features

- The composite bushing contains an internal compression spring which maintains a constant pressure on the roller and assists in centering and squaring the door during daily operation
- The spring loaded composite bushing minimizes racking of the door and also keeps the hinge movement working freely
- The self-centering hinge system acts as a mini shock absorber. The spring adjusts the roller to the movement of the vehicle and compensates for road conditions creating a smoother ride for the door and prolonging door system life
- Heavy-duty steel construction and durable composite bushing for long life
- Interchangeable with traditional T-style end hinges (hinge location may need adjustment depending on edge of door to track dimensions for proper spring movement. Consult the factory for specific application requirements)

### Dimension Diagram



U.S. Patent # 6,081,966  
CAN. Patent # 2,289,825

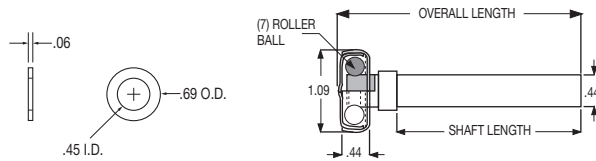
### Specifications

part no.	weight (lbs.)	popularity code	finish
025-10011	.44	A	zinc

## T-Style 1.00" Door Roller

### Features

- Steel construction
- Zinc plated finish
- Hardened shaft and raceways
- Seven roller ball design
- Washers used as spacers to keep door alignment square with track



### Dimension Diagram



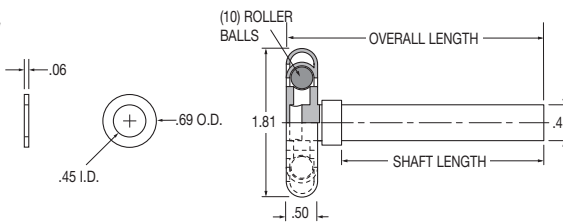
### Specifications

part no.	weight (lbs.)	pop. code	description	overall length (in.)	shaft length	box qty.	cross reference
025-10100	.21	A	steel roller	3.25	2.50		T #61174, T #69162, W #4026, W #4027, 291000
025-10100-50	10.50	A	steel roller	3.25	2.50	50	T #61174, T #69162, W #4026, W #4027, 291000
025-10105	.25	B	roller w/longer shaft	4.09	3.25		
993-00240-100	.01	A	steel spacer washer			100	T #80020, W #6, 140100

## W-Style 2.00" Door Rollers

### Features

- Rollers available with steel or nylon construction
- Shaft available in zinc, stainless steel or unplated
- Hardened shaft and raceways
- Ten roller ball design
- Washers used as spacers to keep door alignment square with track
- Long stem roller has a staked collar design versus machined collar on others



### Dimension Diagram



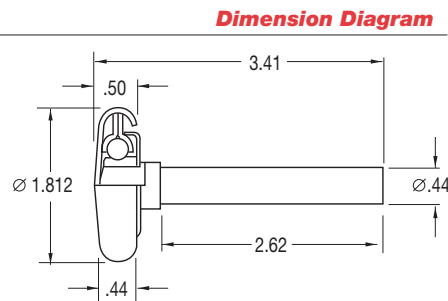
### Specifications

part no.	weight (lbs.)	pop. code	description	shaft finish	overall length	shaft length	box qty.	cross reference
025-10101	.27	A	nylon roller	zinc plated	3.75	3.00		W #3228, T #61424, T #70225
025-10101-50	12.75	A	nylon roller	zinc plated	3.75	3.00	50	W #3228, T #61424, T #70225
025-10106	.27	A	nylon roller	zinc plated	4.20	3.50		
025-90042	.35	A	nylon roller	zinc plated	8.70	8.00		
025-10102	.32	A	steel roller	zinc plated	3.75	3.00		W #2996, T #70224
025-10102-50	16.00	A	steel roller	zinc plated	3.75	3.00	50	W #2996, T #70224
025-10104	.27	A	nylon roller	stainless	4.20	3.50		
025-10113	.48	A	steel roller-long stem	unplated	7.50	6.50		
993-00240-100	.01	A	steel spacer washer		N/A	N/A	100	T #80020, 140100, W#6

## W-Style 2.00" Sealed Door Roller

### Features

- Steel construction
- Zinc plated finish
- Hardened shaft and raceways
- Ten roller ball design



### Dimension Diagram



### Specifications

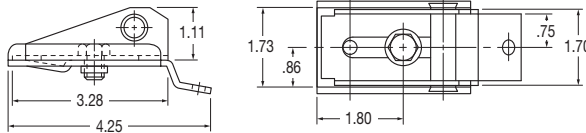
part no.	weight (lbs.)	pop. code	description	overall length (in.)	shaft length (in.)
025-10103	.31	A	steel roller	3.41	2.62

## FE T-Style Top Fixture Bracket Assembly

### Features

- Steel construction
- Zinc plated or black E-coat finish
- Heavy-duty design
- Hardware includes bolt and washer

### Dimension Diagram



### Specifications

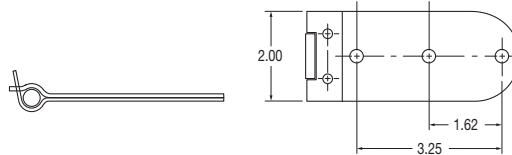
part no.	weight (lbs.)	pop. code	description	finish	cross reference
025-10200	.66	A	base, slide, & hardware assy.	zinc	T #69433, W #4039
025-10201	.44	C	base plate only	zinc	T #69432, W #4051, 210100
025-10202	.23	C	slide only	zinc	T #69431, W #4038, 210200
991-00126	.02	A	3/8" hex head bolt	zinc	T #89049, W #10-1073-2, 100100
993-00004	.01	A	3/8" washer	zinc	T #80302, T #2436, 100010
025E10200	.66	B	base, slide, & hardware assy.	E-coat	
025E10201	.44	C	base plate only	E-coat	
025E10202	.23	C	slide only	E-coat	

## FE T-Style Bottom Fixture

### Features

- Steel construction
- Zinc plated or black E-coat finish

### Dimension Diagram



### Specifications

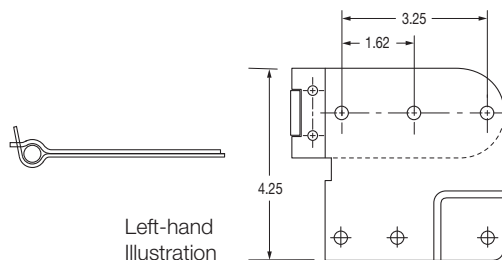
part no.	weight (lbs.)	popularity code	finish	cross reference
025-10250	.41	A	zinc	T #69249, T #61352, W #4003, 230000
025E10250	.41	B	E-coat	

## FE Heavy-Duty Bottom Fixtures

### Features

- Steel construction
- Zinc plated or E-coat finish
- Extra strength for heavy-duty use
- Adds extra support and strength to lower panel corners utilizing a wider support design and additional fasteners
- Optional on T-style doors

### Dimension Diagram



Right-hand shown (curbside)

### Specifications

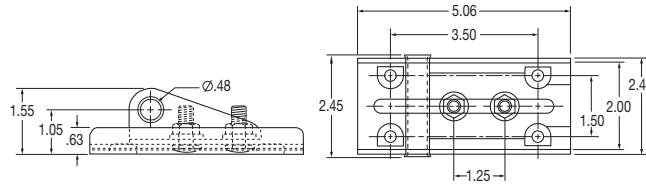
part no.	weight (lbs.)	pop. code	description	finish	cross reference
025-10260	.78	A	left (roadside)	zinc	T #69964-2, W #4115
025-10261	.78	A	right (curbside)	zinc	T #69964-1, W #4114
025E10260	.78	B	left (roadside)	E-coat	
025E10261	.78	B	right (curbside)	E-coat	

## **F** W-Style Top Closure Plate and Slide (New Style)

### Features

- Improved heavy-duty reinforced slide
- Steel construction
- Black E-coat, Black E-coat/Powder coat or stainless steel finish
- Adjusts top panel for firm seal
- Hardware includes bolt and flanged nut

### Dimension Diagram



### Specifications

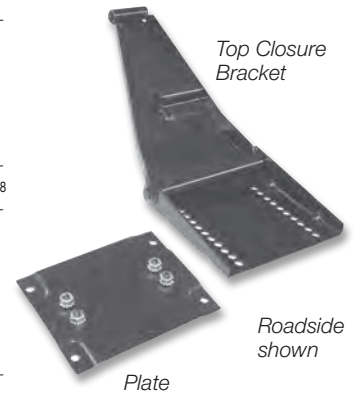
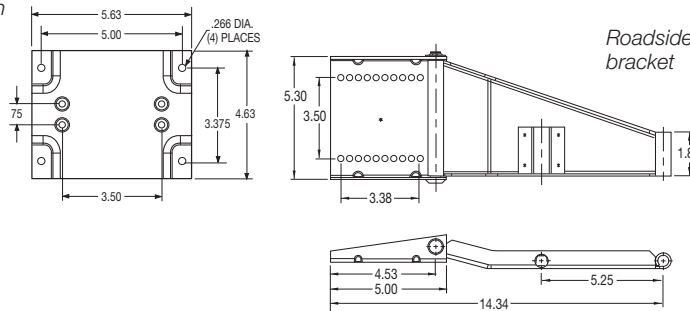
part no.	weight (lbs.)	pop. code	description	finish	cross reference
025E10220	.60	B	base plate, slide, & hardware asm.	E-coat	W #6944
025-10225	.75	A	base plate, slide, & hardware asm.	s.s.	W #6944-1
025-10305	.75	A	base plate, slide, & hardware asm.	E-coat/powder coat	W #6944
991-00609	.02	A	5/16" carriage bolt		W #2370
992-01101	.01	A	5/16" flanged lock nut		W #10-1063-1

## **F** W-Style Reefer Top Closure Brackets & Mounting Plates

### Features

- Black E-coat or stainless steel finish
- Steel construction
- Mounting plates come with kep nuts assembled to studs

### Dimension Diagram



### Specifications


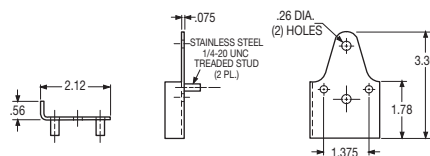
part no.	weight (lbs.)	pop. code	description	finish	cross reference
025-10230	2.90	A	top closure bracket-left (roadside)	E-coat	W #1336-2
025-10231	2.90	A	top closure bracket-right (curbside)	E-coat	W #1336-1
025-10240	2.90	A	top closure bracket-left (roadside)	stainless steel	W #1336-8
025-10241	2.90	A	top closure bracket-right (curbside)	stainless steel	W #1336-7
025E10232	.75	A	mounting plate	E-coat	1920
025-10233	.75	A	mounting plate	stainless steel	1920-1

## **F** W-Style Heavy-Duty Stud Plate (2 Studs)

### Features

- Stainless steel construction
- Use with 2-stud cover 025-10286
- Lip fits over panel edge, which gives added support

### Dimension Diagram



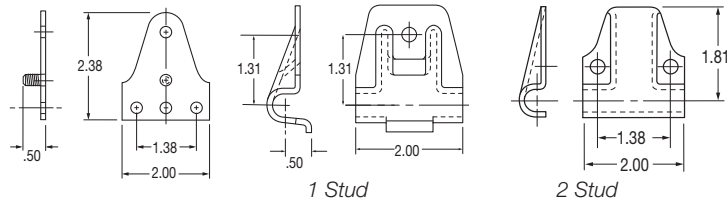
### Specifications

part no.	weight (lbs.)	pop. code	description
025-10288	.15	A	right (curbside)
025-10289	.15	A	left (roadside)

## **FE** W-Style Bottom Roller Shaft Cover and Stud Plate (1 Stud or 2 Stud)

### Features

- Steel construction
- E-coat or stainless steel finish
- Attaches to bottom panel for roller support



### Dimension Diagram



1 Stud

### Specifications for Bottom Roller Shaft Cover and Stud Plate (1 Stud)

part no.	weight (lbs.)	pop. code	description	finish	cross reference
992-01100	.01	A	1/4"-20 kee nut	zinc	W #10-1022-1
025E10270	.19	B	shaft cover	E-coat	W #1021
025E10271	.09	B	stud plate	E-coat	W #1370
025-10284	.19	A	shaft cover	s.s.	-
025-10285	.09	A	stud plate	s.s.	-
992-00701	.01	A	1/4"-20 kee nut	s.s.	W #10-1022-6



2 Stud

### Specifications for Bottom Roller Shaft Cover and Stud Plate (2 Stud)

part no.	weight (lbs.)	pop. code	description	finish	cross reference
992-01100	.01	A	1/4"-20 kee nut	zinc	W #10-1022-1
025E10003	.14	C	shaft cover	E-coat	W #1208, T #70161
025E10272	.09	B	stud plate	E-coat	W #2032
025-10286	.14	C	shaft cover	s.s.	W #1208-1
025-10287	.09	C	stud plate	s.s.	-
992-00701	.01	A	1/4"-20 kee nut	s.s.	W #10-1022-6



Assembly with Wear Plate

Wear Plate

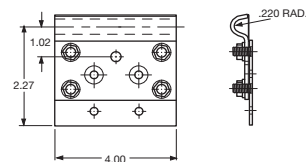
### Specifications for Bottom Roller Assembly with Stainless Steel Hardware

part no.	weight (lbs.)	pop. code	description	finish	cross reference
025E90041	.30	A	assembly	E-coat	1371A
025-90040	.001	A	wear plate	stainless steel	5726


## **FE** W-Style Reefer Bottom Roller Bracket Assembly

### Features

- Steel construction
- Black E-coat finish
- Stainless steel studs and nuts
- Consists of roller clamp, wear plate, stud plate, and 5/16" lock nuts



### Dimension Diagram



### Specifications

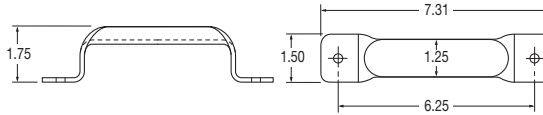
part no.	weight (lbs.)	pop. code	cross reference
025-60652	.88	A	5600

## Heavy-Duty Lift Handle

### Features

- Heavy-duty, wide grip design
- Zinc plated, powder coated, or black E-coat finish

### Dimension Diagram



### Specifications

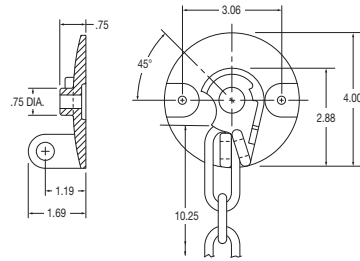
part no.	weight (lbs.)	pop. code	finish	cross reference
025-10311	.50	A	zinc	T #61401, W #1715, 250000
025-10330	.50	A	E-coat/powder coat	T #61401, W #1715, 250000
025E10311	.50	B	E-coat	

## Safety Chain Keeper Bulk Kit and Components

### Features

- Spring loaded cast steel
- Zinc plated finish
- Adds additional security to your door
- Bulk kit consists of safety chain and keeper

### Dimension Diagram



### Specifications

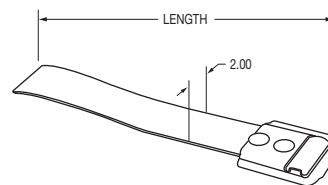
part no.	weight (lbs.)	popularity code	description	cross reference
025-10600	2.25	A	bulk kit	T #69020 and W #4132
025-10601	1.75	A	keeper only	T #61223 and W #4110
025-10602	.50	A	zinc chain only	T #61229 and W #4126

## Pull Strap Assemblies

### Features

- Durable **2.00" wide**, black nylon construction for added strength and durability
- Custom lengths available
- Assemblies available with either **025-10432** or **025E10432** H.D. pull strap retainer (following page)

### Dimension Diagram



### Specifications

part no.	weight (lbs.)	pop. code	description	retainer finish	cross reference
025-10402	.31	A	15.50" assembly	zinc	257000
025-10403	.38	A	29.50" assembly	zinc	
025-10420	.10	A	18" strap only		T #80844, W #4140
025-10421	.15	A	32" strap only		
025E10402	.31	B	15.50" assembly	E-coat	
025E10403	.38	B	29.50" assembly	E-coat	

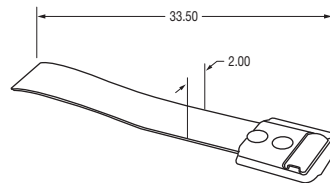


## **F** ToughTrak Pull Strap Assembly

### Features

- Durable **2.00" wide**, black nylon construction for added strength and durability
- Custom lengths available

### Dimension Diagram



### Specifications

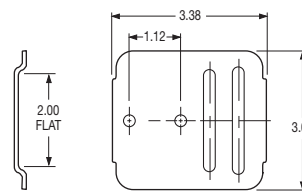
part no.	weight (lbs.)	pop. code	description	retainer finish	cross reference
<b>025-10334</b>	.38	A	33.50" assembly	E-coat/powdercoat	
<b>025-10335</b>	.31	A	33.50" assembly	zinc	

## **F** Heavy-Duty Pull Strap Retainer

### Features

- 3.00" x 3.00" construction
- Zinc plated, black E-coat or white finish
- Standard retainer used on all roll-up doors and bottom panels with pull straps

### Dimension Diagram



### Specifications

part no.	weight (lbs.)	popularity code	finish	cross reference
<b>025-10331</b>	.21	A	E-coat/powder coat	T #69832, W#4040
<b>025-10432</b>	.21	A	zinc	T #69832, W#4040
<b>025E10432</b>	.21	B	E-coat	

## **F** Nylon Belting (100 Yard Roll)

### Features

- 2.00" wide** black nylon construction for added strength and durability

### Specifications

part no.	weight (lbs.)	popularity code
<b>025-10430</b>	7.80	A

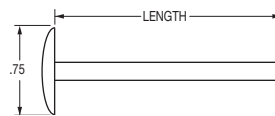


## **F** Rivets

### Features

- Zinc plated steel and stainless steel construction
- Round head design

### Dimension Diagram



### Specifications

part no.	weight (lbs.)	pop. code	length (in.)	construction	box qty.	cross reference
<b>995-00111-400</b>	.02	A	1.00	zinc plated steel	400	T #89210-0032, W #80841T, 111000
<b>995-00112-400</b>	.02	A	1.12	zinc plated steel	400	T #89210-0036, W #80842T, 111250
<b>995-00113-400</b>	.02	A	1.25	zinc plated steel	400	T #89210-0040, 112500, 111250
<b>995-00114</b>	.02	A	1.00	stainless steel		T #89217-0032
<b>995-00115</b>	.02	A	1.12	stainless steel		T #89217-0036
<b>995-00116</b>	.02	A	1.25	stainless steel		T #89217-0040

## **F** Replacement Panel Hardware Package Set

### Features

- Packaged set consists of two 1" door rollers, two T-style end hinges, two T-style center hinges, and hardware (sixteen nuts, sixteen washers, and sixteen bolts)
- Zinc plated finish

### Specifications

part no.	weight (lbs.)	popularity code	description	
025-60006	2.25	A	replacement hardware package set	

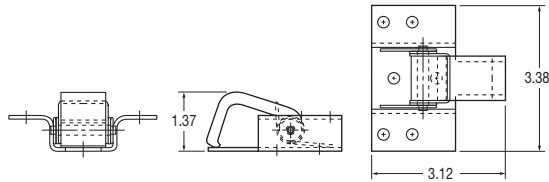


## **F** Shelf Latch Assembly

### Features


- Spring assisted to hold parcel delivery shelves in upright position
- Installs flush into sidewall ribs

### Dimension Diagram



### Specifications

part no.	weight (lbs.)	popularity code	description		construction
025-60200	.50	A	shelf latch assembly		galvanized steel
995-00401	.01	A	latch spring only		stainless steel
994-00500	.02	A	latch pin only		plain steel

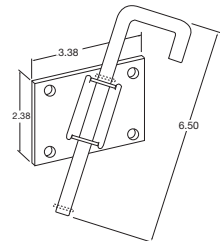


## **F** Gravity Feed Shelf Latch Assembly

### Features

- Gravity assisted to hold parcel delivery shelves in upright position
- Installs flush into sidewall ribs
- Zinc plated finish

### Dimension Diagram



### Specifications

part no.	weight (lbs.)	popularity code	description	
025-60206	.43	A		

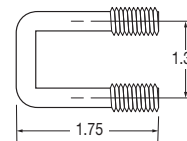


## **F** 1.75" U-Bolt

### Features

- Steel construction
- Zinc plated
- Attaches cables to W-style doors

### Dimension Diagram



### Specifications

part no.	weight (lbs.)	pop. code	description		finish	cross reference
991-00506-50	.06	A	u-bolt (pkg. of 50)		zinc plated	W #70-5
992-00005	.02	A	5/16" nut		zinc plated	W #10-1033-2, #80352-518



# Roll-Up Doors Made Easy

Wood Roll-up Doors

PolyTrak® Roll-up Doors

ToughTrak® Roll-up Doors

Hinges

Locks

Cable

Track

Operator Kits

Seals

Conversion Kits

Panels

Rollers

Handles

Your **COMPLETE** Roll-Up Door Manufacturer

See our product line on pages 10 - 55

# If Only Everything Was Made This Tough.



The ToughTrak® steel clad roll-up door ½” thick panels are made of a high density polyethylene (HDPE) core sandwiched between two .012 thick galvanized steel skins. Once the skin is bonded with the HDPE core, two coats of high performance primer are applied, followed by a baked on polyester finish.

Not only is ToughTrak® tough enough to stand up to impact without damage, they look good too. The coatings used do not attract dirt and will hold up against the hottest summer days and salted winter roads.



## **TOUGHTRAK**

**TOUGH DOWN TO THE CORE**

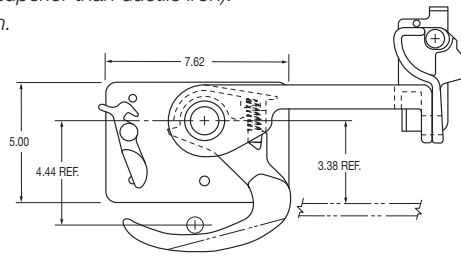
**See Pages 12 & 13**

## **F** T-Style Maximum Strength Steel Lock Assembly

### Features

- Superior strength, heavy-duty cast grade 30 steel (far more superior than ductile iron).
- Pins are mechanically fastened in place for optimum strength.  
No welds to fail or plating to burn off and rust
- Zinc plated or black E-coat enamel finish available
- Extra thick padlock provision designed for greater security
- Trapped handle cannot pull out to bypass keeper resulting in tamper-proof lock
- Spring assisted lock eliminates door bounce
- Stainless steel spring will not rust
- Can be used as a lift handle in open position
- Keeper accommodates padlocks and trailer seals
- See 991-00402 special rib neck carriage bolt

### Dimension Diagram



### Specifications

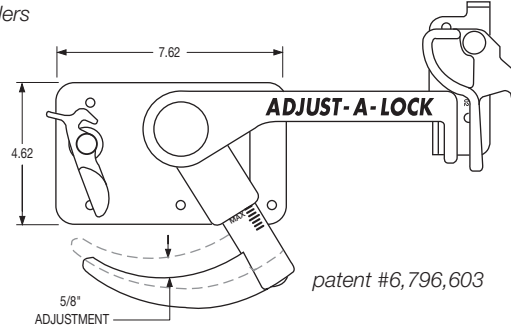
part no.	weight (lbs.)	pop. code	description	finish	cross reference
<b>025-10500</b>	9.68	A	MSS lock assembly bulk kit (both lock & keeper)	zinc	T #69570
<b>025-10501</b>	8.00	A	lock only	zinc	T #69571, 280000
<b>025-10502</b>	1.68	A	keeper only	zinc	T #69572, 280100
<b>025E10501</b>	8.00	B	lock only	black	-
<b>025E10502</b>	1.68	B	keeper only	black	-

## **F** Adjust-A-Lock™

### Features

- Lock adjusts as door seal and other components start to wear - eliminates the "bounce" that destroys both doors and trailers
- Eliminates the need to re-drill a bottom panel for lock adjustment
- High quality fasteners for superior strength and corrosion resistance
- Adjusts to anyone's feel, no more prying the lock open or kicking the lock closed
- Makes bottom panel replacement a breeze, especially on older doors and trailers
- Works on any T-style door application
- 5/8" of vertical adjustment
- Adjustable using standard hex style wrenches
- Zinc plated or black E-coat finish available

### Dimension Diagram



### Specifications

part no.	weight (lbs.)	popularity code	description	finish
<b>025-10525</b>	8.20	A	lock only	zinc
<b>025-10502</b>	1.68	A	keeper only	zinc
<b>025E10502</b>	1.68	B	keeper only	black

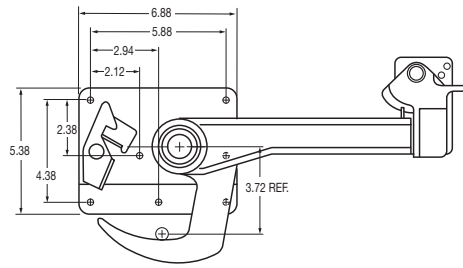
**ADJUST-A-LOCK**

## **F** W-Style Cam Lock Assembly and Handle Keeper

### Features

- Cam lock allows one hand operation and easily accommodates padlock or car seal
- Back plate is offset to clear bottom seal retainer
- Spring assisted handle eliminates door bounce
- Steel construction
- Can be used as a lift handle in open position
- Keeper accommodates padlocks and trailer seals
- Black E-coat or black E-coat with black powder coat finish available

### Dimension Diagram



### Specifications

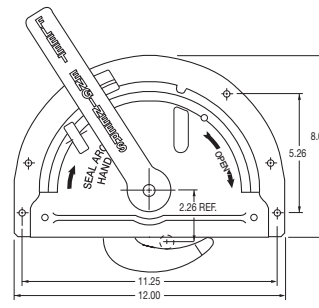
part no.	weight (lbs.)	pop. code	description	finish	cross reference
025-10577	6.30	A	cam lock handle	black E-coat	W #77
025-10578	1.70	A	handle keeper	black E-coat	W #2766

## **F** W-Style Cam Lock For ColdSaver or TempSaver

### Features

- Black E-coat finish
- Heavy duty grade 30 cast steel construction

### Dimension Diagram



### Specifications

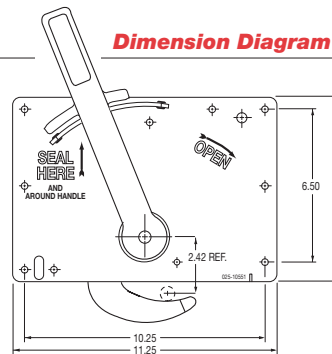
part no.	weight (lbs.)	popularity code	cross reference
025-10530	13.00	A	W #75-10

## **F** W-Style Recessed Cam Lock

### Features

- Black E-coat finish
- Heavy duty grade 30 cast steel construction

### Dimension Diagram



### Specifications

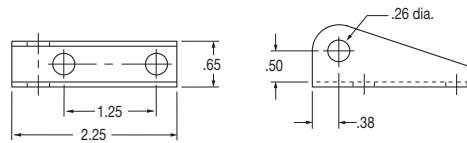
part no.	weight (lbs.)	pop. code	description	cross reference
025-10551	10.10	A	bulk kit lock assy. & back plate	W #70

## **FE** Cable Anchor Bracket

### Features

- Steel construction
- Zinc plated or black E-coat finish
- Allows proper rotation of cable head

### Dimension Diagram



### Specifications

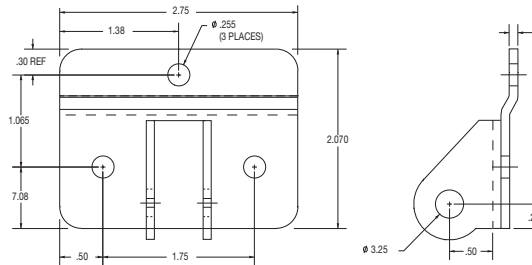
part no.	weight (lbs.)	pop. code	description	finish	cross reference
025-10300	.080	A	bracket	zinc	T #61204, W #4004, 240000
994-00002	.010	A	1/4" clevis pin	zinc	T #61026, W #10-1004-2, 240100
994-00105	.003	A	cotter pin	zinc	T #80401-316, W #10-1009-5, 120000
025E10300	.080	B	bracket	black	-

## **FE** W-Style Heavy-Duty Cable Anchor Bracket

### Features

- Steel construction
- Black E-coat finish
- Allows proper rotation of cable head

### Dimension Diagram



### Specifications

part no.	weight (lbs.)	pop. code	description	finish	cross reference
025-10301	.23	A	bracket	black	W #5803
994-00002	.010	A	1/4" clevis pin	zinc	T #61026, W #10-1004-2, 240100
994-00105	.003	A	cotter pin	zinc	T #80401-316, W #10-1009-5, 120000

## **FE** Miscellaneous Hardware

### Features

- Zinc plated finish
- These standard fasteners hold hardware items to panels
- Use the rib neck carriage bolt with the MSS lock and keeper assembly and hinge installations
- Rib neck carriage bolt allows tamper proof installation with a rivet look and eliminates the nut being installed externally for security

### Specifications

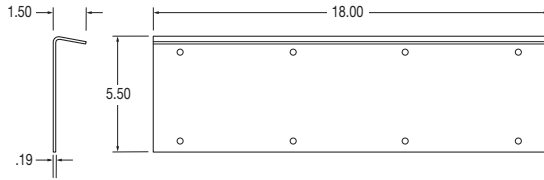
part no.	weight (lbs.)	pop. code	description	box qty	cross reference
993-00721	.003	A	1/4" lock washer		T #80322-225, W #10-1046-1, 120500
991-00085	.030	A	1/4" hex bolt 1.75"		T #80105-416
991-00632	.090	A	1/4" -20 x 4.50" step bolt (.75" head)		-
994-00106	.005	A	1/8"-2.5" cotter pin		-
992-00701	.010	A	1/4"-20 kep nut - stainless steel		W #10-1022-6
991-00400-100	.040	A	1/4" -20 x 1.25" step bolt (.75" head)	100	T #80015-1610, 120250
991-00401-100	.040	A	1/4" -20 x 1.50" step bolt (.75" head)	100	T #80015-1610
991-00402-100	.020	A	1/4"-20 x 1.25" rib neck carriage bolt (.56" head)	100	-
991-00506-50		A	1-3/4" long U-bolt	50	W #70-5
991-00630-50	.045	A	1/4" -20 x 3.00" step bolt (.75" head)	50	-
991-00631-50	.060	A	1/4" -20 x 3.50" step bolt (.75" head)	50	-
991-00700-100	.030	A	1/4" -20 x 1.75" elevator bolt (1.00" head)	100	-
992-00001-200	.010	A	1/4"-20 hex nut	200	T #80352-420, 120300
992-01100-200	.010	A	1/4"-20 kep nut - zinc	200	W #10-1022-1
993-00240-100		A	spacer washer	100	T #80020, W #6, 140100
995-00111-400		A	1" steel rivet	400	T #89210-0032, W #80841T, 111000
995-00112-400		A	1-1/8" steel rivet	400	T #89210-0036, W #80842T, 111250
995-00113-400		A	1-1/4" steel rivet	400	T #89210-0040, 112500, 111250



## F U Fork Lift Plate

### Features

- Steel construction
- Black E-coat finish
- Allows use of fork lift to open door from truck bay or when loads shift against door



### Dimension Diagram



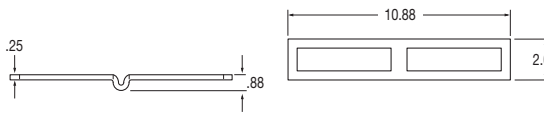
### Specifications

part no.	weight (lbs.)	popularity code	cross reference
025-60100	6.34	A	T #69131, W #1092

## F U T-Style Latch Plate

### Features

- Steel construction
- Zinc plated finish
- Contoured for proper lock engagement



### Dimension Diagram



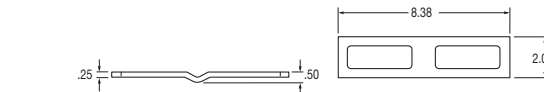
### Specifications

part no.	weight (lbs.)	popularity code	cross reference
025-60050	.81	A	T #70093, W #4021, 270700

## F U W-Style Latch Plate

### Features

- Steel construction
- Plain finish
- Contoured for proper lock engagement



### Dimension Diagram



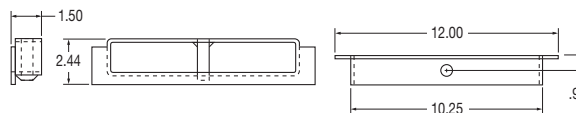
### Specifications

part no.	weight (lbs.)	popularity code	cross reference
025-60052	.61	A	W #2804

## F U Catch Box

### Features

- Heavy-duty steel construction
- Plain finish
- Used as an option in place of latch plate



### Dimension Diagram



### Specifications

part no.	weight (lbs.)	popularity code	cross reference
025-60000	2.25	A	T #69341, W #4024



## **F** Single Spring Operator Packaged Sets With 1.00" Tracks

### **E** Features

- Single spring with quick, easy counterbalance adjustment
- Includes 1.00" R.H. and L.H. vertical track, 1.00" R.H. and L.H. horizontal track and operator assembly
- Large die cast cable drums are grooved to prevent cables from binding or wearing prematurely
- Optional 52" horizontal track available upon request

### Specifications (J-Style)

part no.	weight (lbs.)	pop. code	vertical track length (in.)	horizontal track length (in.)	operator shaft length (in.)	fits door sizes
027-80090	79.00	B	96.50	107.00	96.00	72.00-90.00 high
027-80100	84.32	B	106.50	120.00	96.00	91.00-100.00 high
027-80114	89.00	B	120.00	120.00	96.00	101.00-114.00 high

### Specifications (Right Angle Style)

027-81090	74.22	B	96.50	107.00	96.00	72.00-90.00 high
027-81100	79.02	B	106.50	120.00	96.00	91.00-100.00 high
027-81114	83.04	B	120.00	120.00	96.00	101.00-114.00 high

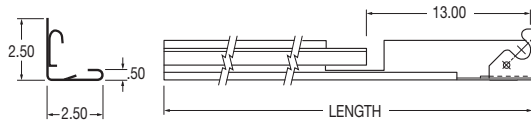


## **F** 1.00" Vertical Track and Angle Assembly (J Style) for Standard T-Style Doors

### **E** Features

- Galvanized steel 14 gauge construction
- Includes J-style channel mounting angle with track and operator bracket

### Dimension Diagram



### Specifications

part no.	weight (lbs.)	pop. code	description	length (in.)	fits door sizes	cross reference
028-00290	16.00	B	left (roadside)	96.50	72.00-90.00 high	T #49014-2, T #41034-2, W #4045
028-00190	16.00	B	right (curbside)	96.50	72.00-90.00 high	T #49014-1, T #41034-1, W #4046
028-00101	17.66	B	left (roadside)	106.50	91.00-100.00 high	T #49014-2, T #41034-2, W #4045
028-01101	17.66	B	right (curbside)	106.50	91.00-100.00 high	T #49014-1, T #41034-1, W #4046
028-00114	20.00	B	left (roadside)	120.00	101.00-114.00 high	T #49014-2, T #41034-2, W #4045
028-01114	20.00	B	right (curbside)	120.00	101.00-114.00 high	T #49014-1, T #41034-1, W #4046



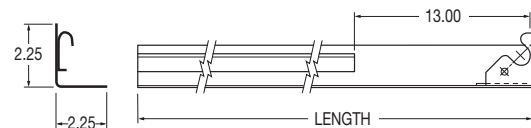
Roadside shown

## **F** 1.00" Vertical Track and Right Angle Assembly For Standard Style Doors

### **E** Features

- Galvanized steel 14 gauge construction
- Includes right angle frame, 1" track and operator bracket

### Dimension Diagram



### Specifications

part no.	weight (lbs.)	pop. code	description	length (in.)	fits door sizes
028-03090	14.21	B	right (curbside)	96.50	72.00-90.00 high
028-03190	14.21	B	left (roadside)	96.50	72.00-90.00 high
028-03101	15.68	B	right (curbside)	106.50	91.00-100.00 high
028-03201	15.68	B	left (roadside)	106.50	91.00-100.00 high
028-03114	17.68	B	right (curbside)	120.00	101.00-114.00 high
028-03214	17.68	B	left (roadside)	120.00	101.00-114.00 high



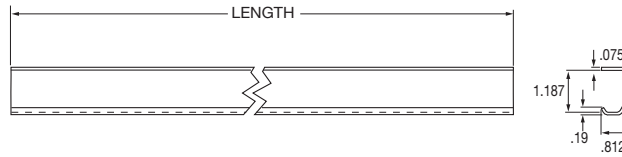
Curbside shown

## **F** 1.00" Vertical Track

### **F** Features

- Galvanized steel 14 gauge construction
- For use with 1.00" dia. rollers

### Dimension Diagram



### Specifications

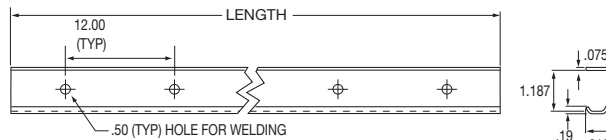
part no.	weight (lbs.)	popularity code	length (in.)
028-30012	5.14	B	93.50
028-30014	5.82	B	107.00

## **F** 1.00" Vertical Track with Holes

### **F** Features

- Galvanized steel 14 gauge construction
- Holes drilled to allow for faster plug weld installation to frame
- For use with 1.00" rollers

### Dimension Diagram



### Specifications

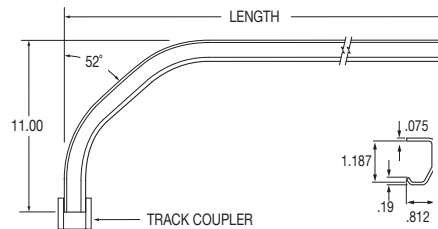
part no.	weight (lbs.)	popularity code	length (in.)
028-30015	5.14	B	93.50
028-30017	5.82	B	107.00

## **F** 52° Horizontal 1.00" Tracks for T-Style Standard Doors

### **F** Features

- Galvanized steel 14 gauge construction
- For use with in-header mounted operators, and allows greater door clearance when opening
- For use with 1.00" dia. rollers
- Track coupler used for proper alignment at track joints

### Dimension Diagram



### Specifications

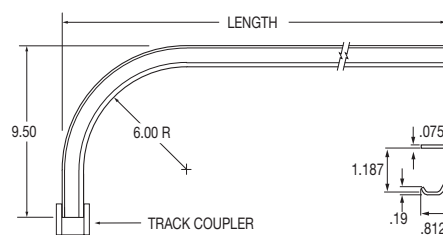
part no.	weight (lbs.)	pop. code	description	length (in.)	fits door sizes	cross reference
028-30050	7.00	B	right (curbside)	107.00	less than 96.00 high	T #49702-1, T #41043, W #4053
028-30051	7.00	B	left (roadside)	107.00	less than 96.00 high	T #49702-2, T #41042, W #4052
028-30060	8.00	B	right (curbside)	120.00	greater than 96.00 high	T #49702-1, T #41043, W #4053
028-30061	8.00	B	left (roadside)	120.00	greater than 96.00 high	T #49702-2, T #41042, W #4052

## **F** 6.00" Radius Horizontal 1.00" Tracks **E** for T-Style Standard Doors

### Features

- Galvanized steel 14 gauge construction
- 6.00" radius for smooth door operation
- For use with 1.00" dia. rollers
- Track coupler used for proper alignment at track joints

### Dimension Diagram



### Specifications

part no.	weight (lbs.)	popularity code	description	length (in.)	fits door sizes
028-30070	7.00	B	right (curbside)	107.00	less than 96.00 high
028-30071	7.00	B	left (roadside)	107.00	less than 96.00 high
028-30080	8.00	B	right (curbside)	120.00	greater than 96.00 high
028-30081	8.00	B	left (roadside)	120.00	greater than 96.00 high



## **F** Dual Spring Operator Packaged Sets With 2.00" Tracks

### Features

- Includes 2.00" R.H. and L.H. vertical track, 2.00" R.H. and L.H. horizontal track, operator assembly balancer brackets, cotter pins, and side seals

### Specifications

part no.	weight (lbs.)	pop. code	vert. track length (in.)	hori. track length (in.)	operator shaft length (in.)	spring length (in.)	fits door sizes
027-82096	82.00	B	96.50	107.00	93.00	33.00	72.00-90.00 high
027-82106	89.00	B	106.50	120.00	93.00	35.00	91.00-100.00 high
027-82114	94.00	B	120.00	120.00	93.00	33.00	101.00-114.00 high

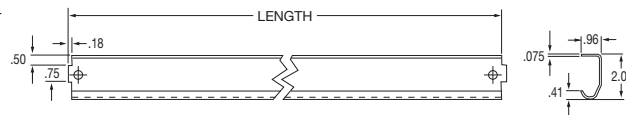


## **F** 2.00" Vertical Track

### Features

- Galvanized steel 14 gauge construction
- Tabbed at both ends for proper alignment at track joints and to allow universal fit for both left hand and right hand frame sides
- For use with 2.00" dia. steel or nylon rollers

### Dimension Diagram



### Specifications

part no.	weight (lbs.)	popularity code	length (in.)
028-32083	6.96	B	95.00
028-32084	7.94	B	108.00

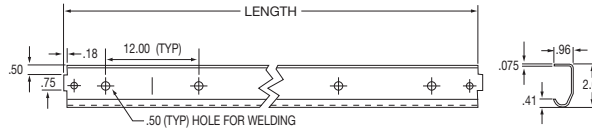


## F 2.00" Vertical Track with Holes

### Features

- Galvanized steel 14 gauge construction
- Tabbed at both ends for proper alignment at track joints and to allow universal fit for both left hand and right hand frame sides
- Holes drilled to allow for faster plug weld installation to frame
- For use with 2.00" dia. steel or nylon rollers

### Dimension Diagram



### Specifications

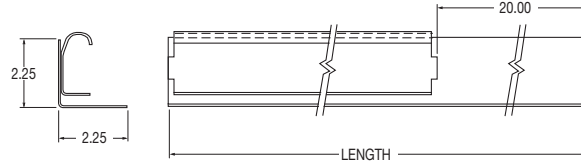
part no.	weight (lbs.)	popularity code	length (in.)
028-32085	6.96	B	95.00
028-32086	7.94	B	108.00

## F 2.00" Vertical Track and Right Angle Assembly for W-Style Doors

### Features

- Galvanized steel 14 gauge construction
- Includes right angle mounting track, vertical track, and operator bracket
- Tongue and groove for proper alignment at joints

### Dimension Diagram



### Specifications

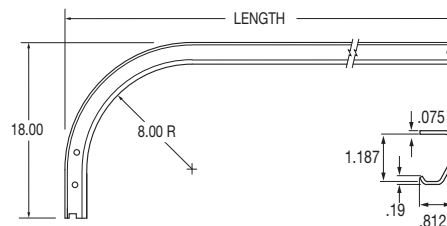
part no.	weight (lbs.)	pop. code	description	length (in.)	fits door sizes	cross reference
028-02090	16.38	B	left (roadside)	96.50	72.00-90.00 high	W #2275-2
028-02290	16.38	B	right (curbside)	96.50	72.00-90.00 high	W #2275-1
028-02101	18.24	B	left (roadside)	106.50	91.00-100.00 high	W #2275-2
028-02201	18.24	B	right (curbside)	106.50	91.00-100.00 high	W #2275-1
028-02114	20.84	B	left (roadside)	120.00	101.00-114.00 high	W #2275-2
028-02214	20.84	B	right (curbside)	120.00	101.00-114.00 high	W #2275-1

## F 8.00" Radius Horizontal 2.00" Tracks for W-Style Doors

### Features

- Galvanized steel 14 gauge construction
- Tongue and groove for proper alignment at joints
- 8.00" radius
- For use with 2.00" dia. steel or nylon rollers

### Dimension Diagram



### Specifications

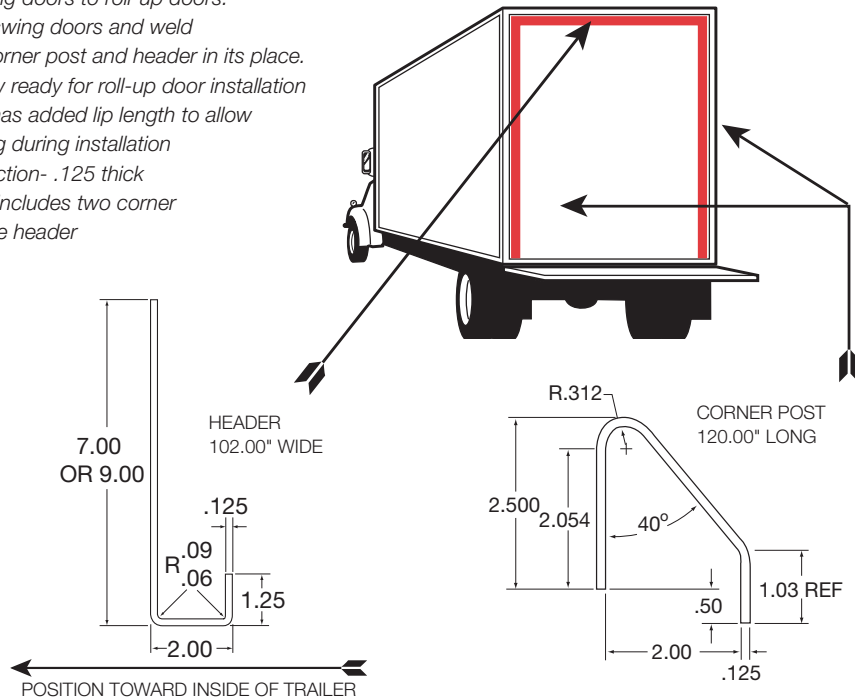
part no.	weight (lbs.)	pop. code	description	length (in.)	fits door sizes	cross reference
028-32071	7.60	B	left (roadside)	107.00	up to 96.00 high	W #11-3
028-32072	7.60	B	right (curbside)	107.00	up to 96.00 high	W #11-2
028-32081	9.00	B	left (roadside)	120.00	greater than 96.00 high	W #11-3
028-32082	9.00	B	right (curbside)	120.00	greater than 96.00 high	W #11-2

# REAR Frame Conversion Bulk Kits - 2" Width

## Features

- Converts swing doors to roll-up doors.  
Remove old swing doors and weld conversion corner post and header in its place.  
Vehicle is now ready for roll-up door installation
- Corner post has added lip length to allow easier welding during installation
- Steel construction- .125 thick
- Each bulk kit includes two corner posts and one header
- Plain finish

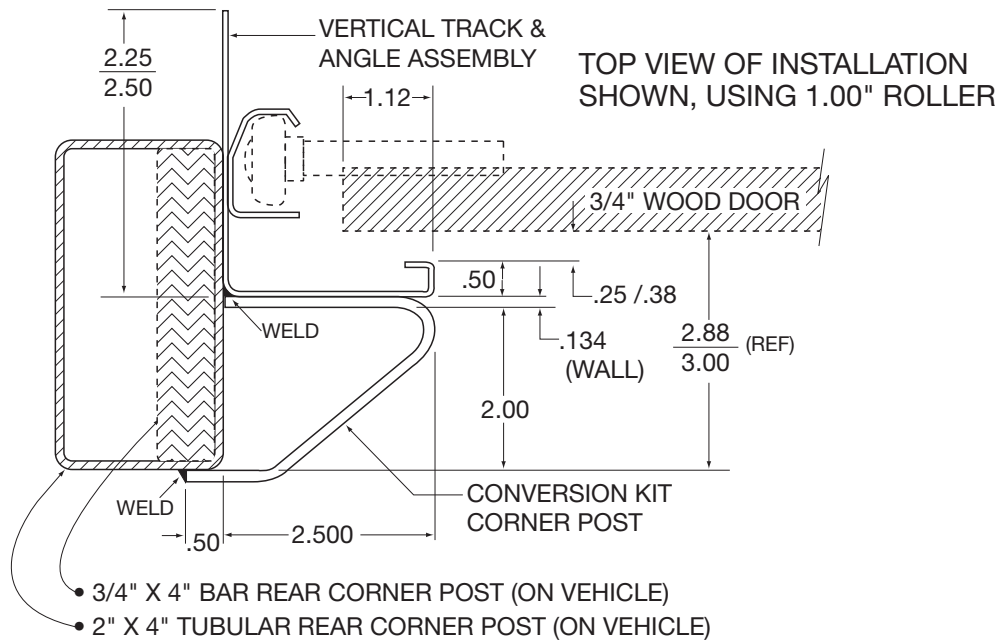
## Dimension Diagram



RUP Conversion Kits

## Specifications

part no.	weight (lbs.)	popularity code	description
025-60407	89.20	A	conversion bulk kit with 7" header - 2" wide
025-60409	96.40	A	conversion bulk kit with 9" header - 2" wide
025-60410	26.82	A	corner post only - 2" wide x 120" long
025-60411	35.54	A	7" header only - 2" wide x 102" long
025-60412	42.77	A	9" header only - 2" wide x 102" long

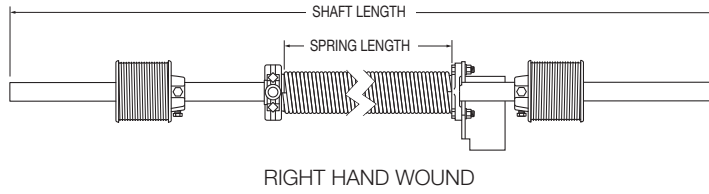


## T-Style Single Spring Operator Assemblies

### Features

- Single counterbalanced spring design available in 36.00", 48.00" and 60.00" spring lengths
- Quick and easy counterbalance spring adjustment with easy calibration to door size and weight for effortless operation
- Springs treated with rust preventative
- Heavy .243 dia spring wire
- Heavy-duty cast aluminum cable drums hold up to 130.00" of cable

### Dimension Diagram



### Specifications

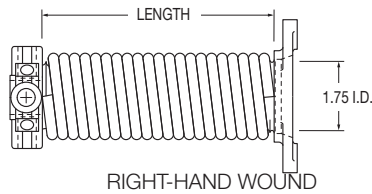
part no.	weight (lbs.)	pop. code	description	shaft length (in.)	spring length (in.)	cross ref.
027-24101	25.50	A	shaft, spring, drums, bearing, bracket, & plugs	89.50	36.00	-
027-24301	27.37	A	shaft, spring, drums, bearing, bracket, & plugs	89.50	48.00	-
027-24300	32.37	A	shaft, spring, drums, bearing, bracket, & plugs	89.50	60.00	-
027-24100	31.00	A	shaft, spring, drums, bearing, bracket, & plugs	96.00	36.00	-
027-24201	28.00	A	shaft, spring, drums, bearing, bracket, & plugs	96.00	48.00	-
027-24200	33.00	A	shaft, spring, drums, bearing, bracket, & plugs	96.00	60.00	T #59174
027-24202	33.50	A	shaft, spring, drums, bearing, bracket, & plugs	98.00	60.00	-

## T-Style Spring Assemblies

### Features

- .24" wire thickness
- 1.75" inner diameter
- Wire sized and wound for proper tension and long life
- Springs treated with rust preventative
- Includes bolt plug and winding plug wound onto spring for stronger design

### Dimension Diagram



### Specifications

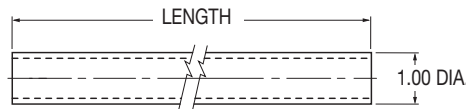
part no.	weight (lbs.)	popularity code	length (in.)	cross reference
027-20100	22.00	A	60.00	T #51042, W #2701
027-20101	16.50	A	48.00	-
027-20102	12.78	A	36.00	-

## T-Style Shafts

### Features

- Constructed of 1.00" o.d. heavy-duty steel tubing
- Plain finish

### Dimension Diagram



### Specifications

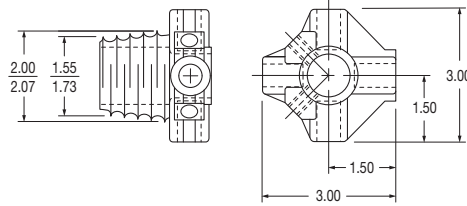
part no.	weight (lbs.)	popularity code	length (in.)	cross reference
027-20000	9.00	A	96.00	T #51037, T #59290, W #3100, 310000
027-20001	8.37	A	89.50	-

## **F** T-Style Winding Plug

### Features

- Cast aluminum or cast steel construction
- Provides easy method to adjust spring tension

### Dimension Diagram



Cast Aluminum Shown

### Specifications

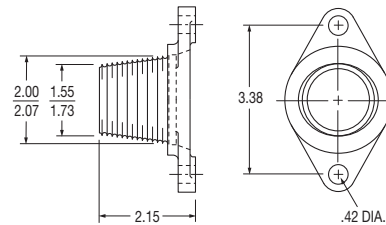
part no.	weight (lbs.)	pop. code	construction	cross reference
027-20200	.40	A	cast aluminum	T #59158, T #51041, W #4050, 340100
027-20207	1.13	A	cast steel	T #59158, T #51041, W #4050, 340100

## **F** T-Style Bolt Plug (Anchor Plug)

### Features

- Cast aluminum or cast steel construction

### Dimension Diagram



Cast Aluminum Shown

### Specifications

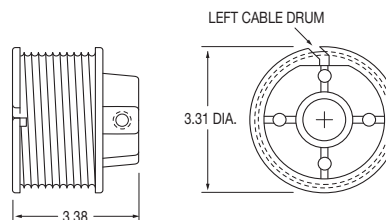
part no.	weight (lbs.)	pop. code	construction	cross reference
027-20201	.20	A	cast aluminum	T #51043, W #4025, 340000
027-20208	.51	A	cast steel	T #51043, W #4025, 340000

## **F** T-Style Cable Drums

### Features

- Cast aluminum construction
- Large die cast cable drums are grooved to prevent cables from binding or wearing prematurely
- Large die cast design
- Angle of cable slot determines left or right drum
- Holds up to 130" door cable

### Dimension Diagram



### Specifications

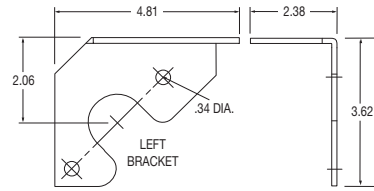
part no.	weight (lbs.)	pop. code	description	cross reference
027-20300	.90	A	left (roadside)	T #59033-2, T #59129-2, W #4014, 330000
027-20301	.90	A	right (curbside)	T #59033-1, T #59129-1, W #4013, 330100

## F T-Style Operator Brackets

### Features

- Steel construction
- Zinc plated finish

### Dimension Diagram



LEFT BRACKET SHOWN (ROADSIDE)

### Specifications

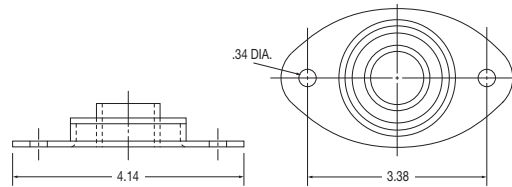
part no.	weight (lbs.)	popularity code	description	cross reference
027-20400	.66	A	left (roadside)	T #51036-2, W #4028, 360000
027-20401	.66	A	right (curbside)	T #51036-1, W #4029, 360100

## F Bearing and Bracket Plate Assembly

### Features

- Zinc plated finish
- 1.00" bearing with operator bracket flange
- Factory installation assures proper bearing alignment

### Dimension Diagram



### Specifications

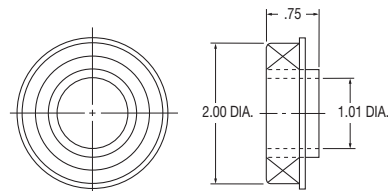
part no.	weight (lbs.)	pop. code	description	cross reference
027-20500	.41	A	bearing & bracket plate assy.	T #51038, W #4033, 320000

## F 1.00" Bearing

### Features

- Steel construction
- Zinc plated finish
- Long lasting ball bearing construction

### Dimension Diagram



### Specifications

part no.	weight (lbs.)	popularity code	cross reference
027-20530	.21	A	T #80701-2, W #10-1025-4

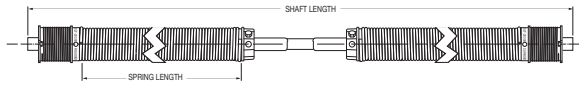


## **FT** W-Style Dual Spring Operator Assemblies

### Features

- Assemblies include shaft, L.H. and R.H. springs, winding cones, cable drums with bearings, and spring spacers
- Springs treated with rust preventative
- Roadside cable drum is color coded red

### Dimension Diagram



### Specifications

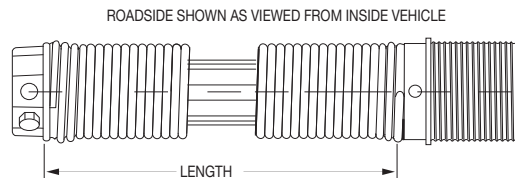
part no.	weight (lbs.)	pop. code	shaft length (in.)	spring length (in.)	wire dia (in.)	winding cone color code
027-24400	32.54	A	87.00	33.00	.182	green
027-24401	33.10	A	93.00	33.00	.182	green
027-24416	33.50	A	96.00	33.00	.182	green
027-24402	33.04	A	87.00	35.00	.187	white
027-24403	33.60	A	93.00	35.00	.187	white
027-24417	34.00	A	96.00	35.00	.187	white

## **FT** W-Style Spring Assemblies

### Features

- 1.188 inner diameter
- Springs treated with rust preventative
- Includes cable drum and bearing assembly, winding cone wound onto spring for stronger design, and internal spring spacer
- Roadside cable drum is color coded red

### Dimension Diagram



### Specifications

part no.	weight (lbs.)	pop. code	application	wire thickness (in.)	spring length (in.)	winding cone color code	cross reference
027-20112	11.25	A	curbside -R.H. wound	.182	33.00	green	-
027-20113	11.25	A	roadside -L.H. wound	.182	33.00	green	-
027-20114	11.50	A	curbside -R.H. wound	.187	35.00	white	2807
027-20115	11.50	A	roadside -L.H. wound	.187	35.00	white	2806

## **FT** W-Style Spring Spacer

### Features

- Extruded PVC construction with zinc plated thrust washer

### Dimension Diagram



### Specifications

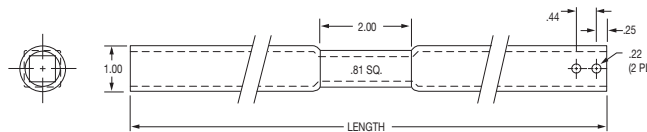
part no.	weight (lbs.)	pop. code	length	cross reference
027-20126	.78	A	33.00	2471
027-20127	.83	A	35.00	2471

## **FT** W-Style Dual Spring Shafts

### Features

- Constructed of 1.00" outside diameter heavy-duty steel tubing
- Holes drilled in one end only for cotter pins, with other end not drilled for flexibility

### Dimension Diagram



### Specifications

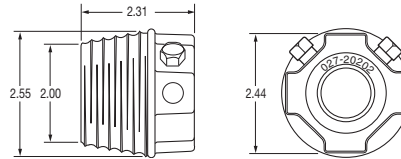
part no.	weight (lbs.)	pop. code	length (in.)	finish	cross reference
027-20003	8.18	A	87.00	plain	W #2528
027-20004	8.74	A	93.00	plain	W #2528
027-20010	9.02	A	96.00	plain	-

## W-Style Winding Cone - Dual Spring Operator

### Features

- Zinc die cast construction

### Dimension Diagram



### Specifications

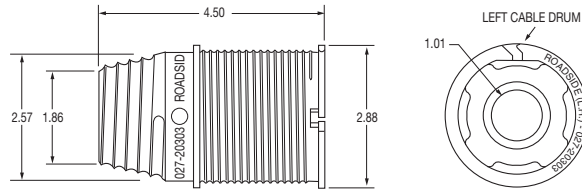
part no.	weight (lbs.)	pop. code	cross reference
027-20202	.94	A	W #2518

## W-Style Cable Drum and Bearing Assembly

### Features

- Black nylon material
- Includes bearing
- Cable drums are grooved to prevent cables from binding or wearing prematurely
- Angle of cable slot determines left or right drum

### Dimension Diagram



### Specifications

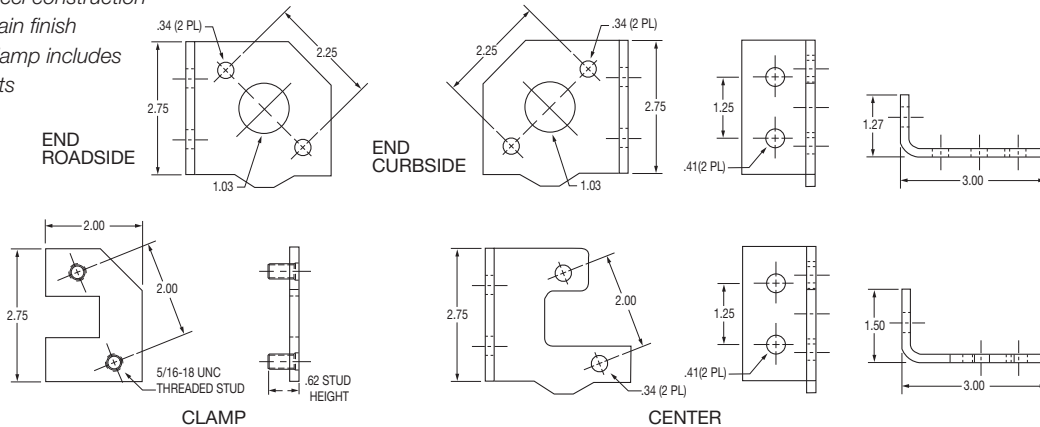
part no.	weight (lbs.)	pop. code	description	color code	cross reference
027-20303	.63	A	left (roadside)	red	2547
027-20304	.63	A	right (curbside)		2548

## W-Style Balancer Brackets

### Features

- Steel construction
- Plain finish
- Clamp includes nuts

### Dimension Diagram



### Specifications

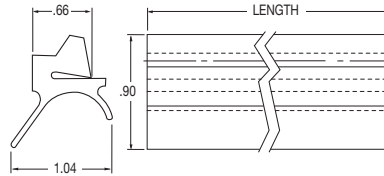
part no.	weight (lbs.)	pop. code	description	cross reference
027-20307	.49	A	balancer bracket - end roadside	W #2524
027-20308	.49	A	balancer bracket - end curbside	W #2523
027-20305	.41	A	balancer bracket - center	W #2525
027-20306	.22	A	balancer bracket - clamp	W #2526
993-00703	.011	A	5/16" split lock washer	-
992-00005	.004	A	5/16" hex nut	-

## **F** T-Style Standard Bottom Seals

### Features

- Extruded from long lasting rubber
- Prevents dirt and moisture from entering cargo bay

### Dimension Diagram



### Specifications

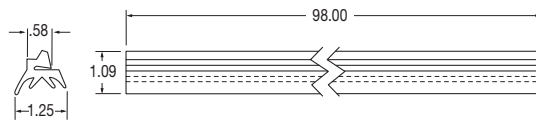
part no.	weight (lbs.)	popularity code	length (in.)	cross reference
026-40001	1.00	A	98.00	T #80840, W #3257, 610200

## **F** T-Style Heavy-Duty Bottom Seal

### Features

- Extruded from long lasting rubber
- Provides maximum protection from dirt and moisture entering into cargo area

### Dimension Diagram



### Specifications

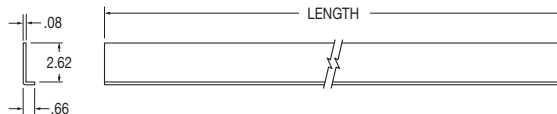
part no.	weight (lbs.)	popularity code	length (in.)	cross reference
026-40010	2.50	A	98.00	T #89204

## **F** T-Style Bottom Seal Retainer Angles

### Features

- Galvanized steel construction for extra strength and corrosion resistance
- Fits both standard and heavy-duty bottom seals
- **NEW** Pre-punched holes for added convenience

### Dimension Diagram



### Specifications

part no.	weight (lbs.)	popularity code	length (in.)	cross reference
026-40018	7.00	A	84.00	T #61191, W #4034, 260000
026-40019*	7.30	A	90.00	T #61191, W #4034, 260000
026-40007	7.50	A	96.00	T #61191, W #4034, 260000

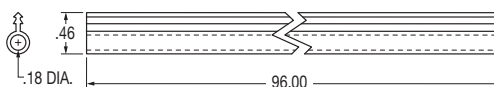
\*Part number 026-40019 replaces part number 026-40006

## **F** Horizontal Panel Seal

### Features

- Extruded from long lasting vinyl
- Weather-tight seal locks out dirt and moisture between panels for extra protection
- Snap lock-in design fits panels with deeper grooves

### Dimension Diagram



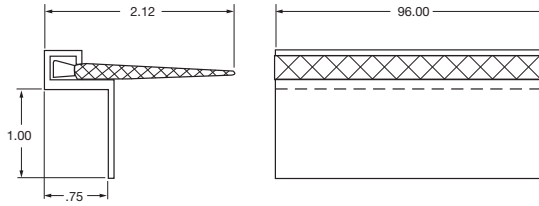
### Specifications

part no.	weight (lbs.)	popularity code	length (in.)
026-40100	.13	A	96.00

## **F** T-Style Standard Head Seal and Retainer

### **Features**

- Retainer extrusion is constructed of high quality aluminum
- Seal molded from long lasting rubber
- Renders easy replacement of top seal without damaging extrusion
- Seal protects cargo area from dirt and moisture
- Panel mounted seal reduces wear and lasts longer



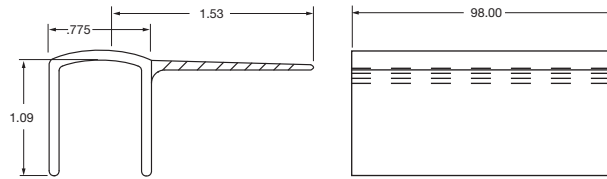
### **Specifications**

part no.	weight (lbs.)	popularity code	description	length (in.)	cross reference
026-40204	3.13	A	head seal assembly	96.00	T #70001, W #4032
026-40202	2.00	A	head seal retainer extrusion only	96.00	T #69790, 500000
026-40200	1.13	A	head seal only	96.00	T #69718, 630300

## **F** PolyTrak® Head Seal

### **Features**

- Seal molded from long lasting rubber
- Renders easy replacement of top seal
- Seal protects cargo area from dirt and moisture
- Panel mounted seal reduces wear and lasts longer



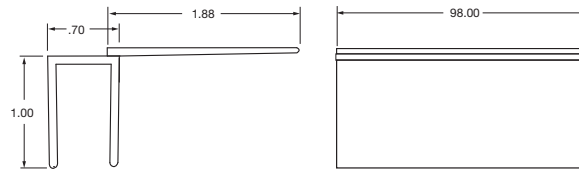
### **Specifications**

part no.	weight (lbs.)	popularity code	description	length (in.)	cross reference
026-40210	3.13	A	head seal assembly	96.00	T #70001, W #4032

## **F** ToughTrak® Head Seal

### **Features**

- Seal molded from long lasting rubber
- Renders easy replacement of top seal
- Seal protects cargo area from dirt and moisture
- Panel mounted seal reduces wear and lasts longer



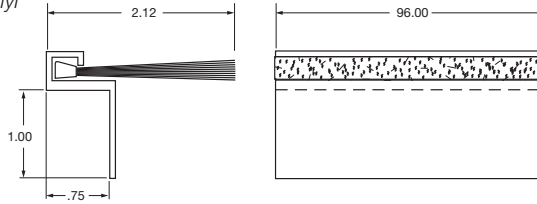
### **Specifications**

part no.	weight (lbs.)	pop. code	length (in.)	description	cross reference
025-40300	2.00	A	98.00	head seal assembly	-

## **F** Brush Head Seal and Retainer

### Features

- Nylon brush seals out dust better than rubber or vinyl
- Lasts longer and wears better because brush seal will not crack or dry out
- Top panel mounted for easy installation
- Retainer extrusion is constructed of high quality aluminum



### Dimension Diagram



### Specifications

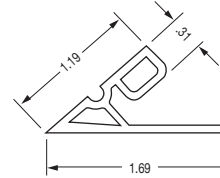
part no.	weight (lbs.)	pop. code	length (in.)	description	cross reference
026-40208	3.15	A	96.00	brush head seal assembly	-
026-40202	2.00	A	96.00	head seal retainer	T #69790, 500000
026-40206	1.15	A	96.00	brush seal only	-

## **F** T-Style Standard Side Seal

### Features

- Extruded from long lasting rubber
- Seal protects cargo area from dirt and moisture
- Used with standard J channel vertical angle with 1.00" track
- 116.00" length

### Dimension Diagram



### Specifications

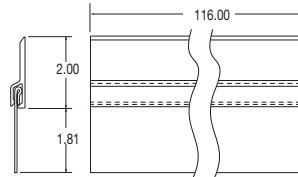
part no.	weight (lbs.)	popularity code	cross reference
026-40410	1.30	A	T #69840, W #4019, 620200

## **F** Side Seal Secondary

### Features

- Heavy-duty side seal assembly with replaceable rubber seal mounts externally to outside frame for easy installation.
- Seal molded from nylon reinforced long lasting rubber
- Retainer extrusion is constructed of high quality aluminum
- 116.00" length

### Dimension Diagram



### Specifications

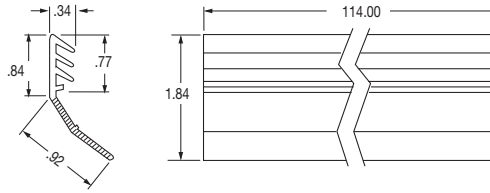
part no.	weight (lbs.)	popularity code	description	cross reference
026-40600	4.08	A	side seal assembly	T #70105
026-40602	3.10	A	side seal retainer extrusion only	
026-40601	.98	A	side seal only	

## **F** W-Style Dual Durometer Side Seal

### **Features**

- Allows for easy door operation
- Seal protects cargo area from dirt and moisture
- Will not bunch up as bottom panel goes around top curve
- Co-extruded using rigid PVC backing with flexible PVC seal against the door
- For use with right angle vertical track
- Fits only right angle vertical track assembly

### **Dimension Diagram**



### **Specifications**

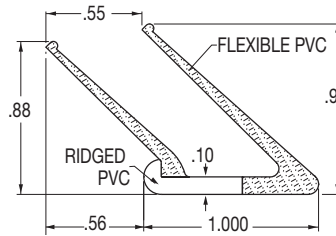
part no.	weight (lbs.)	popularity code	length (in.)
026-40400	1.66	A	114.00"

## **F** W-Style Reefer Side Seal

### **Features**

- Co-extruded using PVC backing with flexible PVC seal against the door

### **Dimension Diagram**



### **Specifications**

part no.	weight (lbs.)	popularity code	length (in.)	cross reference
026-40402	1.45	A	98.00"	W # 7470

## **F** W-Style Bottom Seal

### **Features**

- Flexible PVC material

### **Dimension Diagram**



### **Specifications**

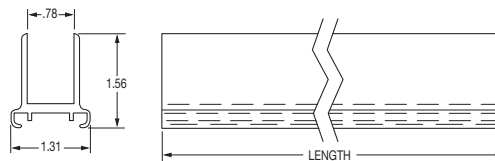
part no.	weight (lbs.)	pop. code	cross reference
026-40027	1.67	A	W #1676

## **F** W-Style U Channel Seal Retainer

### **Features**

- Aluminum extrusion construction

### **Dimension Diagram**



### **Specifications**

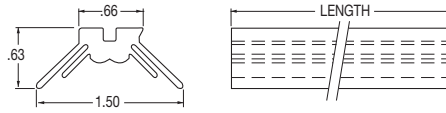
part no.	weight (lbs.)	pop. code	length	cross reference
026-40026	4.18	A	96.00"	W #1801
026-40029	4.21	A	98.00"	-

## **FE** W-Style Offset Bottom Seal

### Features

- Co-extruded using rigid PVC backing with flexible PVC seal
- To be used with the offset U channel retainer only, part number 026-40037 or 026-40039

### Dimension Diagram



### Specifications

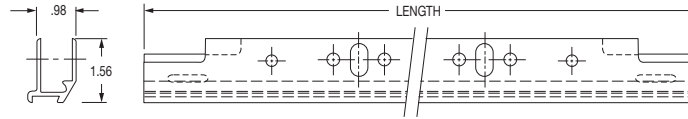
part no.	weight (lbs.)	pop. code	length (in.)	cross reference
026-40040	1.16	A	96.00	W #5735
026-40045	1.18	A	98.00	-

## **FE** W-Style Offset U Channel Seal Retainer

### Features

- Aluminum extrusion construction
- Retainer is offset to allow header clearance with seal when door is in open position.

### Dimension Diagram



### Specifications

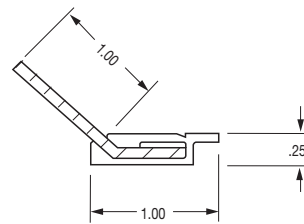
part no.	weight (lbs.)	pop. code	length (in.)	cross reference
026-40037	3.96	A	96.00	W #8280
026-40039	4.04	A	98.00	-

## **FE** Parcel Delivery Side Seal Assembly

### Features

- Extra protection against dirt and moisture entering into the cargo area
- Heavy-duty design
- 116.00" length
- Seal molded from nylon reinforced, long lasting rubber and crimped to aluminum extrusion channel

### Dimension Diagram



### Specifications

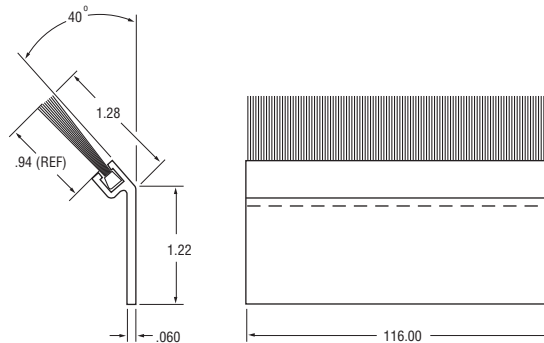
part no.	weight (lbs.)	popularity code	cross reference
026-40500	.90	A	T #69922

## **FE** Brush Side Seal and Retainer

### Features

- Nylon brush seals out dust and moisture better than rubber
- Lasts longer and wears better because brush seal will not crack or warp like rubber
- Mounts outside of door against frame post for easy installation
- Retainer extrusion is constructed of high quality aluminum
- 116.00" length

### Dimension Diagram



### Specifications

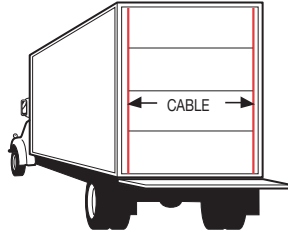
part no.	weight (lbs.)	popularity code	description
026-40702	1.84	A	brush side seal assembly

## **F** Roll-Up Door Cables - Package Sets

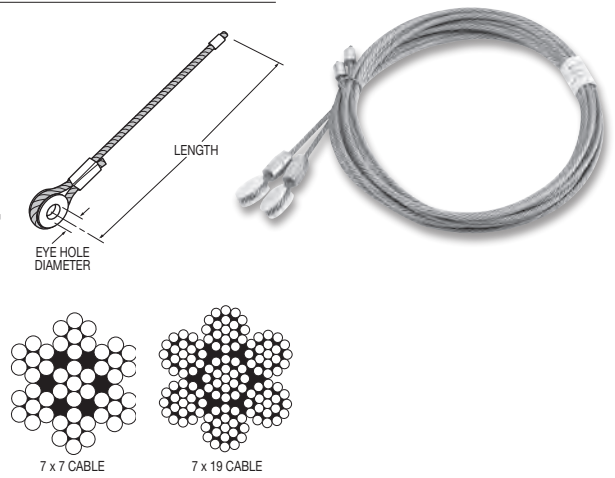
### Features

- Stainless steel or galvanized construction
- Package set part number represents **one pair** of cables in a plastic bag
- Three standard eye hole diameters: .27 (1/4"), .34 (5/16"), and .45 (7/16")
- .125" diameter, 7 x 7 or heavy-duty 7 x 19 aircraft cable construction
- Nylon eye ends are used on 1/4" and 7/16" eye cables which give superior strength and corrosion resistance
- Aluminum eye ends are used on 5/16" eye cables

### Installation Diagram



### Dimension Diagram



### Specifications for Standard Cables

part no.	weight (lbs.)	popularity code	cable length (in.)	cable eye	cable construction	cross reference
025-01064	.56	A	97.00	1/4	7 x 7 stainless	
025-01426	.56	A	97.00	1/4	7 x 19 stainless	W #4020-1
025-01065	.54	A	97.00	1/4	7 x 7 galvanized	
025-01428	.54	A	97.00	1/4	7 x 19 galvanized	
025-01036	.64	A	97.00	5/16	7 x 7 stainless	
025-01427	.64	A	97.00	5/16	7 x 19 stainless	W #1-7
025-01037	.62	A	97.00	5/16	7 x 7 galvanized	
025-01429	.62	A	97.00	5/16	7 x 19 galvanized	W #1-7
025-01081	.60	A	105.00	1/4	7 x 7 stainless	
025-01430	.60	A	105.00	1/4	7 x 19 stainless	W #4020-1
025-01076	.56	A	105.00	1/4	7 x 7 galvanized	
025-01432	.56	A	105.00	1/4	7 x 19 galvanized	
025-01066	.68	A	105.00	5/16	7 x 7 stainless	
025-01431	.68	A	105.00	5/16	7 x 19 stainless	
025-01067	.64	A	105.00	5/16	7 x 7 galvanized	
025-01433	.64	A	105.00	5/16	7 x 19 galvanized	
025-01028	.62	A	110.00	1/4	7 x 7 stainless	
025-01434	.62	A	110.00	1/4	7 x 19 stainless	W #4020-1
025-01029	.58	A	110.00	1/4	7 x 7 galvanized	
025-01436	.58	A	110.00	1/4	7 x 19 galvanized	T #51044
025-01098	.70	A	110.00	5/16	7 x 7 stainless	
025-01435	.70	A	110.00	5/16	7 x 19 stainless	W #1-8
025-01078	.66	A	110.00	5/16	7 x 7 galvanized	
025-01437	.66	A	110.00	5/16	7 x 19 galvanized	W #1-8
025-01030	.64	A	115.00	1/4	7 x 7 stainless	
025-01438	.64	A	115.00	1/4	7 x 19 stainless	T #59004, W #4020-1
025-01031	.60	A	115.00	1/4	7 x 7 galvanized	
025-01440	.60	A	115.00	1/4	7 x 19 galvanized	T #59004
025-01100	.72	A	115.00	5/16	7 x 7 stainless	
025-01439	.72	A	115.00	5/16	7 x 19 stainless	
025-01088	.68	A	115.00	5/16	7 x 7 galvanized	
025-01441	.68	A	115.00	5/16	7 x 19 galvanized	





### Specifications for Standard Cables Continued

part no.	weight (lbs.)	popularity code	cable length (in.)	cable eye	cable construction	cross reference
025-01119	.66	A	120.00	1/4	7 x 7 stainless	
025-01442	.66	A	120.00	1/4	7 x 19 stainless	T #59003, W #4020-1
025-01069	.62	A	120.00	1/4	7 x 7 galvanized	
025-01444	.62	A	120.00	1/4	7 x 19 galvanized	T #59003
025-01068	.74	A	120.00	5/16	7 x 7 stainless	
025-01443	.74	A	120.00	5/16	7 x 19 stainless	
025-01070	.70	A	120.00	5/16	7 x 7 galvanized	
025-01445	.70	A	120.00	5/16	7 x 19 galvanized	
025-01126	.70	A	125.00	1/4	7 x 7 stainless	
025-01446	.70	A	125.00	1/4	7 x 19 stainless	T #59003, W #4020-1
025-01074	.66	A	125.00	1/4	7 x 7 galvanized	
025-01448	.66	A	125.00	1/4	7 x 19 galvanized	T #59003
025-01038	.78	A	125.00	5/16	7 x 7 stainless	
025-01447	.78	A	125.00	5/16	7 x 19 stainless	W #1-1
025-01039	.74	A	125.00	5/16	7 x 7 galvanized	
025-01449	.74	A	125.00	5/16	7 x 19 galvanized	W #1-1
025-01034	.72	A	130.00	1/4	7 x 7 stainless	
025-01450	.72	A	130.00	1/4	7 x 19 stainless	T #59003
025-01035	.68	A	130.00	1/4	7 x 7 galvanized	
025-01452	.68	A	130.00	1/4	7 x 19 galvanized	T #59003
025-01102	.80	A	130.00	5/16	7 x 7 stainless	
025-01451	.80	A	130.00	5/16	7 x 19 stainless	W #1-4
025-01123	.76	A	130.00	5/16	7 x 7 galvanized	
025-01545	.76	A	130.00	5/16	7 x 19 galvanized	W #1-4

### Specifications for Miscellaneous Cables

part no.	weight (lbs.)	popularity code	cable length (in.)	cable eye	cable construction	cross reference
025-01052	.66	B	105.00	7/16	7 x 7 stainless	W #T112-1
025-01053	.66	B	105.00	7/16	7 x 7 galvanized	W #T112-1
025-01055	.70	B	110.00	7/16	7 x 7 galvanized	
025-01056	.72	B	115.00	7/16	7 x 7 stainless	W #T112-2
025-01057	.72	B	115.00	7/16	7 x 7 galvanized	W #T112-2
025-01058	.76	B	125.00	7/16	7 x 7 stainless	W #T112-3
025-01059	.75	B	125.00	7/16	7 x 7 galvanized	W #T112-3
025-01075	.80	B	130.00	7/16	7 x 7 galvanized	



### Beverage Body Roll-Up Door Cable - Package Set

#### Features

- Package set part number represents **one pair** of cables
- Zinc plated tear drop



### Specifications for Standard Cables

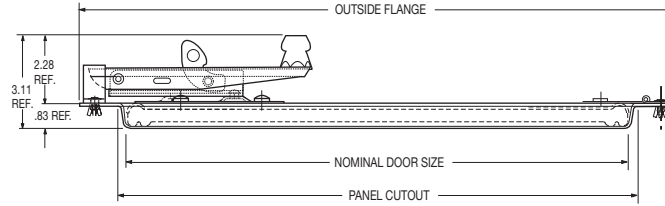
part no.	weight (lbs.)	popularity code	cable length (in.)	cable eye	cable construction
025-01575	.57	B	110.00	1/4	7 x 7 galvanized

## **F1 Dry Freight Vent Doors (17.00 x 11.38 Door Size)**

### Features

- Double seal foamed door
- Your choice of white epoxy powder coat, anodized aluminum, or stainless steel door face finishes
- One piece anodized aluminum frame for strength and easy installation
- Anti-intrusion screen for security and allows more air flow than others
- All stainless steel hardware
- Rubber hold back knob on latch (included) holds door securely in place when open
- Door embossed for added strength
- Available with holes in frame

### Dimension Diagram



### Specifications

part no.	weight (lbs.)	pop. code	nominal door size (in.)	door finish	anti-intrusion screen	outside flange (in.)	panel cutout (in.)	cross reference
024-02500	5.73	A	17.00 x 11.38	aluminum	yes	20.00 x 15.00	17.50 x 12.00	P1077, P1073
024-02501	5.73	A	17.00 x 11.38	white	yes	20.00 x 15.00	17.50 x 12.00	P1077-W, P1073-W
024-02502	7.28	A	17.00 x 11.38	s. steel	yes	20.00 x 15.00	17.50 x 12.00	P1077-SS, P1073-SS

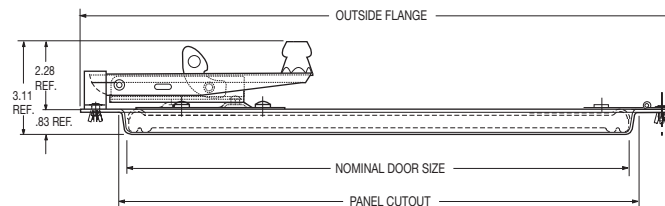
**NOTE: If latch replacement is needed, style on original vent door must be used, see page 58**

## **F1 Dry Freight Vent Doors (17.00 x 7.00 Door Size)**

### Features

- Double seal foamed door
- Your choice of white epoxy powder coat, anodized aluminum, or stainless steel door face finishes
- One piece anodized aluminum frame for strength and easy installation
- Anti-intrusion screen for security and allows more air flow than others
- All stainless steel hardware
- Rubber hold back knob on latch (included) holds door securely in place when open
- Door embossed for added strength
- Available with holes in frame

### Dimension Diagram



### Specifications

part no.	weight (lbs.)	pop. code	nominal door size (in.)	door finish	anti-intrusion screen	outside flange (in.)	panel cutout (in.)	cross reference
024-02508	4.23	A	17.00 x 7.00	aluminum	yes	20.00 x 10.00	17.50 x 7.50	P1072, P1076
024-02509	4.23	A	17.00 x 7.00	white	yes	20.00 x 10.00	17.50 x 7.50	P1072-W, P1076-W
024-02510	5.10	A	17.00 x 7.00	s. steel	yes	20.00 x 10.00	17.50 x 7.50	P1072-SS, P1076-SS

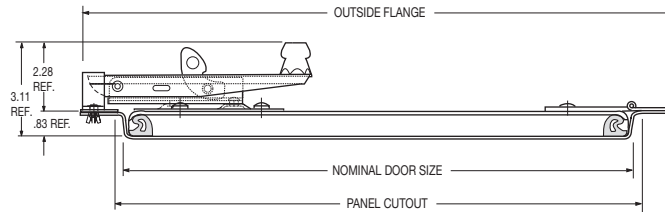
**NOTE: If latch replacement is needed, style on original vent door must be used, see page 58**

## **F** G1 Dry Freight Vent Doors (17.00 x 11.38 Door Size)

### Features

- One piece anodized aluminum frame for strength and easy installation
- With gasket seal
- Your choice of white epoxy powder coat, anodized aluminum, or stainless steel door face finishes
- Anti-intrusion screen for security and allows more air flow than others
- All stainless steel hardware
- Rubber hold back knob on latch (included) holds door securely in place when open
- Door embossed for added strength

### Dimension Diagram



### Specifications

part no.	weight (lbs.)	pop. code	nominal door size (in)	door finish	outside flange (in.)	panel cutout (in.)	cross reference
024-02590	5.06	A	17.00 x 11.38	aluminum	20.00 x 15.00	17.50 x 12.00	P1077, P1073
024-02591	5.06	A	17.00 x 11.38	white	20.00 x 15.00	17.50 x 12.00	P1077-W, P1073-W
024-02592	6.23	A	17.00 x 11.38	s. steel	20.00 x 15.00	17.50 x 12.00	P1077-SS, P1073-SS

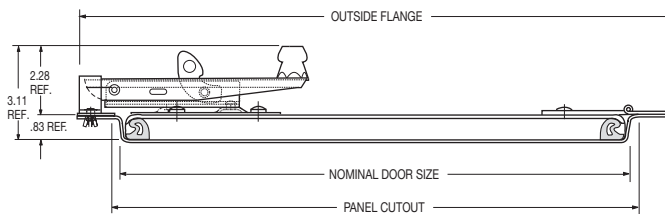
**NOTE: If latch replacement is needed, style on original vent door must be used, see page 58**

## **F** G1 Dry Freight Vent Doors (17.00 x 7.00 Door Size)

### Features

- One piece anodized aluminum frame for strength and easy installation
- With gasket seal
- Your choice of white epoxy powder coat, anodized aluminum, or stainless steel door face finishes
- Anti-intrusion screen for security and allows more air flow than others
- All stainless steel hardware
- Rubber hold back knob on latch (included) holds door securely in place when open
- Door embossed for added strength

### Dimension Diagram



### Specifications

part no.	weight (lbs.)	pop. code	nominal door size (in)	door finish	outside flange (in.)	panel cutout (in.)	cross reference
024-02595	3.84	A	17.00 x 7.00	aluminum	20.00 x 10.00	17.50 x 7.50	P1072, P1076
024-02596	3.84	A	17.00 x 7.00	white	20.00 x 10.00	17.50 x 7.50	P1072-W, P1076-W
024-02597	4.84	A	17.00 x 7.00	s. steel	20.00 x 10.00	17.50 x 7.50	P1072-SS, P1076-SS

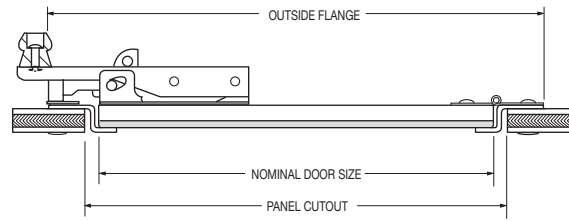
**NOTE: If latch replacement is needed, style on original vent door must be used, see page 58**

## Traditional Style Long Side Opening Dry Freight Vent Doors

### Features

- Anti-intrusion screen available
- Your choice of white baked-on enamel, aluminum, or stainless steel door face finishes
- Rubber hold-back kit included
- Uses one piece aluminum frame
- Contact us about doors and options not shown

### Dimension Diagram



### Specifications

part no.	weight (lbs.)	pop. code	nominal door size (in.)	door finish	anti-intrusion screen	outside flange (in.)	panel cutout (in.)
024-02257	7.00	C	17.00 x 11.38	aluminum	yes	20.00 x 15.00	17.50 x 12.00
024-02261	7.00	C	17.00 x 11.38	white	yes	20.00 x 15.00	17.50 x 12.00
024-02268	8.50	C	17.00 x 11.38	s. steel	yes	20.00 x 15.00	17.50 x 12.00


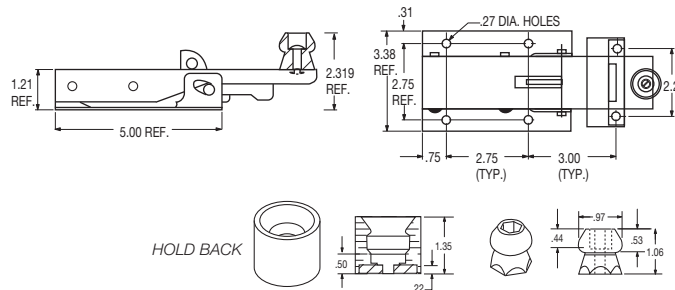
**NOTE: If latch replacement is needed, style on original vent door must be used, see below**

## Vent Door Latch Assembly & Components (Old Style)

### Features

- Stainless steel construction
- Built in anti-theft capability
- Spring assisted pressure closing feature
- Latch assembly bulk kit includes latch, striker plate, keeper bracket, and female door hold back

### Dimension Diagram



### Specifications

part no.	weight (lbs.)	pop. code	description
023-00497	1.09	A	latch assembly bulk kit
021-00098	.06	A	striker plate
021-00099	.04	A	keeper bracket
021-00309	.30	A	door hold back package set (includes male & female ends)


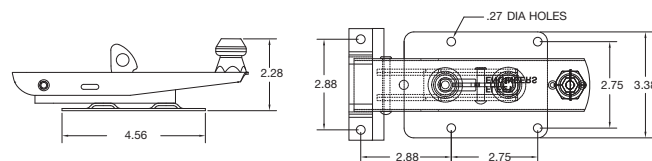
**NOTE: If latch replacement is needed, style on original vent door must be used**

## Vent Door Latch Assembly & Components (New Style)

### Features

- Stainless steel construction
- Built in anti-theft capability
- Spring assisted pressure closing feature
- Latch assembly bulk kit includes latch, striker plate, keeper bracket, and female door hold back

### Dimension Diagram



### Specifications

part no.	weight (lbs.)	pop. code	description	cross reference
024-03089	.91	A	latch assembly bulk kit	10-1900 S/S
024-03059	.06	A	keeper bracket	
024-03060	.04	A	striker plate	
021-00309	.30	A	door hold back pkg. set (includes male & female ends)	

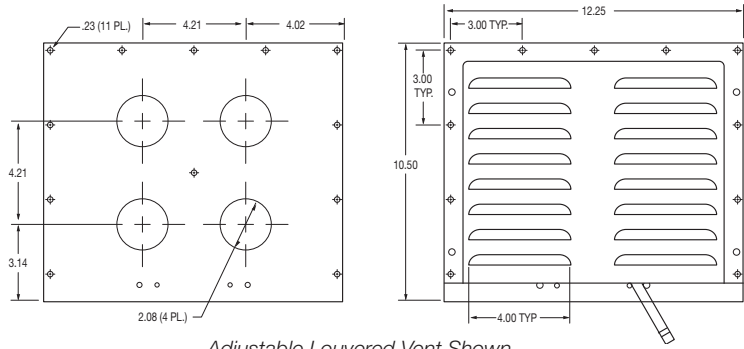
**NOTE: If latch replacement is needed, style on original vent door must be used**

# **F E** Louvered Vents

## Features

- Slide arm opens/closes vent
- The back has four 2" diameter holes for air flow
- Plain or white enamel finish
- Adjustable and non-adjustable (always open) air flow available

## Dimension Diagram



Adjustable Louvered Vent Shown



Adjustable - Aluminum



Non-Adjustable - White

## Specifications



part no.	weight (lbs.)	pop. code	construction	finish	adjustable	cross ref.
024-03000	1.32	A	aluminum	plain	yes	#20
024-03005	1.32	A	aluminum	white enamel	yes	-
024-03001	.47	A	aluminum	plain	no (open)	-
024-03006	.47	A	aluminum	white enamel	no (open)	-

**SD**  
Louvered Vents

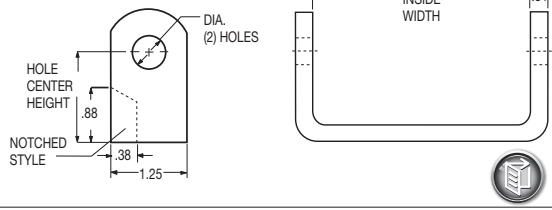
## **F** One-Piece Weld-On Hinge Butts (Custom)



### Features

- .31" hot rolled steel stamping
- Plain, zinc plated, or stainless steel available
- Straight type or notched type available
- Optional hardware available - see hinge pins on pages 75-76

### Dimension Diagram



### Specifications

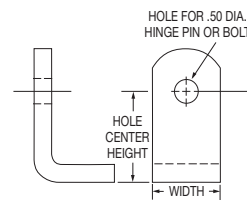
part no.	weight (lbs.)	pop. code	style	construction	hole dia.	inside width (in.)	height to hole center (in.)	rec. hinge	cross reference
023-00583	.80	A	notched	matte s.s.	.51	2.88	1.75	022-00888, 022-00889	Dorsey
023-00586	.80	A	notched	matte s.s.	.51	2.88	2.12		Dorsey
023-00585	.82	C	straight	matte s.s.	.51	2.88	1.25		Dorsey
023-01569	.80	B	notched	plain steel	.51	2.88	2.12		Dorsey
023-00639	.77	B	straight	zinc plated	.51	4.25	1.12	022-00030	Miller
023-00641	.90	B	straight	zinc plated	.51	4.25	1.75		Miller
023-00642	.81	B	straight	zinc plated	.51	3.25	1.50	022-00490	Strick
023-00645	.60	A	notched	zinc plated	.51	4.25	1.12	022-00614	Kentucky
023-00652	.62	C	straight	plain steel	.51	2.88	1.25		Dorsey
023-00659	.61	A	notched	plain steel	.51	4.25	1.12		Dorsey
023-00660	.81	A	straight	plain steel	.51	2.88	2.13		Dorsey
023-00662	.61	A	notched	plain steel	.51	2.88	1.75	022-00888, 022-00889	Dorsey
023-00664	.69	A	notched	zinc plated	.51	4.25	1.38	023-00559	#HB-1156-6
023-00669	.54	A	notched	plain steel	.51	3.00	1.38	022-00975, 022-01047, 022-01105, 022-01182	Wabash
023-00674	.89	B	notched	zinc plated	.51	4.25	1.88	023-00557	Fruehauf
023-00675	.60	C	straight	zinc plated	.51	2.25	1.13	022-00013	Fruehauf
023-00678	.76	B	notched	plain steel	.63	3.00	1.63	023-00940	Trailmobile
021-00308	.50	A	notched	s.s cast	.51	3.00	1.38	022-00975, 022-01047, 022-01182	Wabash

## **F** Two-Piece Weld-On Hinge Butts

### Features

- Steel construction
- Black primer finish
- Universal application
- Part number represents one piece

### Dimension Diagram



### Specifications

part no.	weight (lbs.)	pop. code	hole center height (in.)	thickness (in.)	width (in.)
022-00453	.20	C	.75	.31	1.25
022-00454	.20	C	.88	.31	1.25
022-00455	.20	C	1.00	.31	1.25
022-00456	.20	C	1.13	.31	1.25
022-00457	.30	C	1.25	.31	1.25
022-00458	.30	C	1.38	.31	1.25
022-00459	.30	C	1.50	.31	1.25
022-00460	.30	C	1.63	.31	1.25
022-00461	.30	C	1.75	.31	1.25
022-00462	.30	C	1.88	.31	1.25
022-00463	.30	C	2.00	.31	1.25

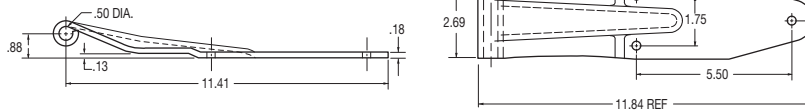


## **F** Dorsey Style Three-Hole Hinge

### Features

- Steel stamping
- Zinc plated finish

### Dimension Diagram



### Specifications

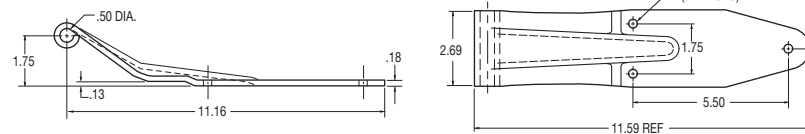
part no.	weight (lbs.)	pop. code	recommended hinge pin	cross reference
<b>022-00391</b>	1.75	A	997-98022	Dorsey #4101482

## **F** Dorsey Style Three-Hole Hinge

### Features

- Steel stamping
- Zinc plated finish

### Dimension Diagram



### Specifications

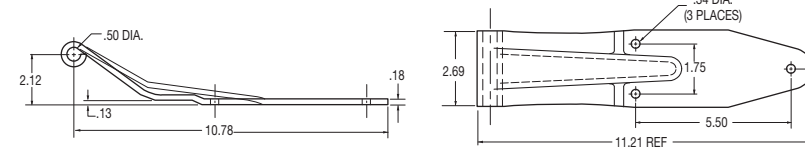
part no.	weight (lbs.)	pop. code	recommended hinge pin	cross reference
<b>022-00392</b>	1.75	A	997-98022	Dorsey #4101481

## **F** Dorsey Style Three-Hole Hinge

### Features

- Steel stamping
- Zinc plated finish

### Dimension Diagram



### Specifications

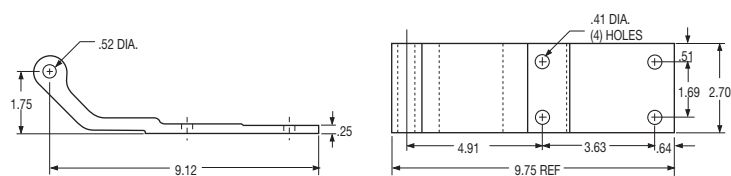
part no.	weight (lbs.)	pop. code	recommended hinge pin	cross reference
<b>022-00393</b>	1.75	A	997-98022	Dorsey #5609022

## **F** Dorsey Style Four-Hole Hinge

### Features

- Aluminum extrusion

### Dimension Diagram



### Specifications

part no.	weight (lbs.)	popularity code	recommended hinge butt	recommended hinge pin	cross reference
<b>022-00888</b>	1.20	A	023-00662	997-98022	Dorsey #2810093

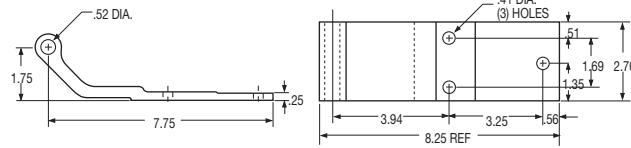


## **F** Dorsey Style Three-Hole Hinge

### **Features**

- Aluminum extrusion

### **Dimension Diagram**



### **Specifications**

part no.	weight (lbs.)	popularity code	recommended hinge butt	recommended hinge pin	cross reference
022-00889	.80	A	023-00662	997-98022	Dorsey #2810919

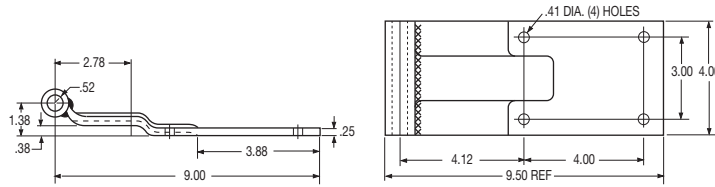


## **F** Four-Hole Hinge

### **Features**

- Steel construction

### **Dimension Diagram**



### **Specifications**

part no.	weight (lbs.)	popularity code	mounting holes	recommended hinge butt	recommended hinge pin	cross reference
022-00824	3.20	C	four	023-00664	997-98017	1809-004-B

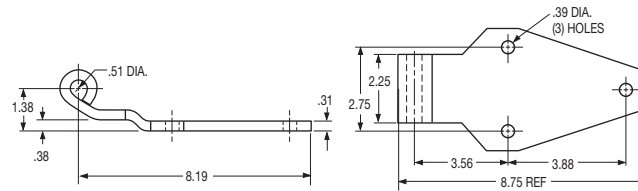


## **F** Fruehauf Style Three-Hole Hinge

### **Features**

- Steel stamping
- Zinc plated finish

### **Dimension Diagram**



### **Specifications**

part no.	weight (lbs.)	popularity code	cross reference
022-00007	2.40	C	Fruehauf #DCA-02-42

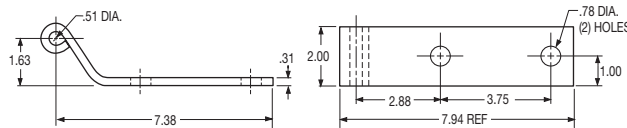


## **F** Fruehauf Style Two-Hole Hinge & Hardware

### **Features**

- Steel stamping
- Zinc plated finish

### **Dimension Diagram**



### **Specifications**

part no.	weight (lbs.)	popularity code	description	cross reference
022-00013	1.75	A	door hinge	Fruehauf #DXA-0687
996-01900	.05	A	dry freight door screw	Fruehauf #DXA-000696 PK1



DRY FREIGHT SCREW & NUT

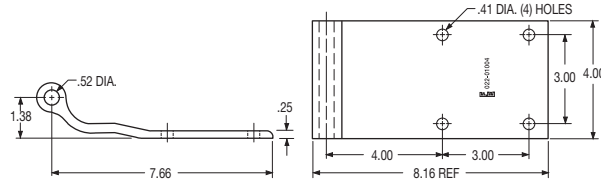


## Fruehauf Style Four-Hole Hinge

### Features

- Aluminum extrusion

### Dimension Diagram



### Specifications

part no.	weight (lbs.)	pop. code	recommended hinge pin	cross reference
022-01004	1.06	A	997-98017	Fruehauf BCF004678001



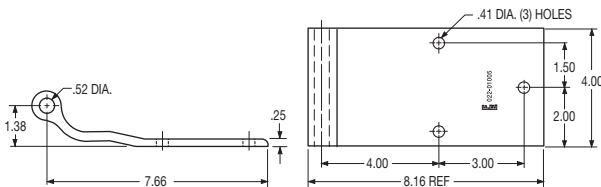
SD Door Hinges

## Fruehauf Style Three-Hole Hinge

### Features

- Aluminum extrusion

### Dimension Diagram



### Specifications

part no.	weight (lbs.)	pop. code	recommended hinge pin	cross reference
022-01005	1.06	A	997-98017	Fruehauf #DBA00158300

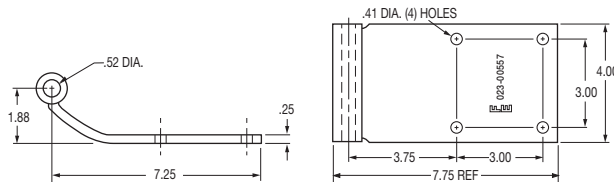


## Fruehauf Style Four-Hole Hinge (Radius Offset)

### Features

- Steel construction
- Zinc plated finish

### Dimension Diagram



### Specifications

part no.	weight (lbs.)	popularity code	recommended hinge pin	cross reference
023-00557	2.80	A	997-98017	Fruehauf #DCE-8681-1

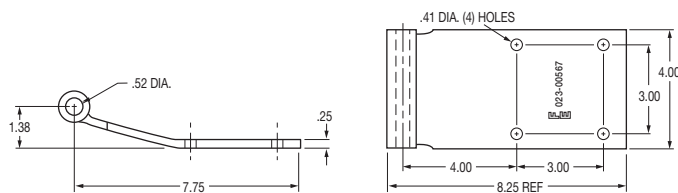


## Fruehauf Style Four-Hole Hinge (Straight Offset)

### Features

- Steel construction
- Zinc plated finish

### Dimension Diagram



### Specifications

part no.	weight (lbs.)	popularity code	recommended hinge pin	cross reference
023-00567	2.80	A	997-98017	Fruehauf #DCF-3980-1

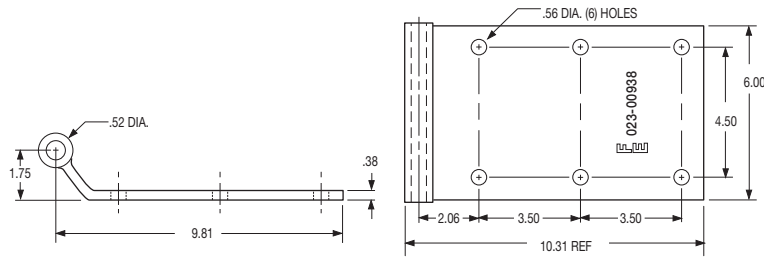


## **F** Fruehauf Style Six-Hole Hinge

### **F** Features

- Steel construction
- Zinc plated finish

### Dimension Diagram



### Specifications

part no.	weight (lbs.)	popularity code	cross reference
023-00938	7.30	C	Fruehauf #DCF-00451

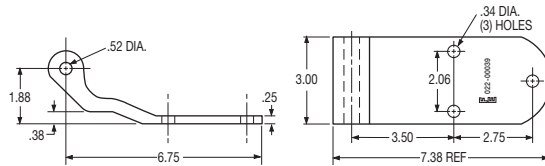


## **F** Gindy Style Three-Hole Hinge

### **F** Features

- Aluminum extrusion

### Dimension Diagram



### Specifications

part no.	weight (lbs.)	popularity code	cross reference
022-00039	1.00	B	Gindy #H04-B01073

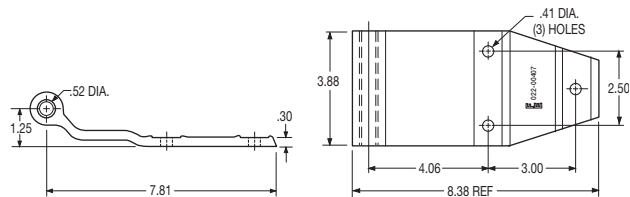


## **F** Great Dane Style Three-Hole Hinge

### **F** Features

- Aluminum extrusion
- With insert

### Dimension Diagram



### Specifications

part no.	weight (lbs.)	popularity code	recommended hinge pin	cross reference
022-00407	1.19	A	997-98027	Great Dane #31801018

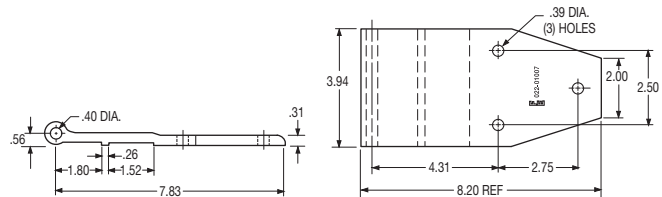


## **F** Great Dane Style Three-Hole Hinge

### **F** Features

- Aluminum extrusion

### Dimension Diagram



### Specifications

part no.	weight (lbs.)	popularity code	recommended hinge pin	cross reference
022-01007	.96	A	997-98015	Great Dane #15152



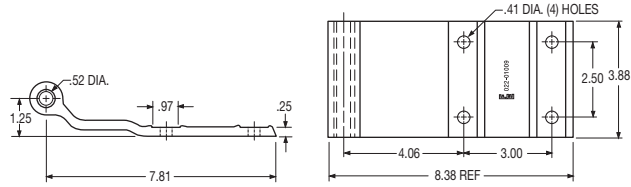


## Great Dane Style Four-Hole Hinge

### Features

- Aluminum extrusion
- With insert

### Dimension Diagram



### Specifications

part no.	weight (lbs.)	popularity code	recommended hinge pin	cross reference
022-01009	1.19	A	997-98027	Great Dane #027-14488



SD

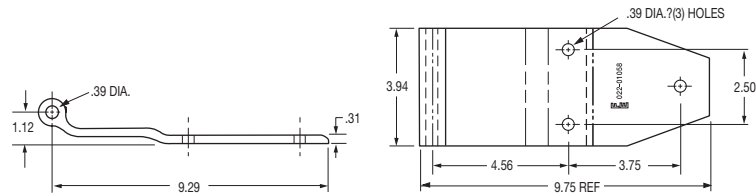
Door Hinges

## Great Dane Style Three-Hole Hinge

### Features

- Aluminum extrusion

### Dimension Diagram



### Specifications

part no.	weight (lbs.)	popularity code	recommended hinge pin	cross reference
022-01058	1.16	A	997-98015	Great Dane #47563

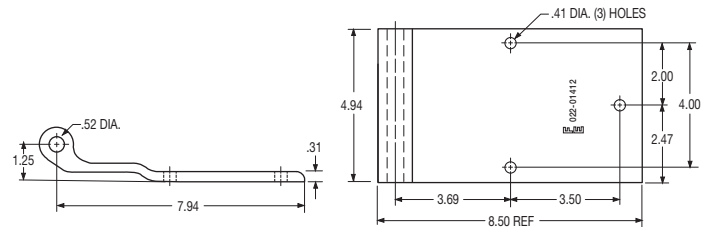


## Great Dane Style Three-Hole Hinge

### Features

- Aluminum extrusion

### Dimension Diagram



### Specifications

part no.	weight (lbs.)	popularity code	recommended hinge pin	cross reference
022-01412	1.20	A	-	Great Dane #43000124

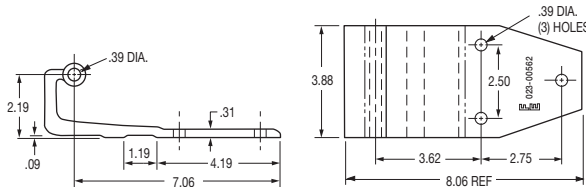


## Great Dane Style Three-Hole Hinge (Reefer)

### Features

- Aluminum extrusion

### Dimension Diagram



### Specifications

part no.	weight (lbs.)	popularity code	recommended hinge pin	cross reference
023-00562	1.40	A	997-98015	Great Dane #08206

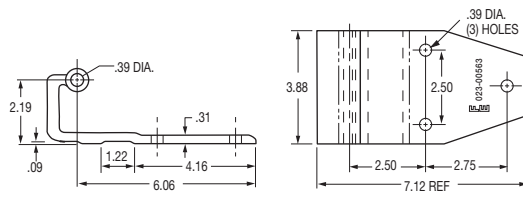


## **F** Great Dane Style Three-Hole Hinge (Dry Freight)

### Features

- Aluminum extrusion

### Dimension Diagram



### Specifications

part no.	weight (lbs.)	popularity code	recommended hinge pin	cross reference
023-00563	1.20	A	997-98015	Great Dane #08138

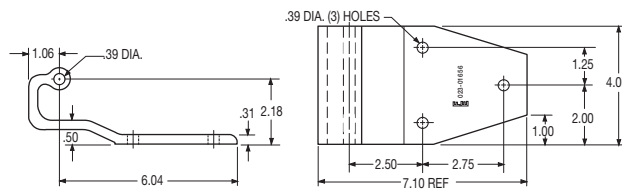


## **F** Great Dane Style Three-Hole Hinge

### Features

- Aluminum extrusion

### Dimension Diagram



### Specifications

part no.	weight (lbs.)	popularity code	recommended hinge pin	cross reference
023-01656	1.20	A	997-98015	Great Dane #42500813

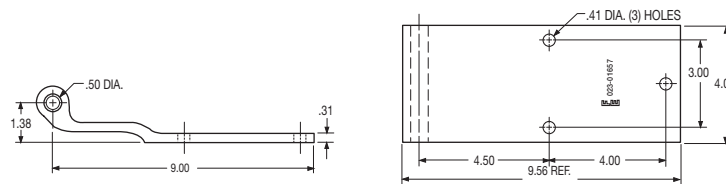


## **F** Hyundai Style Three-Hole Hinge

### Features

- Aluminum extrusion
- With insert

### Dimension Diagram



### Specifications

part no.	weight (lbs.)	popularity code	cross reference
023-01657	1.51	A	Hyundai TRR7000C-AH & #20003977

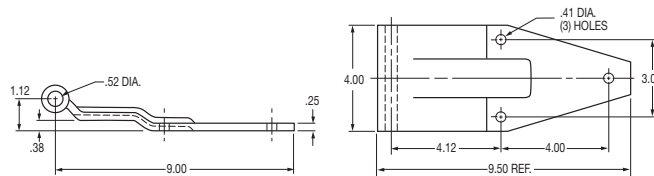


## **F** Kentucky Style Three-Hole Hinge

### Features

- Steel construction
- Zinc plated finish
- Reinforcing rib

### Dimension Diagram



### Specifications

part no.	weight (lbs.)	pop. code	recommended hinge butt	recommended hinge pin	cross reference
022-00614	2.70	B	023-00645	997-98017	Kentucky #2906, Eberhard #A1-5984-50




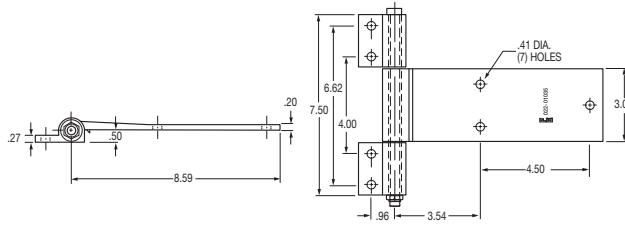


## **F** Kentucky Style "Side Door" Hinge Assembly and Components

### Features

- Aluminum extrusions
- With inserts

### Dimension Diagram



### Specifications

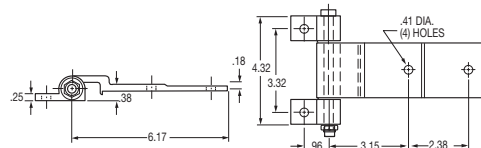
part no.	weight (lbs.)	popularity code	description	cross reference
022-01035	1.47	A	assembly	Kentucky #6616396000
022-01092	0.71	A	hinge strap only	
022-01093	0.23	A	hinge butt only - two bolt	

## **F** Kentucky Style "Belly Box" Hinge Assembly and Components

### Features

- Aluminum extrusions
- With inserts

### Dimension Diagram



### Specifications

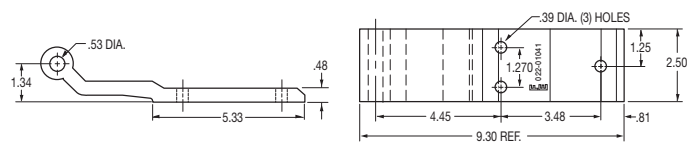
part no.	weight (lbs.)	popularity code	description	cross reference
022-01040	.65	A	assembly	Kentucky #6616600000
022-01090	.41	A	hinge strap only	
022-01091	.10	A	hinge butt only - single bolt	

## **F** Manac Style Three-Hole Hinge

### Features

- Aluminum extrusion

### Dimension Diagram



### Specifications

part no.	weight (lbs.)	popularity code	cross reference
022-01041	1.15	A	Manac, #V3K00002

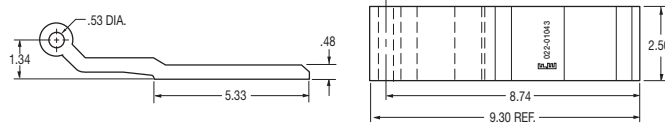


## **F** Manac Style Hinge (No Holes)

### Features

- Aluminum extrusion

### Dimension Diagram



### Specifications

part no.	weight (lbs.)	popularity code	cross reference
022-01043	1.15	A	Manac #353-239



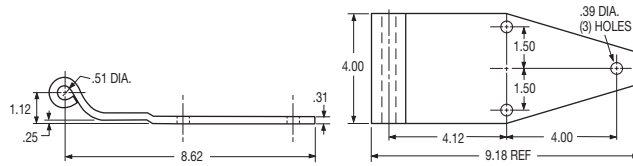


## **F** Miller Style Three-Hole Hinge

### **F** Features

- Steel stamping
- Zinc plated finish
- See page 78 for Miller style hinge assemblies

### Dimension Diagram



### Specifications

part no.	weight (lbs.)	pop. code	recommended hinge pin	cross reference
022-00030	3.34	A	997-98017	American #4-18-0055, Eberhard #5897, Miller #B17-0116C, Timpte #5897-2
			021-00376	

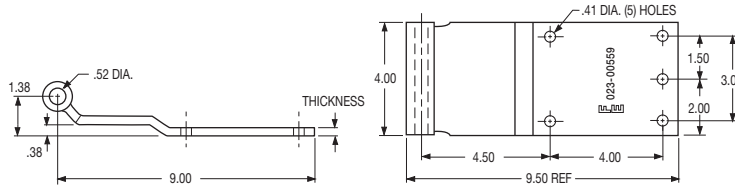


## **F** Miner Style Five-Hole Hinge

### **F** Features

- Steel construction
- Zinc plated finish

### Dimension Diagram



### Specifications

part no.	weight (lbs.)	pop. code	thickness (in.)	mounting holes	rec. hinge butt	rec. hinge pin	zerk fitting	cross reference
023-00559	3.70	A	.31	five	023-00664	997-98017	no	H-1060-3, H-1060-4

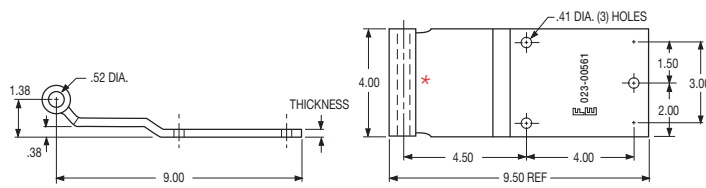


## **F** Miner Style Three and Five-Hole Hinges

### **F** Features

- Steel construction
- Zinc plated or hot-dipped galvanized finish
- Available with or without zerk fitting
- Available with or without collar type inserts

### Dimension Diagram



### Specifications

part no.	weight (lbs.)	pop. code	thickness (in.)	mnt'g. holes	finish	inserts	rec. hinge butt	rec. hinge pin	zerk fitting	cross reference
023-00561	3.10	A	.25	three	zinc	no	023-00664	997-98017	no	H-1081-3
023-01502	3.10	A	.25	three	zinc	no	023-00664	997-98017	yes	H-1081-3Z
023-02009	3.70	A	.25	five	galvan.	yes		997-98017	no	P108835, P108845, P108855



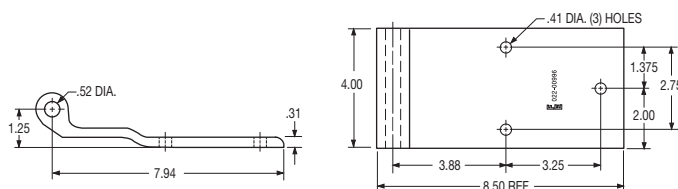
023-00561  
Shown

## **F** Monon Style Three-Hole Hinge

### **F** Features

- Aluminum extrusion

### Dimension Diagram



### Specifications

part no.	weight (lbs.)	popularity code	cross reference
022-00996	1.33	A	Monon #PC1310



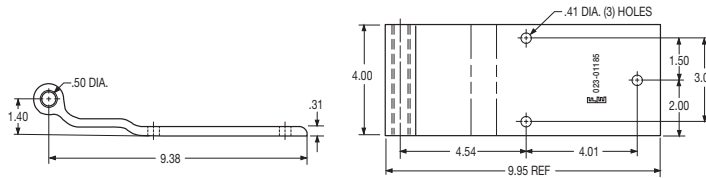


## Monon Style Three-Hole Hinge

### Features

- Aluminum extrusion
- With insert

### Dimension Diagram



### Specifications

part no.	weight (lbs.)	popularity code	cross reference
022-01185	1.32	A	Monon #ED045011



SD

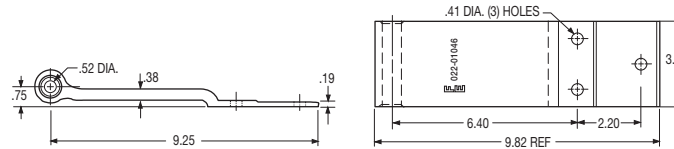
Door Hinges

## Morgan Style Three-Hole Hinge (Dry Freight Rear Door)

### Features

- Aluminum extrusion
- With Insert

### Dimension Diagram



### Specifications

part no.	weight (lbs.)	popularity code	cross reference
022-01046	1.01	A	Morgan #004161

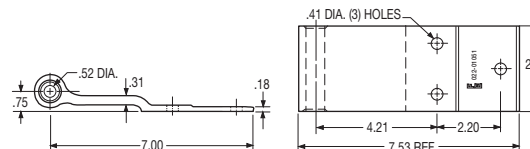


## Morgan Style Three-Hole Hinge (Dry Freight Side Door)

### Features

- Aluminum extrusion
- With insert

### Dimension Diagram



### Specifications

part no.	weight (lbs.)	popularity code	cross reference
022-01052*	.66	A	Morgan #004141

\*Part number 022-01052 replaces part number 022-01051

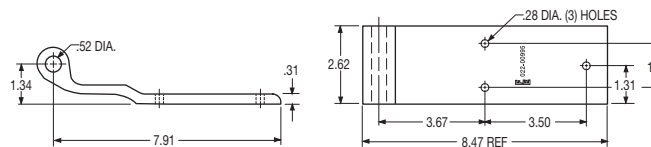


## Pines Style Three-Hole Hinge

### Features

- Aluminum extrusion

### Dimension Diagram



### Specifications

part no.	weight (lbs.)	popularity code	cross reference
022-00995	.84	A	Pines #AE54111, REB-0395

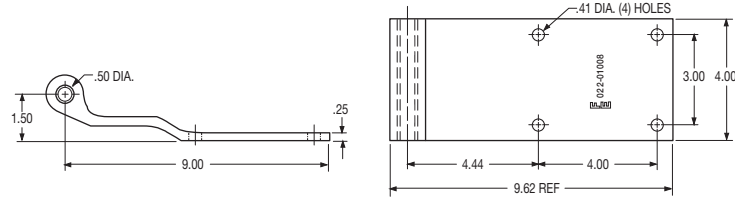


## Stoughton Style Four-Hole Hinge

### Features

- Aluminum extrusion
- With insert

### Dimension Diagram



### Specifications

part no.	weight (lbs.)	popularity code	recommended hinge pin	cross reference
022-01008	1.46	A	997-98017, 021-00376	Stoughton #04-08316-000-00

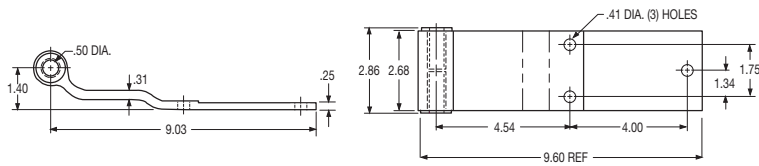


## Stoughton Style Three-Hole Hinge

### Features

- Aluminum extrusion
- With inserts that have "collars" - making it easier to open and close doors

### Dimension Diagram



### Specifications

part no.	weight (lbs.)	popularity code	cross reference
022-01081	.86	A	Stoughton #04-86386-001-00, #H-1086, #P108630

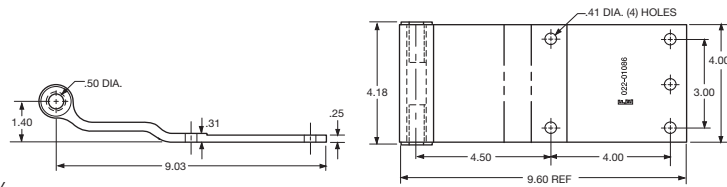


## Stoughton Style Five-Hole Hinge

### Features

- Aluminum extrusion
- With inserts that have "collars" - making it easier to open and close doors
- Five hole design covers both three and four hole applications - reduces inventory

### Dimension Diagram



### Specifications

part no.	weight (lbs.)	popularity code	cross reference
022-01086	1.26	A	#P108530, #P108540, #H-1085

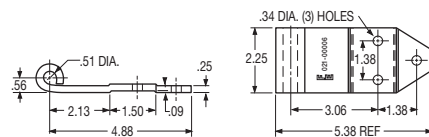


## Strick Style Three-Hole Hinge

### Features

- Steel stamping
- Zinc plated finish

### Dimension Diagram



### Specifications

part no.	weight (lbs.)	popularity code	cross reference
021-00006	1.00	B	Strick #6A-22679 and AA35F00010100





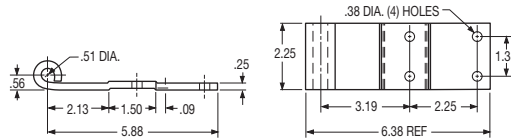


## FE Strick Style Four-Hole Hinge

### Features

- Steel stamping
- Zinc plated finish

### Dimension Diagram



### Specifications

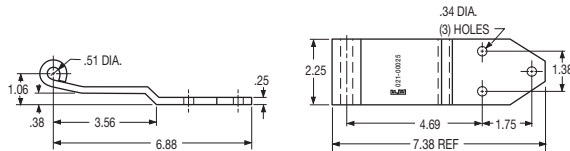
part no.	weight (lbs.)	popularity code	cross reference
021-00010	1.20	B	Strick #6A-23557 and #AA35F00020100

## FE Strick Style Three-Hole Hinge (Offset)

### Features

- Steel stamping
- Zinc plated finish

### Dimension Diagram



### Specifications

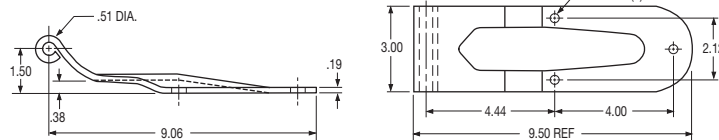
part no.	weight (lbs.)	popularity code	cross reference
021-00025	1.30	B	Strick #AA35F00040100

## FE Strick Style Three-Hole Hinge (with Stamped Reinforcing Rib)

### Features

- Steel construction
- Hot dip galvanized finish
- Stamped reinforcing rib

### Dimension Diagram



### Specifications

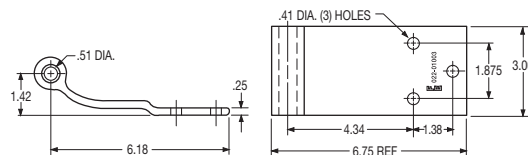
part no.	weight (lbs.)	popularity code	recommended hinge butt	cross reference
022-00490	1.70	A	023-00642	Strick #AA33C01060100

## FE Strick Style Three-Hole Hinge

### Features

- Aluminum extrusion
- With insert

### Dimension Diagram



### Specifications

part no.	weight (lbs.)	popularity code	cross reference
022-01003	.65	A	Strick #AA35F00100100



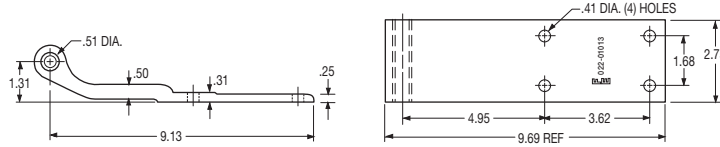


## **F** Strick Style Four-Hole Hinge

### Features

- Aluminum extrusion
- With insert

### Dimension Diagram



**\$**  
**10/BOX**

### Specifications

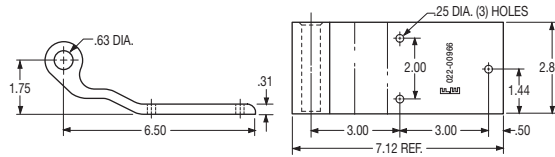
part no.	weight (lbs.)	popularity code	cross reference
022-01013	1.13	A	Strick #AA35F00230100

## **F** Trailmobile Style Three-Hole Hinge

### Features

- Aluminum extrusion

### Dimension Diagram



**\$**  
**10/BOX**

### Specifications

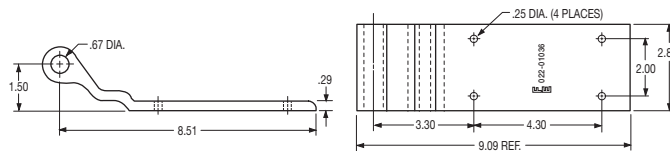
part no.	weight (lbs.)	popularity code	recommended hinge butt	recommended hinge pin	cross reference
022-00966	.90	A	023-00678	997-98016	Trailmobile #515-10-65

## **F** Trailmobile Style Four-Hole Hinge

### Features

- Aluminum extrusion

### Dimension Diagram



**\$**  
**10/BOX**

### Specifications

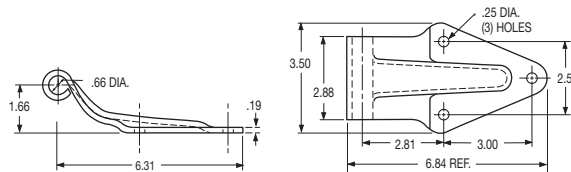
part no.	weight (lbs.)	popularity code	recommended hinge pin	cross reference
022-01036	.96	A	997-98016	Trailmobile #515-10-78-1

## **F** Trailmobile Style Three-Hole Hinge

### Features

- Steel stamping
- Zinc plated finish

### Dimension Diagram



### Specifications

part no.	weight (lbs.)	popularity code	recommended hinge butt	recommended hinge pin	cross reference
023-00008	1.20	A	023-00678	997-98016	Trailmobile #515-10-61A

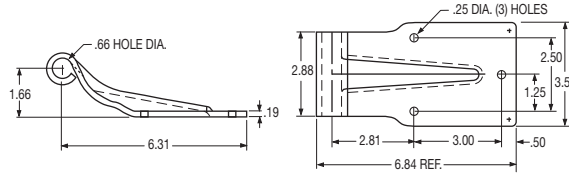


## Trailmobile Style Three-Hole Hinge (Square End)

### Features

- Steel stamping
- Zinc plated finish

### Dimension Diagram



### Specifications

part no.	weight (lbs.)	popularity code	recommended hinge butt	recommended hinge pin	cross reference
023-00940	1.40	A	023-00678	997-98016	Trailmobile #515-10-73A



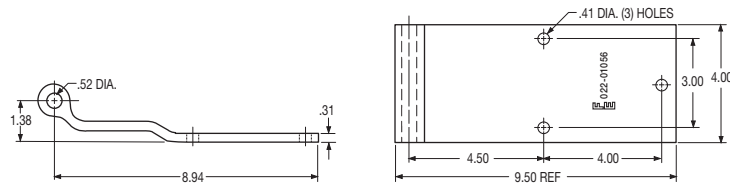
SD  
Door Hinges

## Utility Style Three-Hole Hinge

### Features

- Aluminum hinge

### Dimension Diagram



### Specifications

part no.	weight (lbs.)	popularity code	recommended hinge pin	cross reference
022-01056	1.36	A	997-98017 or 997-98020	Utility #3410019



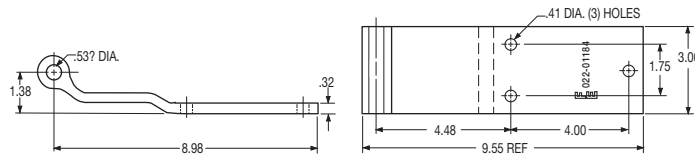
\$  
10/BOX

## Utility Style Three-Hole Hinge

### Features

- Aluminum extrusion

### Dimension Diagram



### Specifications

part no.	weight (lbs.)	popularity code	cross reference
022-01184	1.07	A	Utility #3-4100-0022



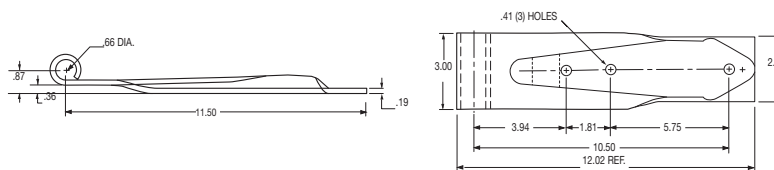
\$  
10/BOX

## Utility Style Three-Hole Hinge

### Features

- Steel construction
- Zinc plated finish
- Stamped reinforcing rib

### Dimension Diagram



### Specifications

part no.	weight (lbs.)	popularity code	recommended hinge pin	cross reference
023-00943	2.19	A	997-98019	Utility #1-4950-004

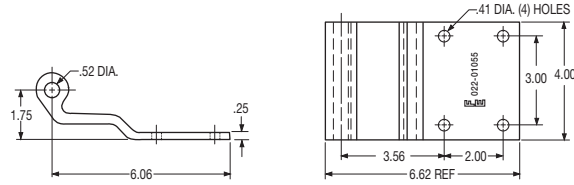


## **F** Vanco Style Four-Hole Hinge

### **Features**

- Aluminum Hinge

### **Dimension Diagram**



### **Specifications**

part no.	weight (lbs.)	popularity code	recommended hinge pin	cross reference
022-01055	1.10	A	997-98017, 021-00376	Vanco #20038



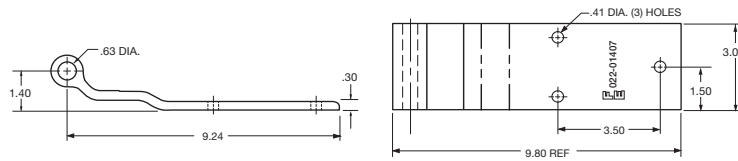
**\$**  
10/BOX

## **F** Vanguard Style Three-Hole Hinge

### **Features**

- Aluminum extrusion

### **Dimension Diagram**



### **Specifications**

part no.	weight (lbs.)	pop. code	description	cross reference
022-01407	1.07	A	hinge only	RFP00127
022-01404	.001	A	insert only	BSH-0001



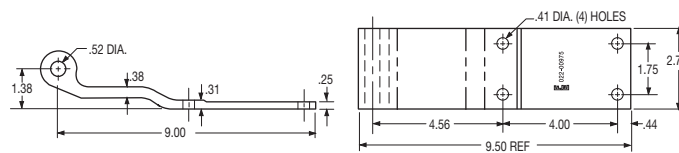
**\$**  
10/BOX

## **F** Wabash Style Four-Hole Hinge

### **Features**

- Aluminum extrusion

### **Dimension Diagram**



### **Specifications**

part no.	weight (lbs.)	pop. code	recommended hinge butt	cross reference
022-00975	1.01	A	023-00669, 021-00308	WAB06300291 Wabash #21100291



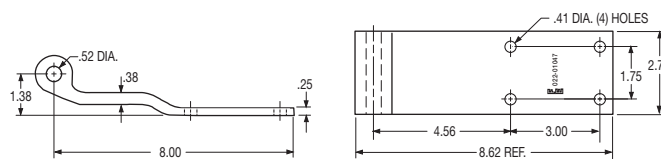
**\$**  
10/BOX

## **F** Wabash Style Four-Hole Hinge (Reefer)

### **Features**

- Aluminum extrusion

### **Dimension Diagram**



### **Specifications**

part no.	weight (lbs.)	pop. code	recommended hinge butt	cross reference
022-01047	.96	A	023-00669, 021-00308	WAB06301272 Wabash #21101272



**\$**  
10/BOX

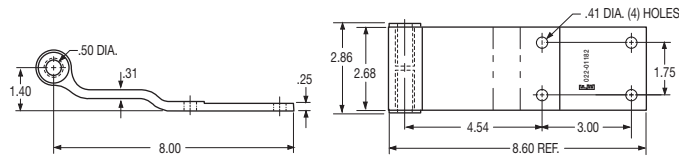


## Wabash Style Four-Hole Hinge

### Features

- Aluminum extrusion
- With inserts that have "collars" - making it easier to open and close doors

### Dimension Diagram



### Specifications

part no.	weight (lbs.)	pop. code	recommended hinge butt	cross reference
022-01182	.78	A	023-00669, 021-00308	WAB06301527, WAB06302245, Miner #1089, Miner #P108940



SD

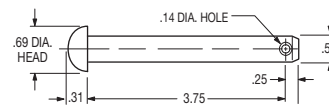
Door Hinges & Hinge Pins

## Dorsey Style Hinge Pin

### Features

- Zinc plated finish
- End hole for cotter pin

### Dimension Diagram



### Specifications

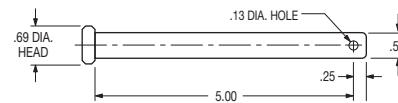
part no.	weight (lbs.)	popularity code	dia. (in.)	length (in.)	recommended cotter pin	cross reference
997-98022	.23	A	.50	4.00	994-00105	Dorsey #5248614

## Fruehauf & Miner Style Hinge Pin

### Features

- End hole for cotter pin

### Dimension Diagram



### Specifications

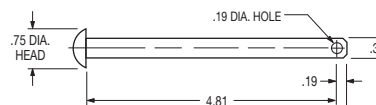
part no.	weight (lbs.)	pop. code	description	dia. (in.)	length (in.)	recommended cotter pin	cross reference
997-98017	.30	A	zinc plated hinge pin	.50	5.25	994-00105	Fruehauf #WCE007812-001 & Miner #HP-1054-4
997-98020	.30	A	stainless steel hinge pin	.50	5.25	994-00105	Miner #HP-1054-9
993-00109	.02	A	SAE zinc washer				Miner #HW-1054-8x

## Great Dane Style Hinge Pin (Round Head)

### Features

- Zinc plated finish
- End hole for cotter pin

### Dimension Diagram



### Specifications

part no.	weight (lbs.)	popularity code	dia. (in.)	length (in.)	recommended cotter pin	cross reference
997-98015	.17	A	.38	5.00	994-00105	Great Dane #44573

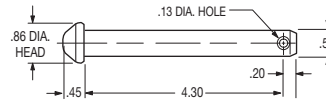


## Great Dane Style Hinge Pin

### Features

- Zinc plated finish
- End hole for cotter pin

### Dimension Diagram



### Specifications

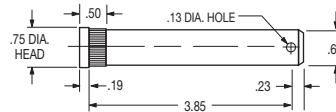
part no.	weight (lbs.)	popularity code	dia. (in.)	length (in.)	recommended cotter pin	cross reference
997-98027	.29	A	.50	4.50	994-00105	Great Dane #3190100

## Trailmobile Style Hinge Pin

### Features

- Zinc plated finish
- End hole for cotter pin

### Dimension Diagram



### Specifications

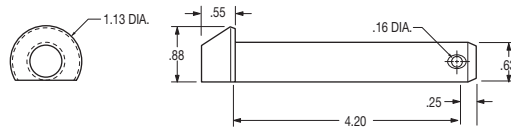
part no.	weight (lbs.)	popularity code	dia. (in.)	length (in.)	recommended cotter pin	cross reference
997-98016	.37	A	.63	4.25	994-00105	Trailmobile #515-12-13

## Utility Style Hinge Pin

### Features

- Zinc plated finish
- End hole for cotter pin

### Dimension Diagram



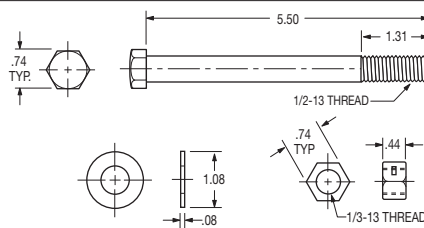
### Specifications

part no.	weight (lbs.)	pop. code	dia. (in.)	length (in.)	recommended cotter pin	cross reference
997-98019	.44	A	.63	4.45	994-00105	Utility #3-6101-08, 3-6101-071

## Hinge Bolt-Pin Hardware Packaged Set

### Features

- Steel construction
- Zinc plated finish
- Packaged Set includes one bolt, one nut, and four washers
- Bolt size is 1/2-13 x 5.50 long



### Specifications

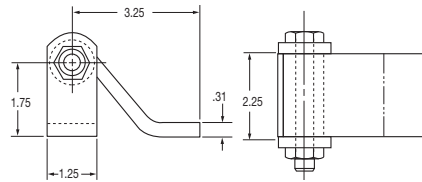
part no.	weight (lbs.)	popularity code
021-00376	.42	A

## FE 3.25" Narrow Butt Hinge Assembly

### Features

- Steel construction
- Plain finish
- Includes removable pin using nut, bolt, and thrust washers

### Dimension Diagram



### Specifications

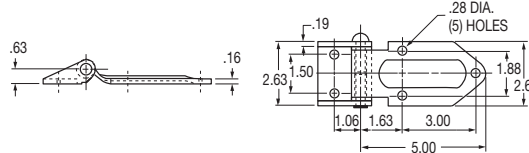
part no.	weight (lbs.)	popularity code	mount type	cross reference
021-00181	2.20	A	flush weld-on	Austin #AH-001

## FE 5.00" Square Butt Hinge Assembly

### Features

- Stamped steel construction
- Zinc plated finish
- Stamped reinforcing rib
- Non-removable steel pin and nylon sleeve bearings

### Dimension Diagram



### Specifications

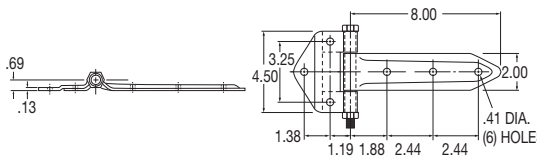
part no.	weight (lbs.)	popularity code	mount type	description	cross reference
022-00631	1.00	C	flush	left hand	Eberhard #5867
022-00633	1.00	A	flush	right hand	Eberhard #5867

## FE 8.00" Embossed Hinge Assembly (with Stamped Reinforcing Rib)

### Features

- Steel construction
- Zinc plated finish
- Stamped reinforcing rib
- Made with hardened steel truss bearings to effectively carry door loads
- Includes removable pin using nut, bolt, and thrust washers

### Dimension Diagram



### Specifications

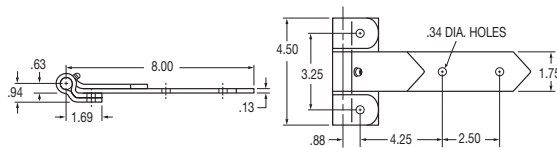
part no.	weight (lbs.)	popularity code	mount type	cross reference
022-00605	1.70	C	flush	Eberhard #1-5869 zinc, Polar #2008R

## FE 8.00" Reverse Butt Leaf Hinge Assemblies

### Features

- Steel construction
- Non-removable pin and thrust washers
- Aluminum construction contains a stainless steel pin
- Reverse leaves
- With zerk fitting

### Dimension Diagram



### Specifications

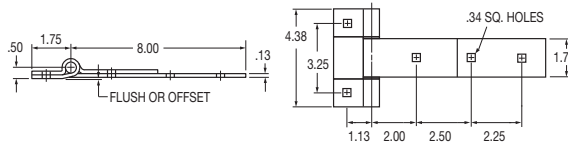
part no.	weight (lbs.)	popularity code	mount type	cross reference
022-00587	2.12	B	flush	#8 RB, w/zerk, riveted leaves, zinc plated

## **F** 8.00" Square Butt Leaf Hinge Assemblies

### Features

- Stainless steel construction with spot welded leaves and thrust washers
- Polished finish
- Available in .34" square hole & .34" round hole
- Minimum order of 100

### Dimension Diagram



### Specifications

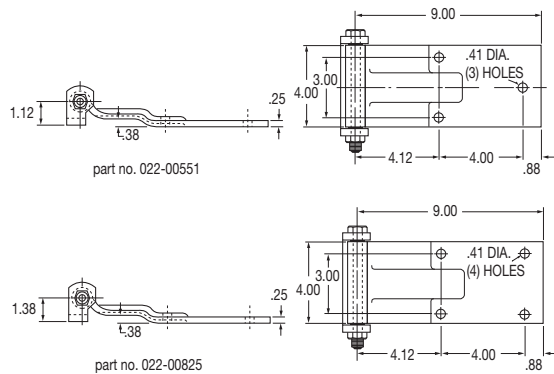
part no.	weight (lbs.)	pop. code	mount type	hole type	pin	construction
022-00808	1.79	C	flush	round	removable	polished stainless steel

## **F** 9.00" Narrow Butt Hinge Assemblies (with Embossed Rib)

### Features

- Heavy-duty steel construction
- Zinc plated finish
- Includes nut, bolt, and thrust washers

### Dimension Diagram



### Specifications

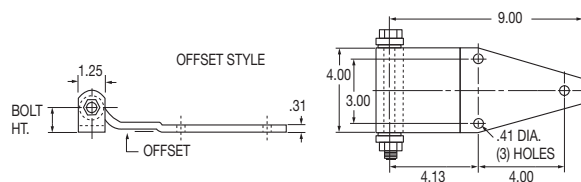
part no.	weight (lbs.)	pop. code	mount type	hinge end type	cross reference
022-00551	4.10	A	flush w/ embossed rib (3-hole)	rolled	#A1-5884-U flush, zinc; #N1809-003B
022-00825	4.10	C	flush w/ embossed rib (4-hole)	welded barrel	#B2-5884; #N1809-004B

## **F** 9.00" Narrow Butt Hinge Assemblies (Miller Style)

### Features

- Heavy-duty steel construction
- Zinc plated finish
- Includes nut, bolt, and thrust washers

### Dimension Diagram



### Specifications

part no.	weight (lbs.)	popularity code	offset dim.	bolt height	cross reference
022-00545	4.70	B	.62 offset	1.75	Austin #9-5
022-00830	4.70	B	flush	1.12	Austin #9-5

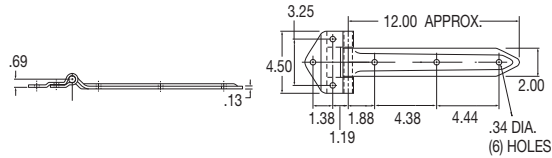


## **FE** 12.00" Embossed Hinge Assemblies (with Stamped Reinforcing Rib)

### Features

- Steel construction
- Stamped reinforcing rib
- Non-removable steel pin and thrust washers

### Dimension Diagram



### Specifications

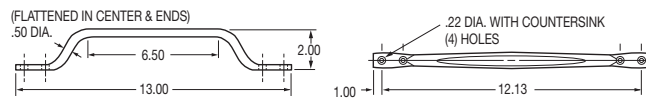
part no.	weight (lbs.)	pop. code	mount type	construction	cross reference
022-00612	1.88	C	flush	zinc plated	Eberhard #5870 zinc, Polar #2012

## **FE** Grab Handles

### Features

- Steel construction
- Available in zinc and chrome finishes

### Dimension Diagram



### Specifications

part no.	weight (lbs.)	popularity code	construction	cross reference
022-00626	.80	A	zinc plated steel	Eberhard #4300 zinc
022-00627	.80	A	chromed steel	Eberhard #4300 chrome

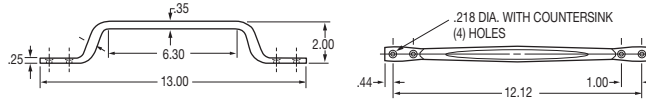


## **FE** Aluminum Handle

### Features

- Aluminum construction

### Dimension Diagram



### Specifications

part no.	weight (lbs.)	popularity code
022-00629	.27	A

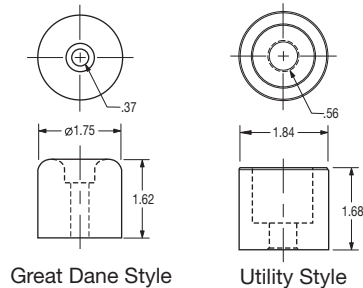


## **FE** Door Bumpers

### Features

- Rubber construction
- Helps protect swing doors from getting scratched, dented, etc.
- Part number represents one bumper

### Dimension Diagram



### Specifications

part no.	weight (lbs.)	popularity code	color	cross ref.
022-01084	.14	A	gray	Great Dane #45064
022-01085	.17	A	gray	Utility #3-1250-25



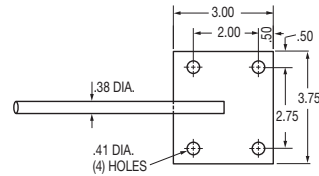
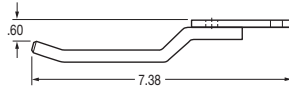
**SD**

Hinge Assemblies, Handles & Door Bumpers

## Four-Hole Hold-Back

### Features

- Steel construction
- Zinc plated finish



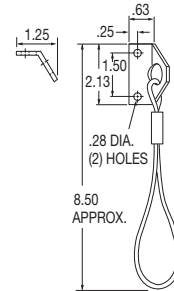
### Specifications

part no.	weight (lbs.)	popularity code
022-00070	.80	A

## Fruehauf Style Hold-Back

### Features

- Steel construction
- Zinc plated finish
- Plastic coated cable



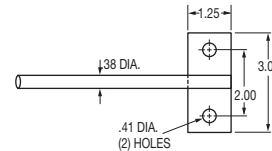
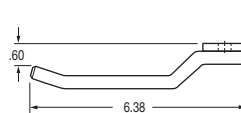
### Specifications

part no.	weight (lbs.)	popularity code
022-00487	.40	A

## Fruehauf Style Two-Hole Hold-Back

### Features

- Steel construction
- Zinc plated finish



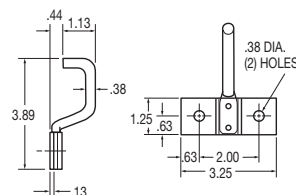
### Specifications

part no.	weight (lbs.)	popularity code	cross reference
022-00081	.50	A	Fruehauf #586930, Eberhard #EBH6602-50

## Pig-Tail Hold-Back

### Features

- Steel construction
- Zinc plated finish
- Projection welded



### Specifications

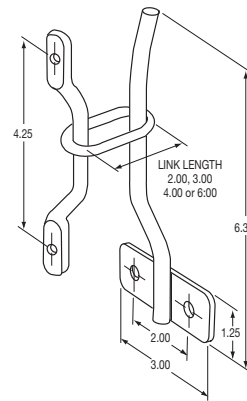
part no.	weight (lbs.)	popularity code
022-00577	.30	A

## FE Hold-Back Packaged Sets and Components

### Features

- Hot-dipped galvanized finish
- Package set consists of loop, handle type anchor, and hold-back hook
- Hook mounting holes are .41"
- Handle mounting holes are .20"

### Dimension Diagram



### Specifications

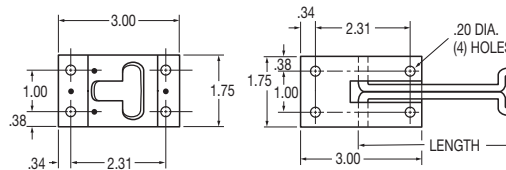
part no.	weight (lbs.)	popularity code	description
021-00371	0.67	A	2" style hold back asm. packaged set
021-00372	0.72	A	3" style hold back asm. packaged set
021-00373	0.75	A	4" style hold back asm. packaged set
021-00374	0.80	A	6" style hold back asm. packaged set
022-01076	0.12	A	2.00" loop only
022-01079	0.17	A	3.00" loop only
022-01077	0.20	A	4.00" loop only
022-01078	0.25	A	6.00" loop only
022-00628	0.14	A	handle only
022-00081	0.50	A	hold back hook only

## FE T-Slot Hold-Back Bulk Kits and Component Parts

### Features

- Stainless or zinc plated finish
- Bulk kit part numbers includes base and tee holder

### Dimension Diagram



### Specifications

part no.	weight (lbs.)	pop. code	description	construction	tee bar length (in.)	cross reference
022-00521	.20	A	base only	stainless steel	na	
022-00522	.20	A	base only	zinc plated steel	na	
022-00989	.16	A	tee holder only	zinc plated steel	2.00	
022-00990	.19	A	tee holder only	zinc plated steel	4.00	
022-00991	.23	A	tee holder only	zinc plated steel	6.00	
022-00992	.16	A	tee holder only	stainless steel	2.00	
022-00993	.19	A	tee holder only	stainless steel	4.00	
022-01020	.36	A	bulk kit	zinc plated steel	2.00	
022-01021	.36	A	bulk kit	stainless steel	2.00	
022-01022	.39	A	bulk kit	zinc plated steel	4.00	5601, 29-4. No. 9
022-01023	.39	A	bulk kit	stainless steel	4.00	29-4, No. 9 SS
022-01024	.43	A	bulk kit	zinc plated steel	6.00	6-5601, No. 8

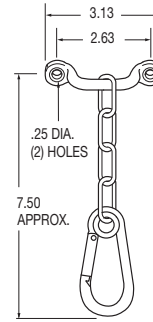


## **F** Chain & Snap Hold-Back Assembly Packaged Sets & Component Parts

### Features

- Steel construction
- Zinc plated finish

### Dimension Diagram



### Specifications

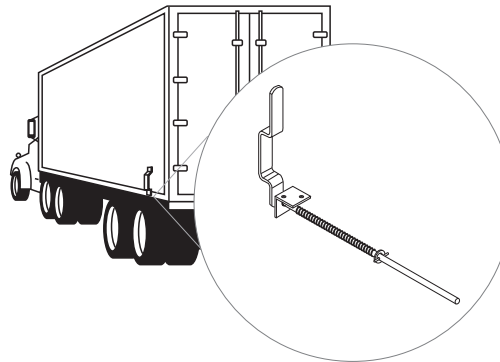
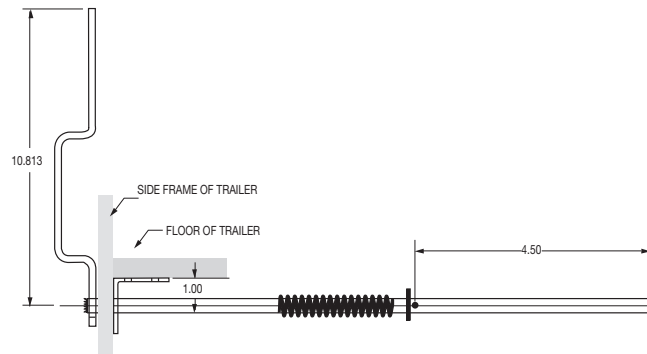
part no.	weight (lbs.)	pop. code	description	cross reference
021-00051	.25	A	pkg. set chain, snap assembly & anchor	
021-00050	.17	A	pkg. set chain, snap assembly	P-2005
021-00043	.04	A	handle type anchor only	#48
021-00053	.02	A	lap link only (used on old style snap assembly)	

## **F** Spring Loaded Hold-Back Assembly

### Features

- Steel construction
- Black primer finish
- .50" diameter steel rod
- 10.75" handle length
- 6.00" extension
- High strength steel spring
- Rugged, simple construction
- Mounts through trailer's side and under the floor

### Installation/Dimension Diagram



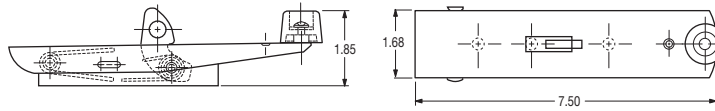
### Specifications

part no.	weight (lbs.)	popularity code
023-00024	2.70	A

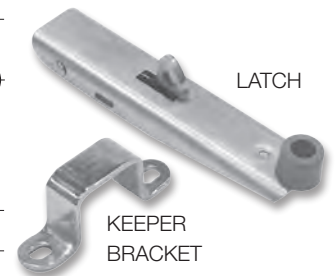
## **FE** "Belly Box" Latch Assembly Packaged Sets

### Features

- Stainless steel or zinc finish
- Packaged set latch assembly includes latch and keeper bracket



### Dimension Diagram



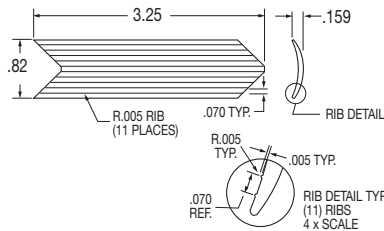
### Specifications

part no.	weight (lbs.)	popularity code	construction	cross reference
024-03040	.91	A	stainless steel	Penz #10-1300 S/S
024-03056	.91	A	zinc	Penz #10-1300 Z/P

## **FE** Swing Door Dual-Durometer Door Seals

### Features

- 168.00" length
- Light gray color
- Seal part number represents one piece
- Corner tab pkg. set represents 24 pieces
- Due to length of seals, unable to ship via package carrier (UPS, FedEx, etc.)



### Dimension Diagram



### Specifications

part no.	weight (lbs.)	pop. code	description	width dim. door thickness (in.)
022-01300	3.69	A	seal	.75"
022-01301	4.64	A	seal	1.00"
022-01305	3.79	A	seal	.50"
022-01303	6.33	A	seal	1.25"
022-01306	.005	A	corner tab pkg. set (qty. 24)	-

**SD**

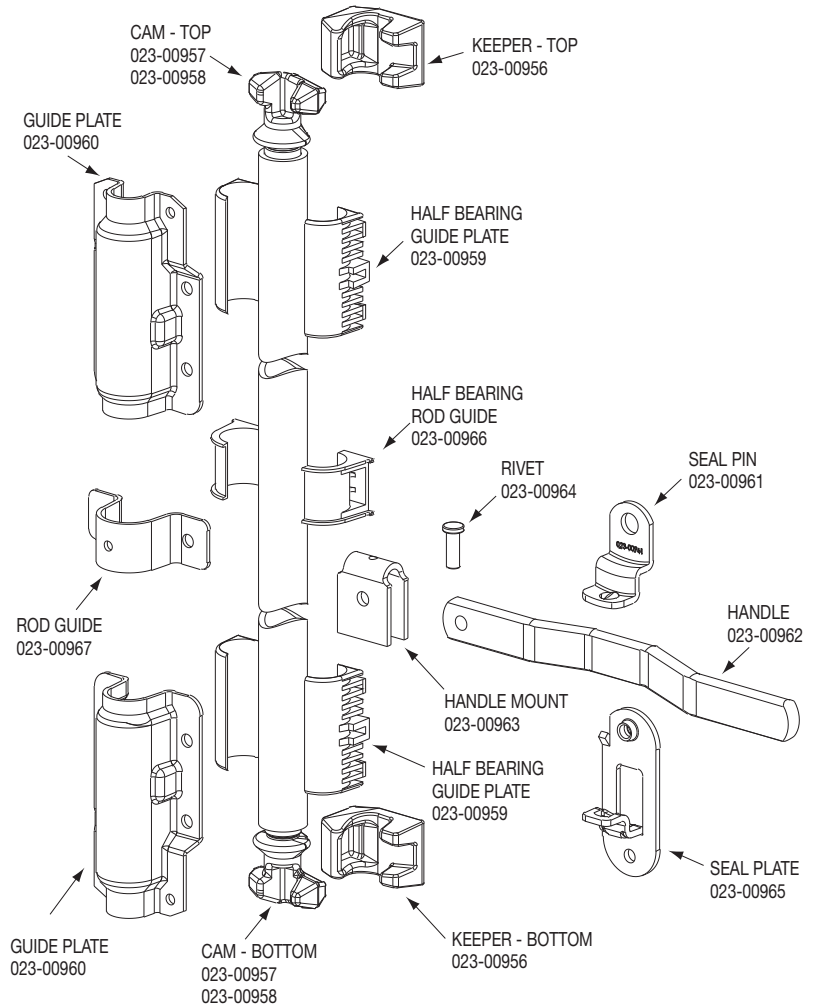
Latch Assembly, Door Seals

## **F** Miner Style Lockrod Packaged Set

### Features

- Packaged set includes, two keepers, two cams, four half bearing guide plates, two half bearing rod guides, two guide plates, rod guide, handle, handle mount, seal, plate, seal pin, and rivet
- Lock rod pipe is **NOT INCLUDED** in packaged set
- Lock rod pipe is .105" wall and galvanized

### Dimension Diagram



### Specifications

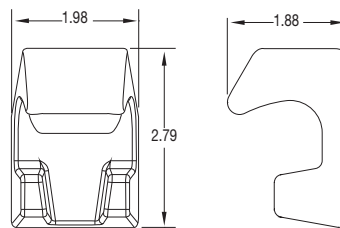
part no.	weight (lbs.)	pop. code	description	length	ID dia.	cross ref.
021-00312	13.25	A	packaged set	-	-	MN-DL-BU
023-00968	13.79	A	lock rod pipe	120.00"	1.12"	-

## **F** Miner Style Top and Bottom Keeper

### Features

- Hot-dip galvanized finish
- Part number represents one keeper

### Dimension Diagram



### Specifications

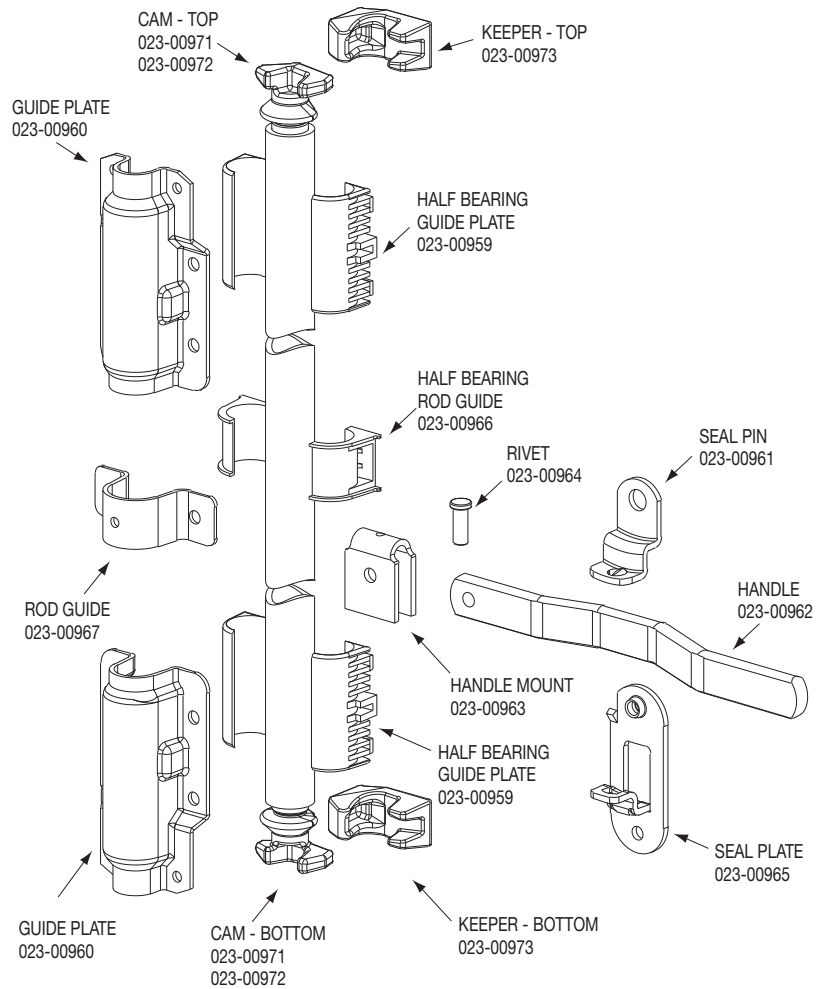
part no.	weight (lbs.)	pop. code	cross ref.
023-00956	1.05	A	MN-1064

## Miner Style (Narrow Version) Lockrod Packaged Set

### Features

- Packaged set includes, two keepers, two cams, four half bearing guide plates, two half bearing rod guides, two guide plates, rod guide, handle, handle mount, seal plate, seal pin, and rivet
- Lock rod pipe is NOT INCLUDED in packaged set
- Lock rod pipe is .105" wall and galvanized

### Dimension Diagram



### Specifications

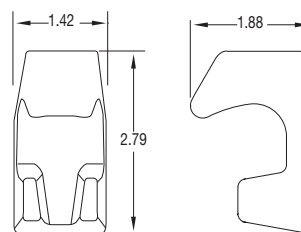
part no.	weight (lbs.)	pop. code	description	length	ID dia.	cross ref.
021-00313	12.25	A	packaged set	-	-	MN-DL-NH
023-00968	13.79	A	lock rod pipe	120.00"	1.12"	-

## Miner Style (Narrow Version) Top and Bottom Keeper

### Features

- Hot-dip galvanized finish
- Part number represents one keeper

### Dimension Diagram



### Specifications

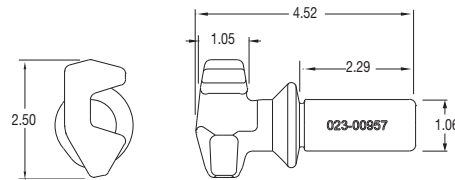
part no.	weight (lbs.)	pop. code	cross ref.
023-00973	1.05	A	MN-4140

## **F** Miner Style Top and Bottom Cams

### **F** Features

- Hot-dip galvanized finish

### Dimension Diagram



Left hand shown

### Specifications

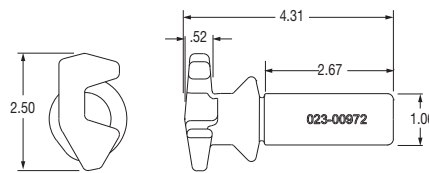
part no.	weight (lbs.)	pop. code	description	cross ref.
023-00957	1.35	A	left-hand	MN-4043
023-00958	1.35	A	right-hand	MN-4044

## **F** Miner Style (Narrow Version) Top and Bottom Cams

### **F** Features

- Hot-dip galvanized finish

### Dimension Diagram



Left hand shown

### Specifications

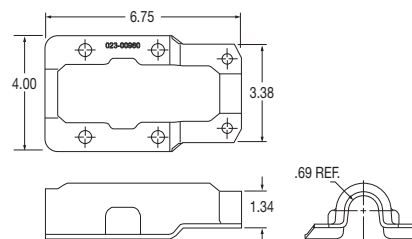
part no.	weight (lbs.)	pop. code	description	cross ref.
023-00972	1.35	A	left-hand	MN-4142
023-00971	1.35	A	right-hand	MN-4141

## **F** Miner Style Top and Bottom Guide Plate

### **F** Features

- Hot-dip galvanized finish
- Part number represents one guide plate

### Dimension Diagram



### Specifications


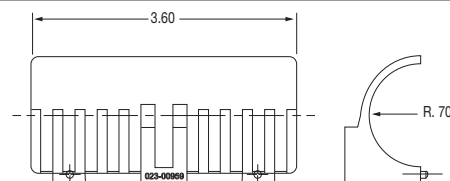
part no.	weight (lbs.)	pop. code	cross ref.
023-00960	1.46	A	MN-4207

## **F** Miner Style Top and Bottom Half Bearing Guide Plates

### **F** Features

- Black plastic
- Part number represents one guide plate

### Dimension Diagram



### Specifications

part no.	weight (lbs.)	pop. code	cross ref.
023-00959	0.06	A	MN-4042

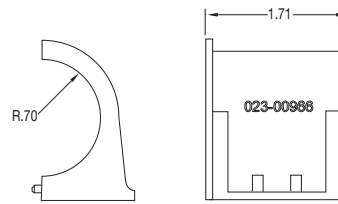


## FE Miner Style Half-Bearing Rod Guide

### Features

- Black plastic
- Part number represents one rod guide

### Dimension Diagram



### Specifications

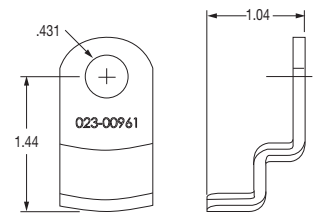
part no.	weight (lbs.)	pop. code	cross ref.
023-00966	0.35	A	MN-4006

## FE Miner Style Seal Pin

### Features

- Hot-dip galvanized finish

### Dimension Diagram



### Specifications

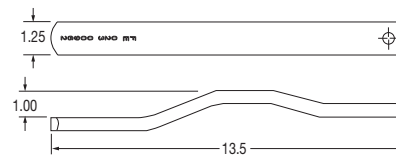
part no.	weight (lbs.)	pop. code	cross ref.
023-00961	0.24	A	MN-4012

## FE Miner Style Handle

### Features

- Hot-dip galvanized finish

### Dimension Diagram



### Specifications


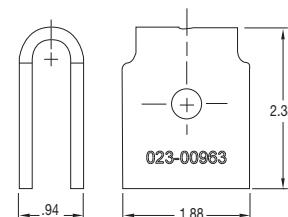
part no.	weight (lbs.)	pop. code	cross ref.
023-00962	2.27	A	MN-4090

## FE Miner Style Handle Mount

### Features

- Hot-dip galvanized finish

### Dimension Diagram



### Specifications

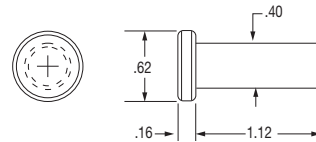
part no.	weight (lbs.)	pop. code	cross ref.
023-00963	0.45	A	MN-4208

## Miner Style Lock Handle Rivet

### Features

- Hot-dip galvanized finish

### Dimension Diagram



### Specifications

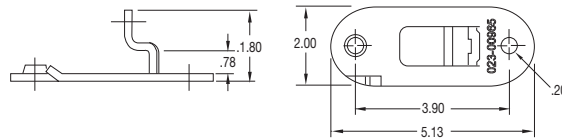
part no.	weight (lbs.)	pop. code	cross ref.
023-00964	0.06	A	MN-4049

## Miner Style Seal Plate

### Features

- Hot-dip galvanized finish

### Dimension Diagram



### Specifications

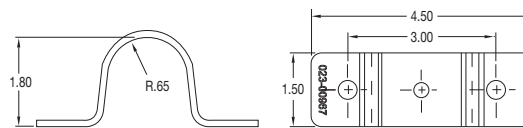
part no.	weight (lbs.)	pop. code	cross ref.
023-00965	0.47	A	MN-4011

## Miner Style Lock Rod Guide

### Features

- Hot-dip galvanized finish

### Dimension Diagram



### Specifications

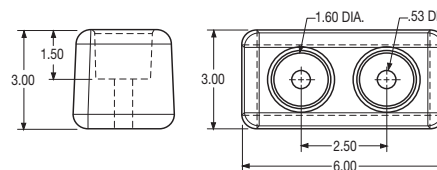
part no.	weight (lbs.)	pop. code	cross ref.
023-00967	0.37	A	MN-4005

## Trailer Dock Bumper

### Features

- Molded durable rubber compound
- Two .53" mounting holes

### Dimension Diagram



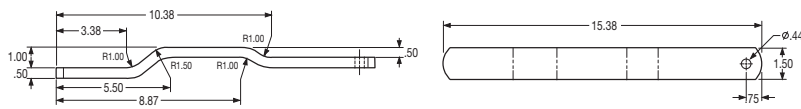
### Specifications

part no.	weight (lbs.)	pop. code
022-01409	2.64	A

## FE Pro-Par Style Handle

### Features

- Steel construction
- Zinc plated finish



### Specifications

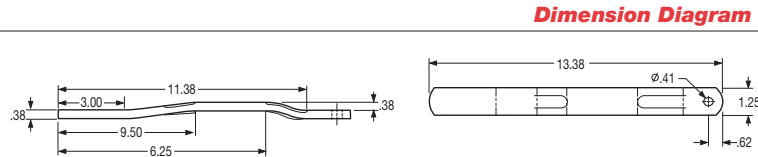
part no.	weight (lbs.)	pop. code	length (in.)	width (in.)	thickness (in.)	cross reference
023-00021	3.33	C	15.38	1.50	.50	Fruehauf #DCD-0292-1



## FE Eberhard Style Handle

### Features

- Steel construction
- Zinc plated finish



### Specifications

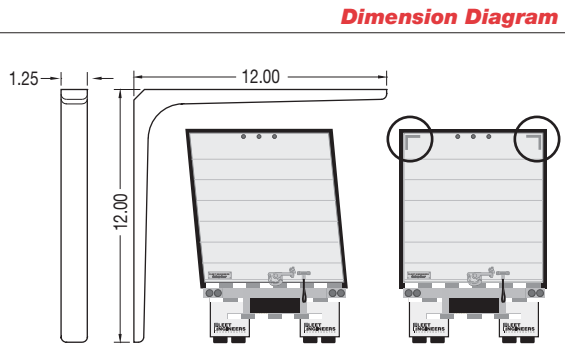
part no.	weight (lbs.)	pop. code	length (in.)	width (in.)	thickness (in.)	cross reference
023-00491	1.70	B	13.38	1.25	.38	Eberhard #1969-6X



## FE Corner Iron

### Features

- Perfect 90°, helps "square up" trailer
- 12" x 12" x 1-1/4" wide
- Forged steel construction
- Part number represents one piece



### Specifications

part no.	weight (lbs.)	pop. code
023-00975	4.85	A

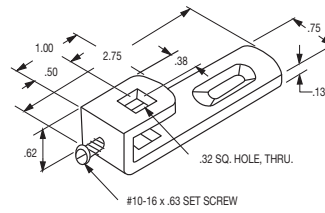


SD

Handles and Corner Iron

**F** **Cam Assembly****Features**

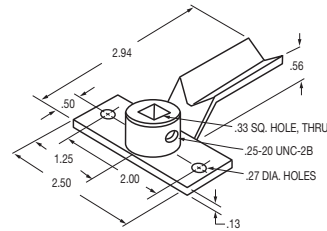
- Steel construction
- Zinc plated finish
- Set screw included

**Dimension Diagram****Specifications**

part no.	weight (lbs.)	popularity code	cross reference
021-00184	.10	C	Eberhard #5559

**F** **Retainer Cam Assembly****Features**

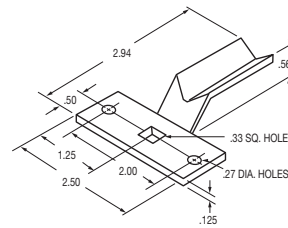
- Steel construction
- Zinc plated finish

**Dimension Diagram****Specifications**

part no.	weight (lbs.)	popularity code	cross reference
021-00217	.44	A	Austin #16 Special

**F** **Retainer Cam****Features**

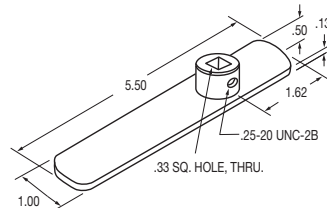
- Steel construction
- Zinc plated finish

**Dimension Diagram****Specifications**

part no.	weight (lbs.)	popularity code	cross reference
021-00256	.12	B	Austin #16

**F** **Latch Bar Assembly****Features**

- Steel construction
- Zinc plated finish

**Dimension Diagram****Specifications**

part no.	weight (lbs.)	popularity code	cross reference
021-00207	.30	A	similar to Austin #8702

# LASTS LONGER. LESS MAINTENANCE.



## The PolyTrak® Roll-Up Door



- ✓ Up to 40%  
Lighter than Wood  
Roll-up Doors
- ✓ More Durable than  
Wood Roll-up Doors
- ✓ Panels Do Not  
Fade, Chip, or Peel



Proudly made in the U.S.A.

See pages 11-12 or  
visit our website for more photos,  
information, and a video of  
PolyTrak® in action!



# Go Green

with

# Fleet Engineers



Look for the leaf coupled with the reason symbols throughout the catalog.



Aerodynamic



Lightweight



Recycled



**PolyTrak® Roll-up Door**  
Page 11




**Poly Quarter Fenders**  
Pages 93-96



**Spray Mate® Fenders**  
Page 114



**Spray Master® Fender**  
Page 122



**AeroFlap® Mud Flaps**  
Page 127



**Spray Master® Half Tandem**  
Page 119



**Air Slipper® Side Skirt**  
Page 155



**Trailer Belly Panel**  
Page 161



**Mud Flaps**  
Pages 127-128



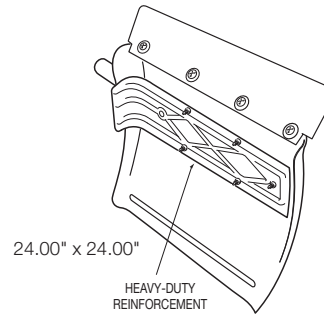
## **F** “Air Slipper” Quarter Fender Packaged Sets & Component Parts (Metal)



### Features

- Smooth surface with large radiused side flanges
- Heavy-duty reinforcement plate supports fender from the underside
- Universal fitting
- Pre-assembled for speedy installation
- Order mounts and top flaps separately
- Plain white poly, black poly, or black rubber flaps available
- Each fender packaged set includes one right and one left fender assembly with hanger clamps and hardware
- Individual fenders do not include hanger clamp and hardware

### Installation Diagram



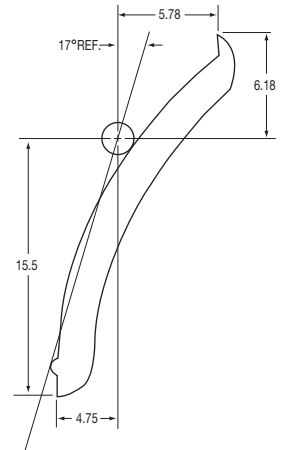
LEFT QUARTER FENDER (ROADSIDE)

### Specifications

part no.	weight (lbs.)	pop. code	description	construction
031-00400	31.80	A	packaged set	18 gauge black primed steel
031-00402	33.20	A	packaged set steel	18 gauge polished stainless steel
031-00404	23.90	A	packaged set	16 gauge aluminum
033-00849	16.00	A	one left (roadside) quarter fender	black primed steel
033-00850	16.00	A	one right (curbside) quarter fender	black primed steel
033-00853	11.00	A	one left (roadside) quarter fender	aluminum
033-00854	11.00	A	one right (curbside) quarter fender	aluminum
033-00855	17.50	A	one left (roadside) quarter fender	polished stainless steel
033-00856	17.50	A	one right (curbside) quarter fender	polished stainless steel
032-00223	.48	A	one hanger tube clamp	zinc plated steel
032-00224	.48	A	one hanger tube clamp	stainless steel
031-00200	.62	A	hardware pkg. set for 2 clamps, 5/8\"/>	

\*See plastic end cap chart on page 126 for additional information

patent #4,706,980

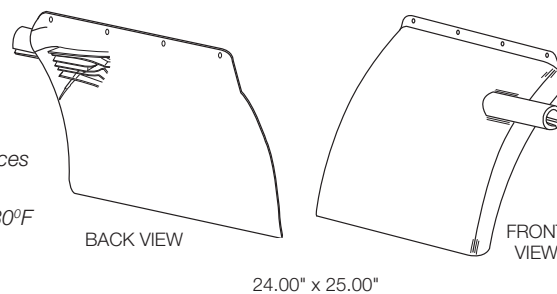


## **F** “Air Slipper Two” Quarter Fender Packaged Sets & Component Parts (Polypropylene Black Plastic)

### Features

- Re-design of the popular **one-piece injection molded** 1984 designed “Air Slipper” with textured surface and radiused side flanges
- Improved appearance and greater reinforcement on fender underside
- 25" width increases tire coverage and greatly reduces spray, stones, and other deflections
- Unaffected by heat and cold - range of -40°F to 130°F (-40°C to 55°C)
- Available with or without Fleet Engineers top flaps
- Universal fitting
- Fender packaged set includes one right and one left fender assembly with hanger clamps and hardware
- Individual fenders do not include hanger clamp and hardware

### Installation Diagram



LEFT QUARTER FENDER (ROADSIDE)

### Specifications

part no.	weight (lbs.)	pop. code	description	construction
031-00406	17.30	A	packaged set	black plastic
034-00731	7.00	A	one left (roadside) quarter fender	black plastic
034-00732	7.00	A	one right (curbside) quarter fender	black plastic
032-00285	.50	A	one hanger tube clamp	zinc plated steel
031-00200	.62	A	hardware pkg. set for 2 clamps, 5/8\"/>	



patent #4,740,003

**F** Quarter Fender Packaged Sets & Component Parts

## **F** “Air Slipper” and “Air Slipper Two” Quarter Fender “COMBO” Packaged Sets



### Features

- Each “COMBO” packaged set includes one regular quarter fender packaged set, one white top flap with the red and black Fleet Engineers logo, and top flap hardware packaged set
- “COMBO” packaged sets are only stocked at the Muskegon facility

### Specifications

part no.	weight (lbs.)	pop. code	fender description	top flap hardware
031-00747	34.40	A	polished stainless steel	S.S. hardware
031-00921	33.00	A	black primed steel	zinc hardware
031-00923	25.10	A	aluminum	zinc hardware
031-00924	18.50	A	black plastic	zinc hardware



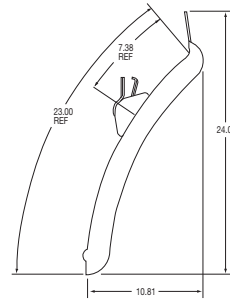
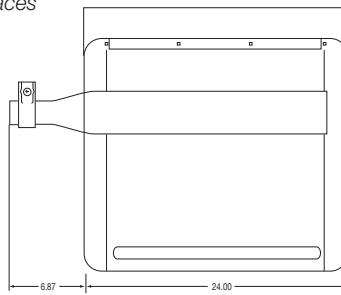
LEFT QUARTER FENDER (ROADSIDE)

## **F** “Air Slipper” Quarter Fender Packaged Sets & Component Parts (Triangle Mount)

### Features

- Triangle tube design requires no cradle or braces
- Hidden mounting bolts create clean, uncluttered appearance
- 18 gauge 430 polished stainless steel
- Pre-assembled for speedy installation
- Full 24.00" x 24.00" fender size
- Each fender pkg. set includes one right and one left fender with hanger clamps and hardware, white top flaps with the red and black Fleet Engineers logo, and top flap hardware
- Individual fenders do not include hanger clamp, hanger clamp hardware, top flap and hardware

### Installation Diagram



RIGHT QUARTER FENDER (CURBSIDE)

### Specifications

part no.	weight (lbs.)	pop. code	description	construction
031-00419	29.04	A	packaged set	stainless steel
033-05185	13.29	A	one left (roadside) quarter fender	stainless steel
033-05186	13.29	A	one right (curbside) quarter fender	stainless steel
032-00224	.48	A	one hanger clamp	stainless steel
031-00200	.62	A	hardware pkg. set for 2 clamps, 5/8" bolts/nuts	zinc plated steel




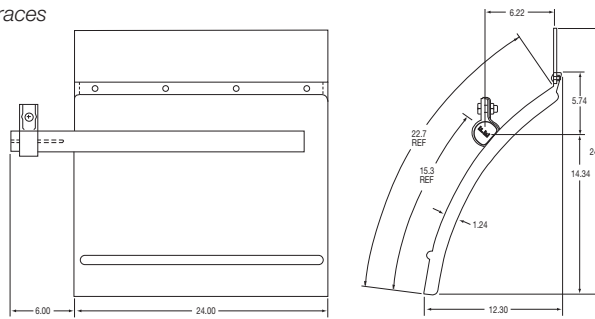
# **F** Standard Quarter Fender Packaged Sets & Component Parts (Metal)



## Features

- Flattened tube design requires no cradle or braces
- Hidden mounting bolts create clean, uncluttered appearance
- Reinforcement strap on underside of fender
- Pre-assembled for speedy installation
- Order mounts separately
- Full 24.00" x 24.00" fender size
- Each fender pkg. set includes one right and one left fender with hanger clamps and hardware, white top flaps with the red and black Fleet Engineers logo, and top flap hardware
- Individual fenders do not include hanger clamp, top flap and hardware

## Installation Diagram



LEFT QUARTER FENDER (ROADSIDE)

## Specifications

part no.	weight (lbs.)	pop. code	description	construction	top flap hardware	cross reference
031-01070	29.38	A	packaged set	18 ga. 430 polished s.s.	s.s.	1585B-KIT, N100SSNM, SS100B2, 523000
031-01071	31.01	A	packaged set	18 ga. black primed steel	zinc	1590B-KIT, N100PNM, SP100B2, 503000
031-01072	21.99	A	packaged set	16 ga. aluminum	s.s.	1580B-KIT, SA100B2
033-00208	15.50	A	one roadside fender	18 ga. polished s.s.	s.s.	
033-00209	15.50	A	one curbside fender	18 ga. polished s.s.	s.s.	
033-00210	16.70	A	one roadside fender	18 ga. black primed steel	zinc	
033-00211	16.70	A	one curbside fender	18 ga. black primed steel	zinc	
033-00212	11.40	A	one roadside fender	16 ga. aluminum	s.s.	
033-00213	11.40	A	one curbside fender	16 ga. aluminum	s.s.	
032-00223	.48	A	one hanger tube clamp	zinc plated steel		
032-00224	.48	A	one hanger tube clamp	stainless steel		
031-00200	.62	A	hardware pkg. set for clamps w-5/8" bolt/nut	zinc plated steel		
031-01278	.07	A	end cap pkg. set (pair)*	black polypropylene		

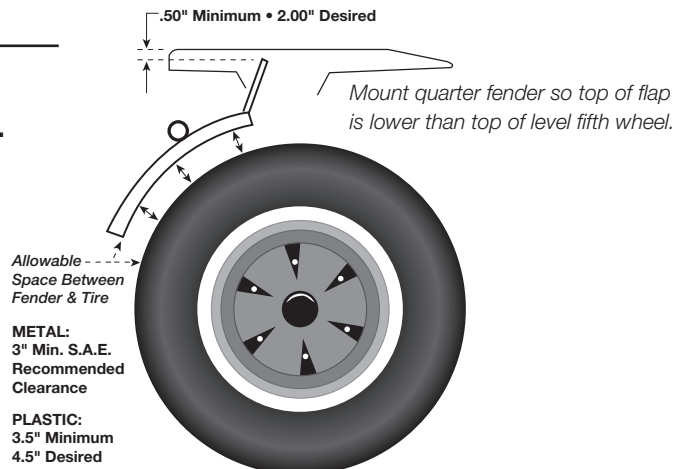
\*See plastic end cap chart on page 126 for additional information

## Quarter Fender Mounting Instructions

**Recommended quarter fender mounting will result in maximum fender & top flap product life.**

50-foot pounds of torque is needed on the steel clamp and 75 foot pounds of torque is needed on the stainless clamp. This torque is to be applied to the nut instead of the bolt. When this torque is applied, the flange end of the clamp should touch.

INS-97001



**F** Quarter Fender Packaged Sets & Component Parts

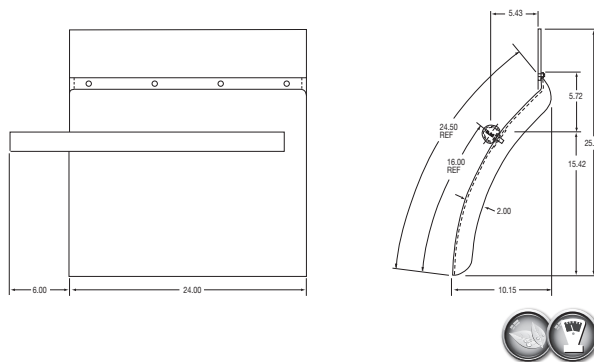


## **F** Standard Quarter Fender Packaged Set & Component Parts (Polypropylene Black Plastic)

### Features

- Full 24" x 24" fender size
- Packaged set includes one right and one left fender with hanger clamps and hardware, white top flaps with the red and black Fleet Engineers logo, and zinc top flap hardware
- Order mounts separately
- Individual fenders do not include hanger clamp, top flap, and hardware

### Installation Diagram



### Specifications

part no.	weight (lbs.)	pop. code	description	cross reference
031-01636	18.30	A	packaged set	1900-KIT, 203000, 5060-2
033-05173	7.50	A	one right (curbside) quarter fender	-
033-05174	7.50	A	one left (roadside) quarter fender	-
032-00223	.48	A	one hanger tube clamp	-
031-00200	.62	A	hardware pkg. set for clamp w-5/8" bolt/nut	-
031-01278	.07	A	end cap pkg. set (pair)* black polypropylene	-

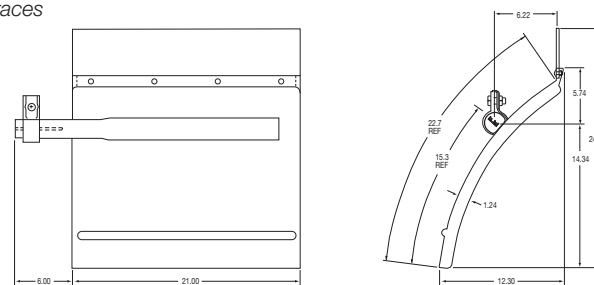
\*See plastic end cap chart on page 126 for additional information

## **F** Standard Quarter Fender Packaged Sets & Component Parts (For 19.5" Wheels)

### Features

- Flattened tube design requires no cradle or braces
- Hidden mounting bolts create clean, uncluttered appearance
- Reinforcement strap on underside of fender
- Full 21.00" x 24.00" fender size
- Pre-assembled for speedy installation
- Each fender pkg. set includes one right and one left fender with hanger clamps and hardware, white top flaps with the red and black Fleet Engineers logo, and top flap hardware
- Order mounts separately
- Individual fenders do not include hanger clamp, hanger clamp hardware, top flap, and hardware

### Installation Diagram



### Specifications

part no.	weight (lbs.)	pop. code	description	construction	cross reference
031-01635	24.50	A	packaged set	18 ga. polished s.s.	2105
033-00218	11.50	A	one left (roadside) fender	18 ga. polished s.s.	-
033-00219	11.50	A	one right (curbside) fender	18 ga. polished s.s.	-
032-00224	.48	A	one hanger tube clamp	stainless steel	-
031-00200	.62	A	hardware pkg. set for clamps w-5/8" bolt/nut	zinc plated steel	-
031-01278	.07	A	end cap pkg. set (pair)*	black polypropylene	-

\*See plastic end cap chart on page 126 for additional information

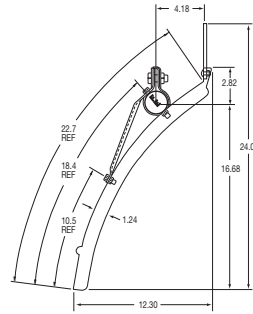
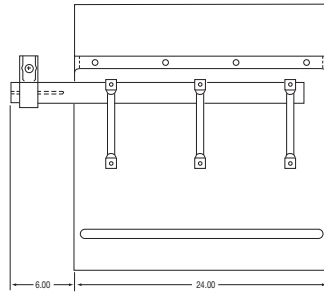
## Low Mount Standard Quarter Fender Packaged Sets



### Features

- For applications where additional overhead clearance is required
- Pre-assembled for speedy installation
- Each fender pkg. set includes one right and one left fender with hanger clamps and hardware, white top flaps with the red and black Fleet Engineers logo, and top flap hardware
- Individual fenders do not include hanger clamp, top flap, and hardware

### Installation Diagram



LEFT QUARTER FENDER (ROADSIDE)

### Specifications

part no.	weight (lbs.)	pop. code	description	construction	hdw	top flap cross reference
031-01074	29.73	B	packaged set	18 ga. polished s.s.	s.s.	1585LM-KIT
031-01092	23.00	B	packaged set	aluminum	s.s.	1580LM-KIT
033-00214	14.27	B	one roadside fender	18 ga. polished s.s.	s.s.	
033-00215	14.27	B	one curbside fender	18 ga. polished s.s.	s.s.	
033-00216	12.00	B	one roadside fender	aluminum	s.s.	
033-00217	12.00	B	one curbside fender	aluminum	s.s.	
032-00223	.48	A	one hanger clamp	zinc plated steel		
032-00224	.48	A	one hanger clamp	stainless steel		
031-00200	.62	A	hdw. pkg. set for 2 clamps, 5/8" bolts/nuts	zinc plated steel		
031-01277	.07	A	end cap pkg. set (pair)*	black polypropylene		

\*See plastic end cap chart on page 126 for additional information

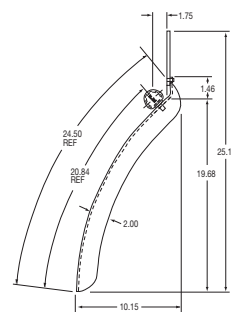
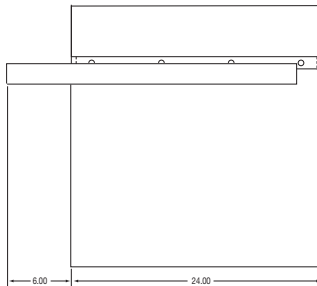


## Low Mount Standard Quarter Fender Packaged Set & Component Parts (Polypropylene Black Plastic)

### Features

- For applications where additional overhead clearance is required
- Full 24" x 24" fender size
- Packaged set includes one right and one left fender with hanger clamps and hardware, white top flaps with the red and black Fleet Engineers logo, and zinc top flap hardware
- Order mounts separately
- Individual fenders do not include hanger clamp, top flap, and hardware

### Installation Diagram



### Specifications

part no.	weight (lbs.)	pop. code	description	cross reference
031-01637	18.30	A	packaged set	-
033-05175	7.50	A	one right (curbside) quarter fender	022-58857-001, A22-58858-001
033-05176	7.50	A	one left (roadside) quarter fender	022-58857-000, A22-58858-000
032-00223	.48	A	one hanger tube clamp	-
031-00200	.62	A	hardware pkg. set for clamp with 5/8" bolt/nut - zinc plated steel	-
031-01278	.07	A	end cap pkg. set (pair)* black polypropylene	-

\*See plastic end cap chart on page 126 for additional information

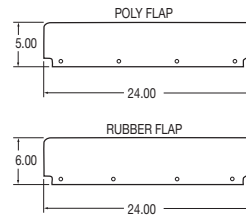


## **F** Top Flap Packaged Sets (Plain)

### Features

- Flap pkg. sets contain two top flaps and flap hardware pkg. set
- Made of .12" thick durable poly blend material
- Your choice of stainless or zinc plated steel mounting hardware
- Hardware packaged sets includes eight nuts, eight bolts, and eight washers

### Dimension Diagram



### Specifications for Plain Flaps

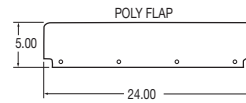
pkg. set part no.	individual flap part no.	pkg. set weight (lbs.)	pop. code	description	hardware construction	flap color
031-00301	033-00011	3.70	A	plain rubber	stainless steel	black
031-00311	033-00422	1.20	A	plain poly blend	stainless steel	white
031-00320	033-00430	1.20	A	plain poly blend	stainless steel	black
031-00242	033-00011	3.70	A	plain rubber	zinc plated steel	black
031-00252	033-00422	1.20	A	plain poly blend	zinc plated steel	white
031-00261	033-00430	1.20	A	plain poly blend	zinc plated steel	black

## **F** Top Flap Packaged Sets (OEM Logo)

### Features

- Flap pkg. sets contain two top flaps and flap hardware pkg. set
- Made of .12" thick durable poly blend material
- Mylar hot stamping process assures long life of lettering and trademarks
- OEM logos available only through respective dealers
- Your choice of stainless or zinc plated steel mounting hardware
- Hardware pkg. set includes eight nuts, eight carriage bolts, and eight washers in a plastic bag

### Dimension Diagram



### Specifications for OEM Logo Poly Flaps

pkg. set part no.	individual flap part no.	pkg. set weight (lbs.)	pop. code	description	hardware construction	flap color	logo color
031-00302	033-00405	1.20	A	Fleet Engineers	stainless steel	white	black/red
031-00304	033-00410	1.20	A	Freightliner	stainless steel	white	black
031-00305	033-00411	1.20	A	Peterbilt	stainless steel	white	red
031-00306	033-00412	1.20	A	International	stainless steel	white	black
031-00309	033-00417	1.20	A	Kenworth	stainless steel	white	red
031-00315	033-00420	1.20	A	Fleetrite	stainless steel	white	black
031-00317	033-00426	1.20	B	Autocar	stainless steel	black	white
031-00319	033-00432	1.20	A	Western Star	stainless steel	white	black
031-00323	033-00436	1.20	A	White-GMC	stainless steel	white	blue
031-00931	033-00441	1.20	A	Volvo	stainless steel	white	blue
031-00962	033-04234	1.20	A	Mack	stainless steel	white	black
031-00964	033-04235	1.20	A	Mack	stainless steel	black	gray
031-00980	033-04243	1.20	A	Sterling	stainless steel	white	black
031-00243	033-00405	1.20	A	Fleet Engineers	zinc plated steel	white	black/red
031-00245	033-00410	1.20	A	Freightliner	zinc plated steel	white	black
031-00246	033-00411	1.20	A	Peterbilt	zinc plated steel	white	red
031-00247	033-00412	1.20	A	International	zinc plated steel	white	black
031-00250	033-00417	1.20	A	Kenworth	zinc plated steel	white	red
031-00256	033-00420	1.20	A	Fleetrite	zinc plated steel	white	black
031-00258	033-00426	1.20	B	Autocar	zinc plated steel	black	white
031-00260	033-00432	1.20	A	Western Star	zinc plated steel	white	black
031-00264	033-00436	1.20	B	White-GMC	zinc plated steel	white	blue
031-00932	033-00441	1.20	A	Volvo	zinc plated steel	white	blue
031-00961	033-04234	1.20	A	Mack	zinc plated steel	white	black
031-00963	033-04235	1.20	A	Mack	zinc plated steel	black	gray
031-00981	033-04243	1.20	A	Sterling	zinc plated steel	white	black



## F Top Flap Bulk Kits (Custom)

### Features

- Flap kits contain two top flaps and flap hardware package set
- Made of .12" thick durable poly blend material
- Mylar hot stamping process assures long life of lettering and trademarks
- Your choice of stainless or zinc plated steel mounting hardware
- Hardware packaged sets includes eight nuts, eight bolts, and eight washers

### Dimension Diagram



### Specifications for Custom Poly Flaps

bulk kit part no.	individual flap part no.	bulk kit weight (lbs.)	pop. code	description	hardware construction	flap color
031-AC262	031-AC262	n/a	N/A	initial order set-up charge	n/a	n/a
031-00262-	033-00434-	1.20	C	top flap	zinc plated steel	white
031-00263-	033-00435-	1.20	C	top flap	zinc plated steel	black
031-00321-	033-00434-	1.20	C	top flap	stainless steel	white
031-00322-	033-00435-	1.20	C	top flap	stainless steel	black

## F Top Flap Hardware Packaged Sets

### Features

- For use with plain, custom, or OEM logo flaps
- Your choice of stainless or zinc plated steel
- Includes eight nuts, eight carriage bolts, and eight washers in a plastic bag

### Specifications for Flap Hardware

part no.	weight (lbs.)	popularity code	description	hardware construction
031-00414	.30	A	flap hardware	zinc plated steel
031-00415	.30	A	flap hardware	stainless steel

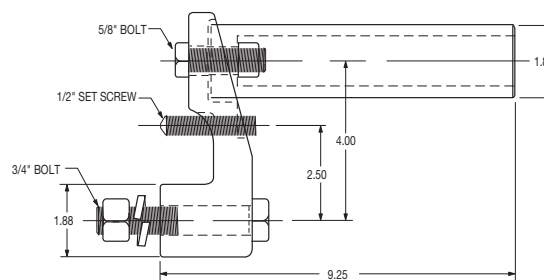


## F PivotBar® Packaged Sets & Component Parts

### Features

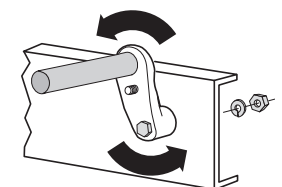
- Greatly assists in properly mounting quarter fenders where needed
- Can be used with most brands of quarter fenders
- Stout casting with E-coat finish
- Offset of 4.00" for 360° of rotation
- Complete package set includes two adapters, adapter to chassis hardware, two jamming screws, two post mounts, and adapter to post mount hardware
- Standard package set includes two adapters, adapter to chassis hardware, and two jamming screws

### Installation Diagram



### Specifications

part no.	weight (lbs.)	pop. code	description
031-01586	9.05	A	standard PivotBar® packaged set
031-01587	10.91	A	complete PivotBar® packaged set (includes post mounts)
033-04730	3.61	A	individual PivotBar®
031-01219	1.56	A	adapter to chassis and two jamming screws hardware pkg. set
031-01220	.62	A	adapter to post mount hardware packaged set



U. S. Patent #6,471,228  
CAN. Patent #2,328,682

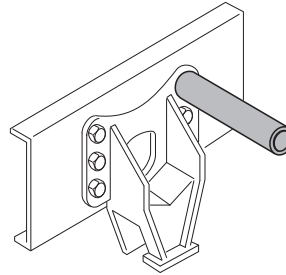
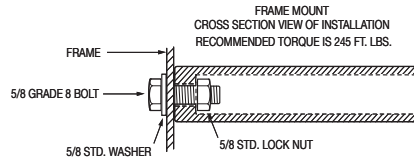
## Post Mount Socket Bulk Kit & Component Parts



### Features

- Cast steel construction
- Black primer finish
- For independent post mounting
- Bolts directly to frame or suspension using present vehicle hardware
- 8.00" long for added strength and durability
- Hardware not included
- Bulk kit contains two post mount sockets

### Installation Diagram



### Specifications

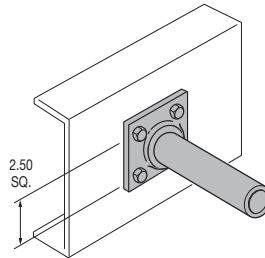
part no.	weight (lbs.)	popularity code	description	cross reference
031-00235	4.00	A	bulk kit	-
032-00199	2.00	A	one post mount socket	1600-15M

## Side Mount Socket Bulk Kit & Component Parts

### Features

- Steel construction
- Black primer finish
- For independent side mounting
- Bolts directly to frame
- 8.00" long for added strength and durability
- Bulk kit contains two side mount sockets
- Mounting plate 3.75" x 3.75"

### Installation Diagram



### Specifications

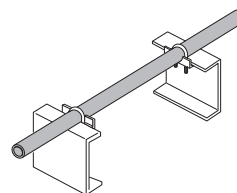
part no.	weight (lbs.)	popularity code	description	cross reference
031-00234	5.00	A	bulk kit	-
032-00194	2.50	A	one side mount socket	1600-11M

## Cross Mount Tube Bulk Kit & Component Parts

### Features

- Steel construction
- Black primer finish
- For heavy-duty, over-the-frame mounting
- 50.00" long for added strength and durability
- Bulk kit contains one cross mount tube and all mounting hardware
- Hardware packaged set consists of mounting brackets, u-bolts, and nuts.

### Installation Diagram



### Specifications

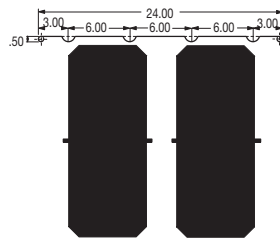
part no.	weight (lbs.)	popularity code	description
031-00233	8.97	A	complete bulk kit
032-00203	7.42	A	one cross tube
031-00199	1.55	A	hardware packaged set



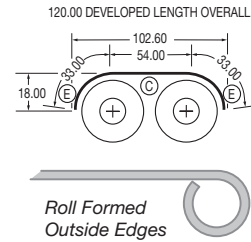
## Standard-Duty Double Radius Tandem Fenders

### Features

- Ribbed for extra strength
- Roll formed outside edges in a tight radius which gives it extra rigidity and smoothness. No other fender in the industry has this feature



### Dimension Diagram



### Specifications

part no. (2 fenders)	weight (lbs.)	pop. code	construction	recommended mount package sets for pair	part no. (1 fender)
034-01312	89.13	A	18 gauge 430 polished stainless steel	two end (E) and one center (C)	034-01366
034-01313	39.25	A	16 gauge aluminum	two end (E) and one center (C)	034-01367
034-01314	85.50	A	18 gauge black primed steel	two end (E) and one center (C)	034-01368
034-01315	85.50	A	18 gauge galvanized steel	two end (E) and one center (C)	034-01369

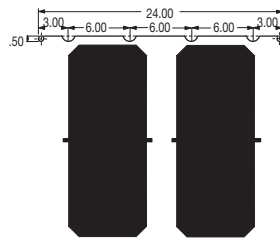
Please contact Fleet Engineers for your custom tandem fender needs

Mounts not included - for a variety of tandem mount options, refer to pages 105-111

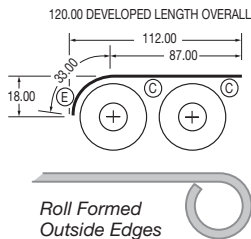
## Standard-Duty Single Radius Tandem Fenders

### Features

- Ribbed for extra strength
- Roll formed outside edges in a tight radius which gives it extra rigidity and smoothness. No other fender in the industry has this feature



### Dimension Diagram



### Specifications

part no. (2 fenders)	weight (lbs.)	pop. code	construction	recommended mount package sets for pair	part no. (1 fender)
034-01316	89.13	A	18 gauge 430 polished stainless steel	one end (E) and two center (C)	034-01362
034-01317	39.25	A	16 gauge aluminum	one end (E) and two center (C)	034-01363
034-01318	85.50	A	18 gauge black primed steel	one end (E) and two center (C)	034-01364
034-01319	85.50	A	18 gauge galvanized steel	one end (E) and two center (C)	034-01365

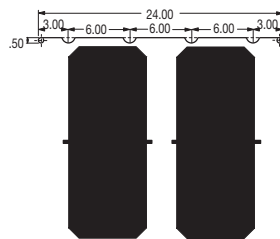
Please contact Fleet Engineers for your custom tandem fender needs

Mounts not included - for a variety of tandem mount options, refer to pages 105-111

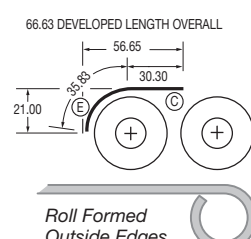
## Standard-Duty Half Tandem Fenders

### Features

- Ribbed for extra strength
- Roll formed outside edges in a tight radius which gives it extra rigidity and smoothness. No other fender in the industry has this feature.



### Dimension Diagram



### Specifications

part no. (2 fenders)	weight (lbs.)	pop. code	construction	recommended mount package sets for pair	part no. (1 fender)
034-01320	49.52	A	18 gauge 430 polished stainless steel	one end (E) and one center (C)	034-01352
034-01321	21.76	A	16 gauge aluminum	one end (E) and one center (C)	034-01353
034-01322	47.75	A	18 gauge black primed steel	one end (E) and one center (C)	034-01354
034-01323	47.75	A	18 gauge galvanized steel	one end (E) and one center (C)	034-01355

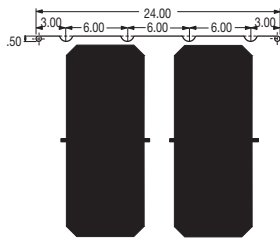
Please contact Fleet Engineers for your custom tandem fender needs

Mounts not included - for a variety of tandem mount options, refer to pages 105-111

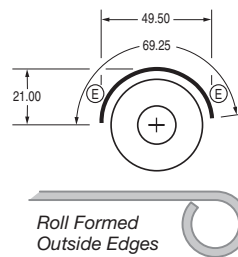
## Standard-Duty Full Round Tandem Fenders

### Features

- Ribbed for extra strength
- Roll formed outside edges in a tight radius which gives it extra rigidity and smoothness. No other fender in the industry has this feature.



### Dimension Diagram



### Specifications

part no. (2 fenders)	weight (lbs.)	pop. code	construction	recommended mount package sets for pair	part no. (1 fender)
034-01324	51.86	A	18 gauge 430 polished stainless steel	two end (E)	034-01356
034-01325	24.78	A	16 gauge aluminum	two end (E)	034-01357
034-01326	50.00	A	18 gauge black primed steel	two end (E)	034-01358
034-01327	50.00	A	18 gauge galvanized steel	two end (E)	034-01359

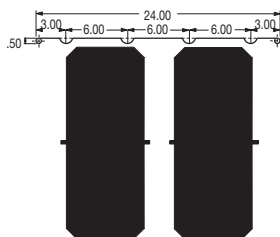
Please contact Fleet Engineers for your custom tandem fender needs

Mounts not included - for a variety of tandem mount options, refer to pages 105-111

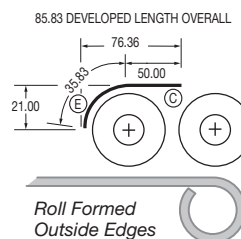
## Standard-Duty Half Tandem Fenders (Extra Long)

### Features

- Ribbed for extra strength
- Roll formed outside edges in a tight radius which gives it extra rigidity and smoothness. No other fender in the industry has this feature.



### Dimension Diagram



### Specifications

part no. (2 fenders)	weight (lbs.)	pop. code	construction	recommended mount package sets for pair	part no. (1 fender)
034-01497	64.26	A	18 gauge 430 polished stainless steel	one end (E) and one center (C)	034-01472
034-01498	28.26	A	16 gauge aluminum	one end (E) and one center (C)	034-01473
034-01499	61.97	A	18 gauge black primed steel	one end (E) and one center (C)	034-01474
034-01500	61.97	A	18 gauge galvanized steel	one end (E) and one center (C)	034-01475

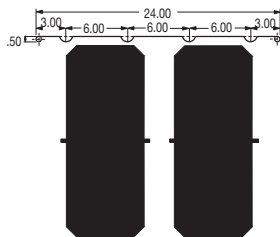
Please contact Fleet Engineers for your custom tandem fender needs

Mounts not included - for a variety of tandem mount options, refer to pages 105-111


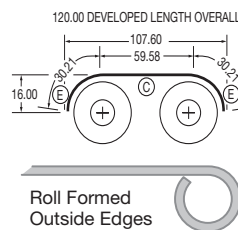
## Standard-Duty Double Radius Tandem Fenders (Extra Long)

### Features

- Ribbed for extra strength
- Roll formed outside edges in a tight radius which gives it extra rigidity and smoothness. No other fender in the industry has this feature.



### Dimension Diagram



### Specifications

part no. (2 fenders)	weight (lbs.)	pop. code	construction	recommended mount package sets for pair	part no. (1 fender)
034-01493	94.24	A	18 gauge 430 polished stainless steel	two end (E) and one center (C)	034-01453
034-01494	40.72	A	16 gauge aluminum	two end (E) and one center (C)	034-01454
034-01495	89.74	A	18 gauge black primed steel	two end (E) and one center (C)	034-01455
034-01496	89.74	A	18 gauge galvanized steel	two end (E) and one center (C)	034-01456

Please contact Fleet Engineers for your custom tandem fender needs

Mounts not included - for a variety of tandem mount options, refer to pages 105-111

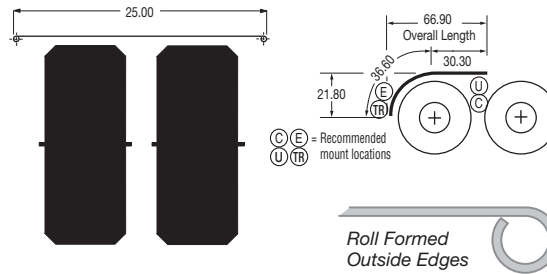




## FE Smooth Skin Half Tandem Fenders

### Features

- Radius ends reduce crackage problem on flared outside edges
- Roll formed outside edges in a tight radius which gives it extra rigidity and smoothness. No other fender in the industry has this feature.



### Specifications

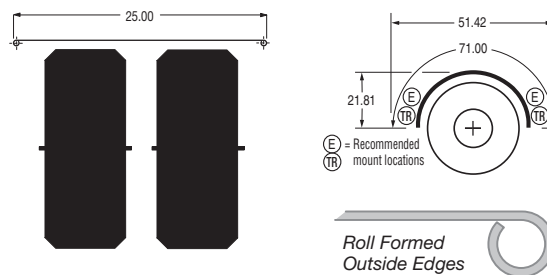
part no. (2 fenders)	weight (lbs.)	pop. code	construction	recommended mount package sets for pair	part no. (1 fender)
034-02240	62.04	A	16 gauge 430 polished stainless steel	one end (E) or (TR) and one center (C) or (U)	034-02220

**Mounts not included - for a variety of tandem mount options, refer to pages 105-111**

## FE Smooth Skin Full Round Tandem Fenders

### Features

- Radius ends reduce crackage problem on flared outside edges
- Roll formed outside edges in a tight radius which gives it extra rigidity and smoothness. No other fender in the industry has this feature.



### Specifications

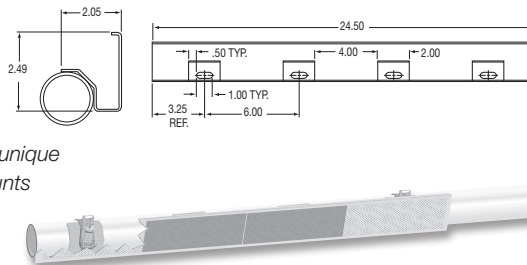
part no. (2 fenders)	weight (lbs.)	pop. code	construction	recommended mount package sets for pair	part no. (1 fender)
034-02241	65.76	A	16 gauge 430 polished stainless steel	two end (E) or (TR)	034-02221

**Mounts not included - for a variety of tandem mount options, refer to pages 105-111**

## FE Universal Conspicuity End Mount Plate Packaged Set

### Features

- DOT-C2 reflective tape adhered to plate meets requirements of the conspicuity law
- Easily installed on most metal or plastic tandem fenders
- Package set includes two plates and hardware
- Hardware packaged set includes two stainless steel unique swivel action clamps that fit both round and flat mounts
- Use roadside or curbside
- Fender in photo not included - example only



### Specifications

patent #6,431,605

part no.	weight (lbs.)	pop. code	description	application	construction
031-01583	1.75	A	packaged set	roadside or curbside	aluminum plate w/ reflective tape
033-04269	0.62	A	one bracket	roadside or curbside	aluminum plate w/ reflective tape
031-01585	0.13	A	hardware pkg. set	stainless steel	

•NOTE: The tandem mounting support brackets and the various models of tandem fenders are purposely not pre-drilled on top because of the many vehicle variations and side frame clearance problems. Drilling specifically to match the application offers the most flexibility of mounting options without defacing the fenders or weakening the mounts with unnecessary holes.

\*See plastic end cap chart on page 126 for additional information

F

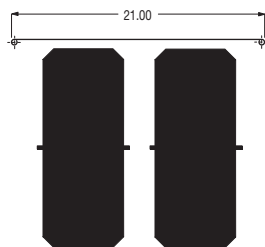
Smooth Skin Fenders & Conspicuity Plate

## Smooth Skin Full Round Tandem Fenders for 19.50" Wheel Applications


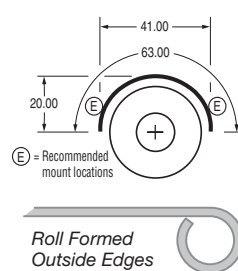


### Features

- Radius ends reduce cracking problem on flared outside edges
- Roll formed outside edges in a tight radius which gives it extra rigidity and smoothness. No other fender in the industry has this feature.
- Use mount #031-01645 (below)



### Dimension Diagram



### Specifications

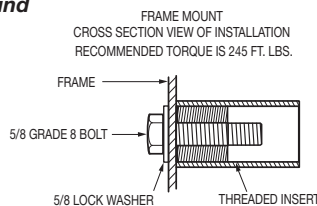
part no. (2 fenders)	weight (lbs.)	pop. code	construction	recommended mount package sets for pair	part no. (1 fender)
034-02212	42.00	A	18 gauge 430 polished stainless steel	two end (E)	034-02213

**Mounts not included - use mount #031-01645 (below)**

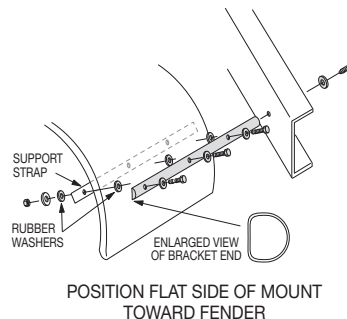
## End Mount Packaged Set for 19.50" Wheel Application Smooth Skin Fender (E)

### Features

- Used with Smooth Skin Full Round Tandem Fender part number 034-02212 only
- Flush mount design results in more bearing surface
- Stainless steel construction
- Rubber washer positioned between bracket and fender
- Use single mounting hole or one of the existing suspension casting holes and bolts for installation
- Packaged set includes two mounting brackets, end caps\*, and fender-to-bracket and bracket-to-chassis frame hardware



### Installation Diagram

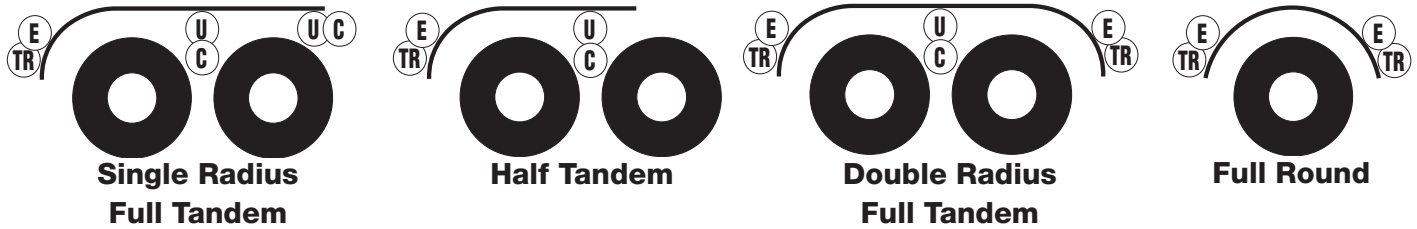


### Specifications

part no.	weight (lbs.)	pop. code	description	construction
031-01645	15.95	A	packaged set	stainless steel

•NOTE: The tandem mounting support brackets and the various models of tandem fenders are purposely not pre-drilled on top because of the many vehicle variations and side frame clearance problems. Drilling specifically to match the application offers the most flexibility of mounting options without defacing the fenders or weakening the mounts with unnecessary holes.

\*See plastic end cap chart on page 126 for additional information



**SELECTION PROCESS:**

1. Determine fender type
2. Determine mount locations and quantity needed\*
3. Determine mount type (straight or offset)
4. Determine tube finish

X-FLEX Packaged Sets Includes everything needed to mount fenders*					MOUNT TYPE	
					TR	U
					Top Radius	Under
<b>031-01234</b>	X-FLEX® straight mount-TR	Vibrowedge®	straight	RoadKote® (black E-coat)	•	
<b>031-01235</b>	X-FLEX® straight mount-TR	Vibrowedge®	straight	stainless steel	•	
<b>031-01226</b>	X-FLEX® Multi-Mount-U	Iso-Blox®	multi-adj. offset	RoadKote® (black E-coat)		•
<b>031-01227</b>	X-FLEX® Multi-Mount-TR	Vibrowedge®	multi-adj. offset	RoadKote® (black E-coat)	•	
<b>031-01228</b>	X-FLEX® Multi-Mount-TR	Vibrowedge®	multi-adj. offset	stainless steel	•	
<b>031-01238</b>	X-FLEX® PivotBar-TR	Vibrowedge®	fixed offset	RoadKote® (black E-coat)	•	
<b>031-01239</b>	X-FLEX® PivotBar-TR	Vibrowedge®	fixed offset	stainless steel	•	

\* Important: Each part number represents TWO mounts of ONE designation (TR, or U)

X-FLEX Vibro-Isolators Mounts NOT included		
<b>031-00096</b>	X-FLEX® Vibrowedge® - Radius	•
<b>031-01208</b>	X-FLEX® Iso-Blox®	•
<b>031-01209</b>	X-FLEX® Iso-Blox® Xtend-a-pad - must be used with 031-01208	•

NOTE: This application guide is intended to be a general guide to help the installer. Because of the large number of possible mounting configurations, the installer is responsible for the ultimate installation design. Any modifications to the product are at the discretion, responsibility, and risk of the installer. These kits may not fit all truck models or types of suspensions. Check the truck manufacturer for suspension movement specifications.

For mounting on top of fender (flat applications) or other mounting applications, contact the Fleet Engineers Engineering Department.

<p><b>X-FLEX® Straight Mount - TR</b></p> <p>With VibroWedge® Isolator Part # 031-01234, 031-01235</p> <p>U.S. Patent #6,648,373</p>	<p><b>X-FLEX® Multi-Mount-U</b></p> <p>With Iso-Blox® Isolator Part # 031-01226</p> <p>U.S. Patent #6,648,373 &amp; 7,073,804 CAN. Patent #2,416,956</p>	<p><b>X-FLEX® Multi-Mount-TR</b></p> <p>With VibroWedge® Isolator Part # 031-01227, 031-01228</p> <p>U.S. Patent #6,648,373 &amp; 7,073,804 CAN. Patent #2,416,956</p>	<p><b>X-FLEX® PivotBar® - TR</b></p> <p>With VibroWedge® Isolator Part # 031-01238, 031-01239</p> <p>U.S. Patent #6,648,373 &amp; 6,471,228</p>
--	--	--	---



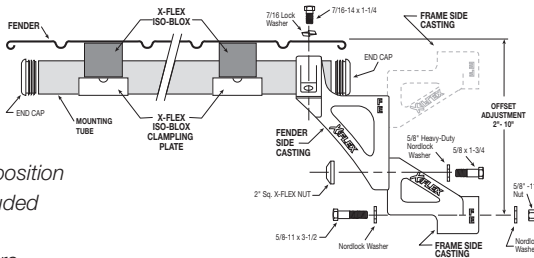
## **F** X-FLEX® Multi-Mount® Packaged Set (U) **C**



### Features

- Allows for adjustable offset range of 0" to 8.00" from centerline of mounting tube to centerline of chassis mounting bolt.
- Eliminates direct metal-to-metal contact
- Will work on most fenders from a variety of manufacturers
- Designed for mounting under the fender in a center position using the X-FLEX® Iso-blox® (part # 031-01208) included
- Set consists of two E-coat fender-side castings and two frame-side castings, castings to chassis hardware, two RoadKote® finish tubes, four end caps,\* four Iso-blox mounts, four metal caps, fender to Iso-blox hardware, and mounting bracket to Iso-blox hardware
- Uses "Nordlock" anti-vibration washers in 5/8" applications

### Installation Diagram



### Specifications

part no.	weight (lbs.)	popularity code
031-01226	32.82	A

\*See application guide on page 105

\*See plastic end cap chart on page 126 for additional information

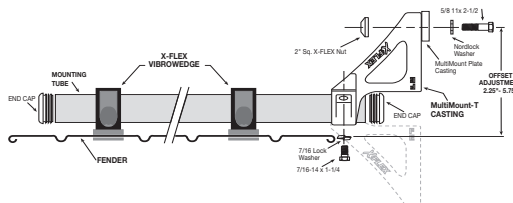
U.S. Patent #6,648,373 & 7,073,804  
CAN. Patent #2,416,956

## **F** X-FLEX® Multi-Mount® Packaged Set (TR) & (TF) **E**

### Features

- Minimizes "spider web" cracking where fender is attached to mounts
- Eliminates direct metal-to-metal contact and creates a "free floating" zone of vibration isolation
- Allows for adjustable offset range of 2.25" to 5.75" from centerline of mounting tube to centerline of chassis mounting bolt.
- Will work on most fenders from a variety of manufacturers
- Designed for mounting on top of the fender in a center or end position using the X-FLEX® Vibrowedge® (page 108)
- Set consists of two tubes, four end caps\*, four mount retainers, four Vibrowedge isolators, four backing straps, eight stainless steel covers, stainless steel fender to bracket hardware, two E-coat fender side castings, two frame plates, casting to bracket, and casting to chassis hardware
- Uses "Nordlock" anti-vibration washers in 5/8" applications

### Installation Diagram



### Specifications

part no.	weight (lbs.)	pop. code	tube construction	application
031-01227	25.10	A	RoadKote® (E-coat)	TR (end)
031-01228	25.10	A	stainless steel	TR (end)
031-01229	25.38	A	RoadKote® (E-coat)	TF (center)
031-01230	25.38	A	stainless steel	TF (center)

\*See application guide on page 105

\*See plastic end cap chart on page 126 for additional information


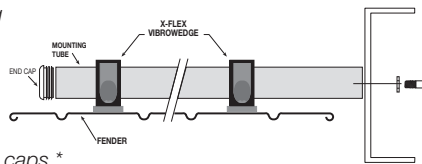
U.S. Patent #6,648,373 & 7,073,804  
CAN. Patent #2,416,956

## **E** X-FLEX® Straight Mount Packaged Set (TR) & (TF) **E**

### Features

- Uses X-FLEX® VibroWedges® to minimize "spider web" cracking where fender is attached to mounts
- Eliminates direct metal-to-metal contact and creates a "free floating" zone of vibration isolation
- Will work on most fenders from a variety of manufacturers
- Set consists of two tubes, bracket to chassis hardware, two end caps,\* four mount retainers, four Vibrowedge® isolators, four backing straps, eight stainless steel covers, and stainless steel fender to bracket hardware

### Installation Diagram



### Specifications

part no.	weight (lbs.)	pop. code	tube construction	application
031-01234	17.67	A	RoadKote® (E-coat)	TR (end)
031-01235	17.67	A	stainless steel	TR (end)
031-01236	17.95	A	RoadKote® (E-coat)	TF (center)
031-01237	17.95	A	stainless steel	TF (center)

\*See application guide on page 105

\*See plastic end cap chart on page 126 for additional information

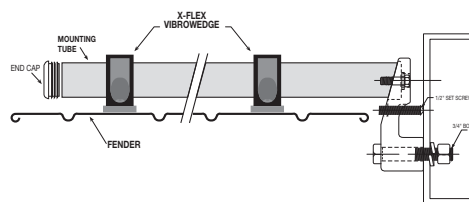
patent #6,648,373

## **E** X-FLEX® PivotBar® Mount Bulk Kit (TR) & (TF) **E**

### Features

- Uses X-FLEX® VibroWedges® to minimize "spider web" cracking where fender is attached to mounts
- Eliminates direct metal-to-metal contact and creates a "free floating" zone of vibration isolation
- Will work on most fenders from a variety of manufacturers
- Offset of 4.00" for 360° of rotation
- Bulk kit consists of two E-coat PivotBar® adaptors, adaptor to chassis hardware, two tubes, bracket to adaptor hardware, two end caps,\* four mount retainers, four Vibrowedge® isolators, four backing straps, eight stainless steel covers and stainless steel fender to bracket hardware

### Installation Diagram



### Specifications

part no.	weight (lbs.)	pop. code	tube construction	application
031-01238	28.58	A	RoadKote® (E-coat)	TR (end)
031-01239	28.58	A	stainless steel	TR (end)
031-01240	28.86	A	RoadKote® (E-coat)	TF (center)
031-01241	28.86	A	stainless steel	TF (center)

\*See application guide on page 105

\*See plastic end cap chart on page 126 for additional information

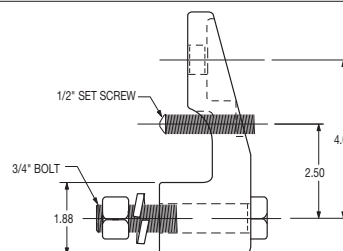
patent #6,648,373 & #6,471,228

## **E** PivotBar® Packaged Sets & Component Parts **E**

### Features

- Greatly assists in properly mounting tandem fenders where needed
- Must be used in conjunction with tandem end mount packaged sets (post style - pg. 110)
- Stout casting with E-coat finish
- Offset of 4.00" for 360° of rotation
- Standard packaged set includes two adapters, adapter to chassis hardware and two jamming screws

### Dimension Diagram



### Specifications

part no.	weight (lbs.)	pop. code	description
031-01586	10.91	A	standard offset mount adapter packaged set
033-04730	3.61	A	individual adapter
031-01219	1.56	A	hardware packaged set for standard offset mount adapter kit

U.S. Patent 6,471,228  
CAN. Patent #2,328,682



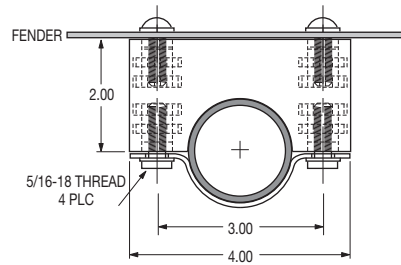
## **F** X-FLEX® Iso-blox® Packaged Set



### Features

- Minimizes spider web cracking where fender is attached to mounts
- Primary application is as a center mount
- Will work on most fenders from a variety of manufacturers
- Eliminates all direct metal to metal contact and creates a "free floating" zone of vibration isolation
- Packaged set consists of four Iso-blox®, four metal caps, fender-to-block hardware, and mounting tube-to-blocks hardware
- Use with any 1-7/8" mounting tube

### Dimension Diagram



### Specifications

part no.	weight (lbs.)	pop. code	description	application*
031-01208	3.05	A	X-Flex blocks and hardware	U

\*See application guide on page 105

patent #6,648,373

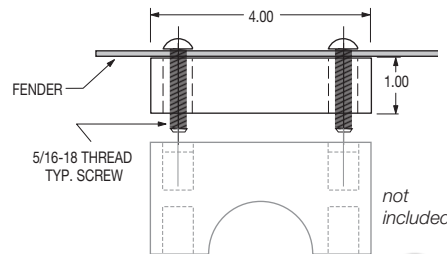


## **F** X-FLEX® Iso-blox® Xtend-A-Pad Packaged Set

### Features

- Allows additional vertical adjustment when mounting fender using the X-FLEX® system
- Will raise the mounting height of the fender by 1.00"
- Packaged set consists of four Iso-blox®, hardware to attach the fender to Xtend-A-Pad and X-FLEX® Iso-blox
- Must be used with the X-FLEX® Iso-blox®

### Dimension Diagram



### Specifications

part no.	weight (lbs.)	popularity code	application*
031-01209	3.44	A	U

\*See application guide on page 105

U.S. Patent #6,648,373  
CAN. Patent #2,356,064

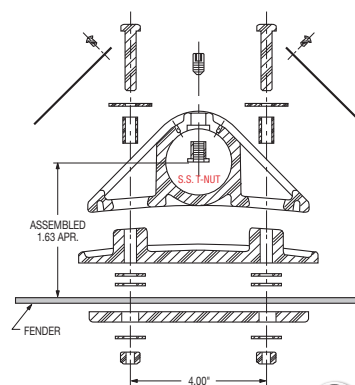


## **F** X-FLEX® VibroWedge® Packaged Set (TR) & (TF)

### Features

- Minimizes spider web cracking where fender is attached to mounts
- Primary application is as an end mount
- Will work on most fenders from a variety of manufacturers
- Eliminates all direct metal to metal contact and creates a "free floating" zone of vibration isolation
- Packaged set consists of four mount retainers, four VibroWedge® isolators, four backing straps, eight stainless steel covers, and stainless steel fender-to-bracket hardware
- For use with 1-7/8" round end mount tube, not included

### Installation Diagram



Backing Strap Rubber Isolator Mount Retainer



### Improvements

- Stainless steel T-nut prevents cracked retainer due to overtightning

### Specifications

part no.	weight (lbs.)	pop. code	description	application*
031-00096	4.69	A	complete packaged set for radius application	TR
031-00097	4.97	A	complete packaged set for flat application	TF

\*See application guide on page 105

U.S. Patent #6,648,373  
CAN. Patent # 2,356,064





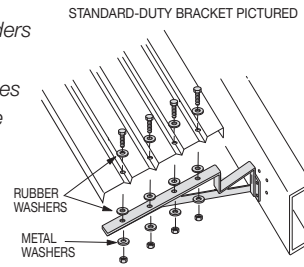
## Center Mount Package Sets & Component Parts (C)

### Features

- Steel construction
- Black primer finish
- Flat rubber washer positioned between bracket and fender
- Concave rubber washer positioned between bolt and fender
- Packaged set includes two mounting brackets with fender-to-bracket hardware

- For use with double radius, single radius, and half tandem fenders
- Standard bracket mounting plate 3.75" x 3.75" with regular holes
- Heavy-duty bracket mounting plate 4.00" x 6.00" with slotted holes

### Installation Diagram



### Specifications

part no.	weight (lbs.)	pop. code	description	construction	application	gusset width (in.)	bracket width (in.)
031-00541	15.02	A	packaged set	black primed steel	standard-duty	1.50	1.50
034-00866	7.36	A	one bracket	black primed steel	standard-duty	1.50	1.50
031-00844	35.04	A	packaged set	black primed steel	heavy-duty	2.50	2.00
034-01658	17.37	A	one bracket	black primed steel	heavy-duty	2.50	2.00
031-00550	.30	A	hardware pkg. set	zinc plated steel	n/a	n/a	n/a

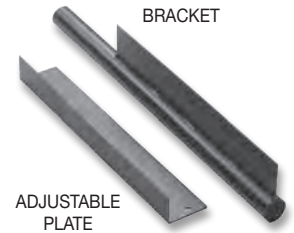
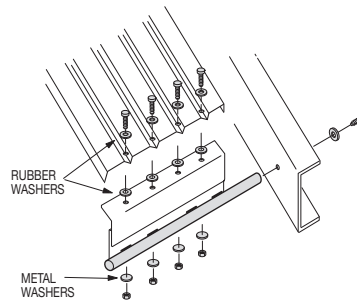
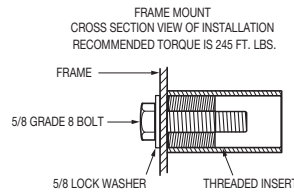


## Center Mount Packaged Sets & Component Parts (Post Style) (C)

### Features

- Flush mount design results in more bearing surface**
- Steel construction
- Black primer finish
- Ideal for frames with limited mounting space
- Flat rubber washer positioned between bracket and fender
- Concave rubber washer positioned between bolt and fender
- Use single mounting hole or one of the existing suspension casting holes and bolts for installation
- Packaged set includes two mounting brackets, two adjustable plates, end caps\*, fender-to-bracket and bracket-to-chassis frame hardware
- For use with double radius, single radius, and half tandem fenders

### Installation Diagram



### Specifications

part no.	weight (lbs.)	pop. code	description	construction
031-01257	27.02	A	packaged set	black primed steel
034-01659	9.01	A	one bracket	black primed steel
031-00575	3.96	A	adjustable plate for one complete mount	black primed steel
031-01258	1.08	A	hardware packaged set	zinc plated steel

•NOTE: The tandem mounting support brackets and the various models of tandem fenders are purposely not pre-drilled on top because of the many vehicle variations and side frame clearance problems. Drilling specifically to match the application offers the most flexibility of mounting options without defacing the fenders or weakening the mounts with unnecessary holes.

\*See plastic end cap chart on page 126 for additional information



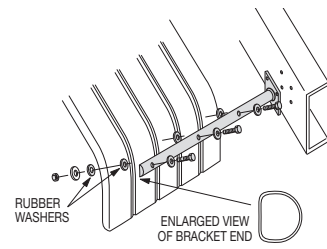
## **F** End Mount Package Set & Component Parts (Side Style) **(E)**



### Features

- Steel construction
- Available in RoadKote®, zinc, or chrome finish
- 30.25" length for added strength and durability
- Rubber washer positioned between bracket and fender
- Package set includes two mounting brackets, end caps\*, and bracket-to-fender hardware
- For use with double radius, single radius, half tandem, and full round fenders
- Mounting plate 3.75" x 3.75"

### Installation Diagram



POSITION FLAT SIDE OF MOUNT TOWARD FENDER



### Specifications

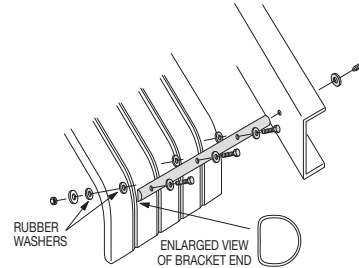
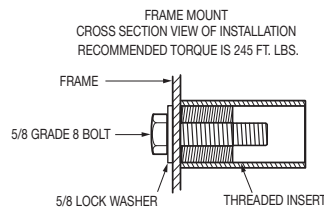
part no.	weight (lbs.)	pop. code	description	construction
031-00542	14.66	A	packaged set	RoadKote® (black E-coat)
034-00867	7.10	A	one bracket	RoadKote® (black E-coat)
031-00846	14.66	A	packaged set	polished chrome
034-01546	7.10	A	one bracket	polished chrome
031-00845	14.66	A	packaged set	zinc plated steel
034-01545	7.10	A	one bracket	zinc plated steel
031-00551	.46	A	hardware packaged set	zinc plated steel

## **F** End Mount Packaged Set & Component Parts (Post Style) **(E)**

### Features

- **Flush mount design results in more bearing surface**
- Steel construction
- Available in RoadKote® or stainless finish
- 30.25" long for added strength and durability
- Ideal for frames with limited mounting space
- Rubber washer positioned between bracket and fender
- Use single mounting hole or one of the existing suspension casting holes and bolts for installation
- Packaged set includes two mounting brackets, end caps\*, and fender-to-bracket and bracket-to-chassis frame hardware
- For use with double radius, single radius, half tandem, and full round fenders

### Installation Diagram



POSITION FLAT SIDE OF MOUNT TOWARD FENDER



### Specifications

part no.	weight (lbs.)	pop. code	description	construction
031-01253	14.36	A	packaged set	RoadKote® (black E-coat)
034-01662	6.60	A	one bracket	RoadKote® (black E-coat)
031-01255	1.16	A	hardware packaged set	zinc plated steel
031-01254	14.06	A	packaged set	stainless steel
034-01663	6.53	A	one bracket	stainless steel
031-01256	1.10	A	hardware packaged set	stainless steel

•NOTE: The tandem mounting support brackets and the various models of tandem fenders are purposely not pre-drilled on top because of the many vehicle variations and side frame clearance problems. Drilling specifically to match the application offers the most flexibility of mounting options without defacing the fenders or weakening the mounts with unnecessary holes.

\*See plastic end cap chart on page 126 for additional information



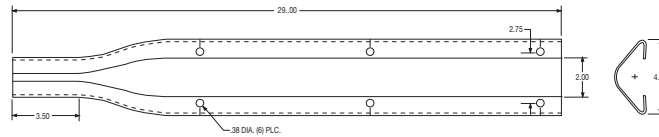


## Triangle End Mount Packaged Set & Component Parts (E)

### Features

- Stainless steel finish
- Packaged set consists of two end mount brackets, hanger clamps, fender to bracket stainless steel hardware, zinc clamp hardware and hole template
- Individual bracket does not include hanger clamp or clamp hardware
- Post mount not included, order part number 031-00235

### Installation Diagram



### Specifications

part no.	weight (lbs.)	pop. code	description	cross reference
031-01630	11.46	A	packaged set	N200SS7, 30-7391S
034-02184	4.44	A	one bracket plus hardware & template-pkg. set	
032-00426	.96	A	one stainless steel hanger tube clamp	
031-00203	.62	A	hardware packaged set	

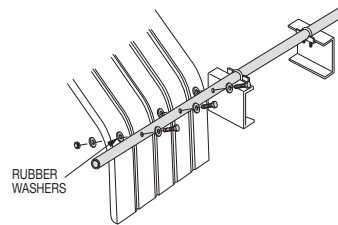


## Cross Mount Tube Kits & Component Parts (E)

### Features

- Steel construction
- Available in chrome, zinc, or black primer finish
- 95.00" long
- Rubber washer positioned between bracket and fender
- Bulk kit contains one tandem cross mount tube, end caps\*, and fender-to-tube and tube-to-chassis frame hardware
- For use with double radius, single radius, and half tandem fenders

### Installation Diagram



### Specifications

part no.	weight (lbs.)	popularity code	description	construction
031-00782	15.20	A	bulk kit	polished chrome
032-00357	13.70	A	one tandem cross mount tube	polished chrome
031-00784	15.20	A	bulk kit	zinc plated steel
032-00356	13.70	A	one tandem cross mount tube	zinc plated steel
031-00786	15.20	A	bulk kit	black primed steel
032-00355	13.70	A	one tandem cross mount tube	black primed steel
031-00051	1.69	A	hardware packaged set	zinc plated steel

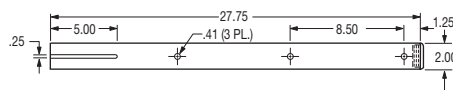


## Standard Duty Fender End Mount Support Tube (E)

### Features

- Stainless steel construction
- Must be used with post, side mount socket or 50" cross tube
- Includes attractive black plastic end cap\*
- Does not include hardware
- 031-00095 contains one end mount support tube and one end cap packaged set

### Dimension Diagram



### Specifications

part no.	weight (lbs.)	pop. code	description	cross reference
031-00095	2.40	A	tube with end cap packaged set	N123-SS-7, 1585-6
032-00224	0.48	A	one stainless steel hanger tube clamp	
031-00295	0.62	A	hardware pack. set for clamps with 5/8" bolt/nut	

\*See plastic end cap chart on page 126 for additional information

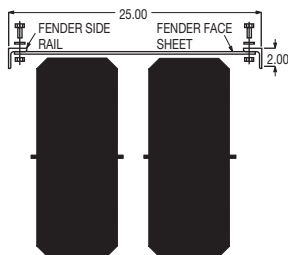
F

Tandem Mounts & Component Parts

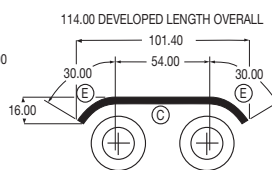
## F Heavy-Duty Double Radius Tandem Fenders

### Features

- Heavy-duty side rail construction
- Part number represents two fenders (bulk kit)
- Comes with flap bracket on one end for ease of mounting a mud flap
- Add support plate when using X-FLEX® mounts
- **Not a smooth skin fender**



### Dimension Diagram



### Specifications

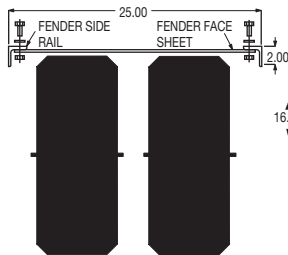
kit part no.	weight (lbs.)	pop. code	construction	angle construction	recommended mounts
034-00443	155.00	B	18 gauge black primed steel	steel	two end (E) and one center (C)
034-00445	130.00	B	18 gauge stainless steel	aluminum	two end (E) and one center (C)
034-00446	90.00	B	14 gauge aluminum	aluminum	two end (E) and one center (C)

Mounts not included—refer to tandem mounts on page 113

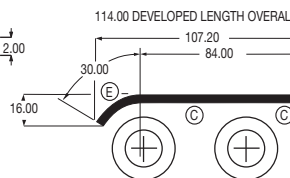
## F Heavy-Duty Single Radius Tandem Fenders

### Features

- Heavy-duty side rail construction
- Part number represents two fenders (bulk kit)
- Comes with flap bracket on one end for ease of mounting a mud flap
- Add support plate when using X-FLEX® mounts
- **Not a smooth skin fender**



### Dimension Diagram



### Specifications

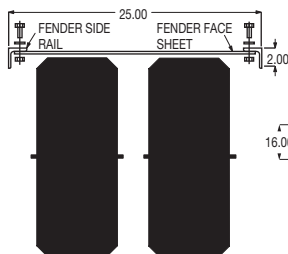
kit part no.	weight (lbs.)	pop. code	construction	angle construction	recommended mounts
034-00449	160.00	B	18 gauge black primed steel	steel	one end (E) and two center (C)
034-00451	135.00	B	18 gauge stainless steel	aluminum	one end (E) and two center (C)
034-00452	85.00	B	14 gauge aluminum	aluminum	one end (E) and two center (C)

Mounts not included—refer to tandem mounts on page 113

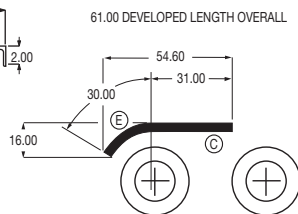
## F Heavy-Duty Half Tandem Fenders

### Features

- Heavy-duty side rail construction
- Part number represents two fenders (bulk kit)
- Comes with flap bracket on one end for ease of mounting a mud flap
- Add support plate when using X-FLEX® mounts
- **Not a smooth skin fender**



### Dimension Diagram



### Specifications

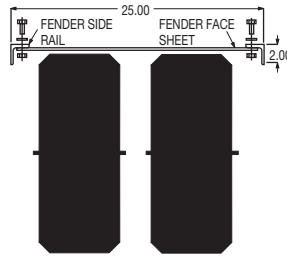
kit part no.	weight (lbs.)	pop. code	construction	angle construction	recommended mounts
034-00455	90.00	B	18 gauge black primed steel	steel	one end (E) and one center (C)
034-00457	75.00	B	18 gauge stainless steel	aluminum	one end (E) and one center (C)
034-00458	44.00	B	14 gauge aluminum	aluminum	one end (E) and one center (C)

Mounts not included—refer to tandem mounts on page 113

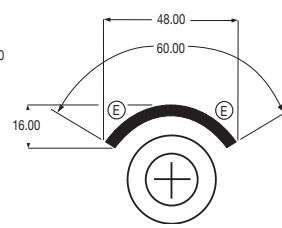
## F Heavy-Duty Full Round Tandem Fenders

### Features

- Heavy-duty side rail construction
- Part number represents two fenders (bulk kit)
- Comes with flap bracket on one end for ease of mounting a mud flap
- Add support plate when using X-FLEX® mounts
- **Not a smooth skin fender**



### Dimension Diagram



### Specifications

kit part no.	weight (lbs.)	popularity code	construction	angle	recommended mounts
034-00461	85.00	B	18 gauge black primed steel	steel	two end (E)
034-00463	75.00	B	18 gauge stainless steel	aluminum	two end (E)
034-00464	75.00	B	14 gauge aluminum	aluminum	two end (E)

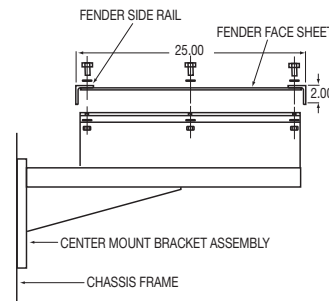
**Mounts not included—refer to tandem mounts below**

## F Heavy-Duty Center Mount Bulk Kit & Component Parts ©

### Features

- Bulk kit includes two center mount brackets, end caps\* and two upper support plates with fender-to-bracket hardware
- For use with double radius, single radius, and half tandem fenders
- 30.25" length for added strength and durability
- Mounting plate 4.50" x 12.00" with holes

### Installation Diagram



### Specifications

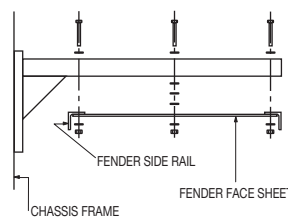
part no.	weight (lbs.)	popularity code	description	construction
031-00063	45.81	B	bulk kit	black primed steel
033-00089	17.68	B	center mount bracket assembly	black primed steel
031-00043	5.02	B	upper support plate	black primed steel
031-00061	.41	B	hardware packaged set	zinc plated steel

## F Heavy-Duty End Mount Bulk Kit & Component Parts ©

### Features

- Bulk kit includes two end mount brackets, end caps\* and fender-to-bracket hardware
- For use with double radius, single radius, half tandem, and full round fenders
- 30.25" length for added strength and durability
- Mounting plate 4.50" x 12.00" with holes

### Installation Diagram



### Specifications

part no.	weight (lbs.)	popularity code	description	construction
031-00064	25.10	B	bulk kit	black primed steel
033-00088	12.16	B	end mount bracket assembly	black primed steel
031-00062	.78	B	hardware packaged set	zinc plated steel

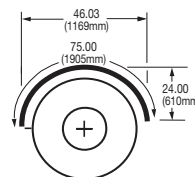
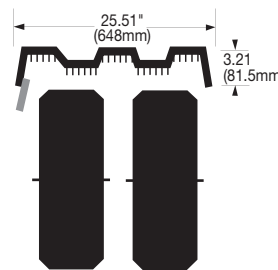
\*See plastic end cap chart on page 126 for additional information

## **F** Spray Mate® Polypropylene Full Round Fenders

### Features

- Lightweight, high density polypropylene material is tougher than the polyethylene used in other plastic fenders
- Injection molded guarantees controlled uniformity and consistency of thickness resulting in a stronger component, unlike rotational molded where consistent thickness is not controlled.
- Thru color stabilized with UV additive for fade resistance
- Integrally molded ribs for added strength and spray reduction
- Unaffected by heat and cold—range of -40°F to 130°F (-40°C to 55°C)
- Support straps on the underside of the fender bolt each hanger in four places which locks the supports in place resulting in an excellent connection by “sandwiching” the fender between the two components
- Connector kit, curved brush kit, and flap reinforcing straps sold separately
- **Bulk kit includes two fenders, support kits, and necessary support-to-fender and support-to-bracket stainless steel mounting hardware**
- Mounting hardware includes stainless steel nuts, bolts, washers, and hex-socket set screws
- Support packaged sets not assembled to fenders
- Individual fender includes fender only

### Dimension Diagram



### Specifications

bulk kit part # (2 fenders)	part no. (1 fender)*	weight (lbs.)	pop. code	color	description	required mounts
031-01520	034-01520	35.00	A	black	full round bulk kit	two end mount sets
031-01521	034-01521	35.00	A	silver/gray	full round bulk kit	two end mount sets
031-01522	034-01522	35.00	A	medium blue	full round bulk kit	two end mount sets
031-01523	034-01523	35.00	A	yellow	full round bulk kit	two end mount sets
031-01524	034-01524	35.00	A	white	full round bulk kit	two end mount sets
031-01525	034-01525	35.00	A	orange	full round bulk kit	two end mount sets
031-01526	034-01526	35.00	A	brown	full round bulk kit	two end mount sets
031-01527	034-01527	35.00	A	green	full round bulk kit	two end mount sets
031-01528	034-01528	35.00	A	navy blue	full round bulk kit	two end mount sets
031-01529	034-01529	35.00	A	red	full round bulk kit	two end mount sets

Requires two end mount packaged sets per pair of fenders

\*Does not include support packaged sets

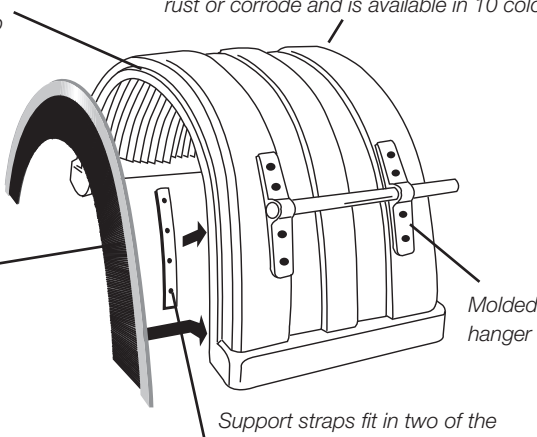
### Please Note:

- Flap weights are not recommended and may void the warranty.
- Painting Spray Mate® fenders IS NOT recommended and may void the warranty. If painting is desired, a Flex Agent MUST be added to the paint!

Integrally molded ribs and side valances increase the strength of the fender. This unique design channels water down to the road to minimize spray and maximize safety to motorists.

Rib pattern is stronger than smooth skin plastic design fenders. Lightweight, high density polypropylene material will never rust or corrode and is available in 10 colors.

Optional curved brush significantly reduces spray to improve both driver and motorist visibility yet allows air to flow through the flexible filament skirting.



Support straps fit in two of the channels on the underside of the fender, bolting each molded nylon hanger in four places. This locks the support kit in place, “sandwiching” the fender between the two components resulting in an excellent connection.

## Tire Sizes Compatible with Spray Mate® and Spray Mate® with Slidetrax Fenders

Minimum tire diameter is 35.2" (894mm)  
Maximum tire diameter is 41.78" (1061mm)

### North American truck dual tire sizes

- |                |               |               |
|----------------|---------------|---------------|
| • 245/70R19.5* | • 9R22.5      | • 255/70R22.5 |
| • 265/70R19.5* | • 10R22.5     | • 275/70R22.5 |
| • 285/70R19.5* | • 11R22.5     | • 275/80R22.5 |
| • 9.00R20      | • 12R22.5     | • 275/80R24.5 |
| • 10.00R20     | • 235/80R22.5 | • 11R24.5     |
| • 11.00R20     | • 255/80R22.5 |               |

\* Recommended use with spray suppression brush or skirting


### European truck dual tyre sizes

- |                |             |               |
|----------------|-------------|---------------|
| • 9.5R17.5*    | • 9.50R19.5 | • 10/70R22.5  |
| • 10R17.5*     | • 7.00R20   | • 255/70R22.5 |
| • 235/75R17.5* | • 7.50R20   | • 11R22.5     |
| • 245/75R17.5* | • 8.25R20   | • 11/70R22.5  |
| • 245/75R19.5* | • 10.00R20  | • 275/70R22.5 |
| • 265/75R19.5* | • 8R22.5    | • 275/80R22.5 |
| • 6.50R20*     | • 9R22.5    | • 285/70R22.5 |
| • 9.00R19.5    | • 10R22.5   | • 295/70R22.5 |

\* MUST use with spray suppression brush or skirting

**Dress Up Spray Mate® Fenders with Stainless Steel Inserts**

See Page 125



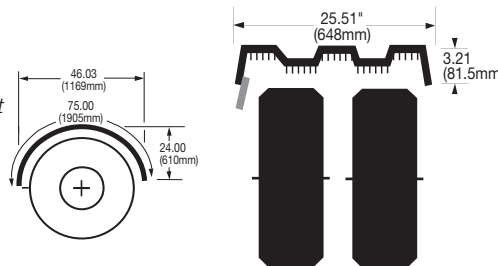


## NEW Spray Mate® Polypropylene Full Round Fenders with Slidetrax®

### Features

- Easy to install, easy to adjust
- The teeth on the Slidetrax® Clamp "bite" into the teeth on the Slidetrax® of the fender to acquire a tight grip but are also easily loosened to provide up to 7" of adjustment
- Eliminates the need to drill holes in the fender to mount
- Lightweight, high density polypropylene material is tougher than the polyethylene used in other plastic fenders and superior to vacuum formed fenders
- Injection molded guarantees controlled uniformity and consistency of thickness resulting in a stronger component, unlike rotational molded where consistent thickness is not controlled.
- Four thru colors available - all stabilized with UV additive for fade resistance
- Integrally molded ribs for added strength and spray reduction
- Unaffected by heat and cold—range of -40°F to 130°F (-40°C to 55°C)
- Spray Mate® bulk kits include two fenders, 8 Slidetrax® clamps, 4 reflectors, 8 stainless steel threaded T-nuts, and 8 stainless steel setscrews
- Connector kit, curved brush kit, and flap reinforcing straps sold separately
- Individual fender includes fender only
- See chart on page 114 for compatible tire sizes

### Dimension Diagram



### Specifications

bulk kit part # (2 fenders)	part no. (1 fender)*	weight (lbs.)	pop. code	color	description	required mounts
031-01700	034-02464	25.30	A	black	full round bulk kit	two end mount sets
031-01701	034-02465	25.30	A	silver/gray	full round bulk kit	two end mount sets
031-01702	034-02466	25.30	A	white	full round bulk kit	two end mount sets
031-01703	034-02467	25.30	A	red	full round bulk kit	two end mount sets

Requires two end mount packaged sets per pair of fenders

\*Does not include Slidetrax® clamps and hardware



### Please Note:

- Flap weights are not recommended and may void the warranty.
- Painting Spray Mate® fenders IS NOT recommended and may void the warranty. If painting is desired, a Flex Agent MUST be added to the paint!

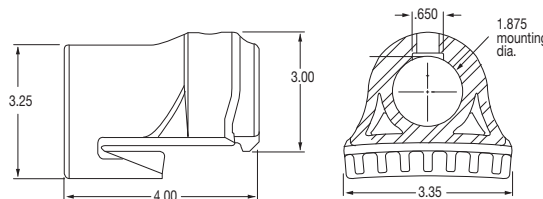


## NEW Spray Mate® Slidetrax® Packaged Set (Replacement Item)

### Features

- Secures to the Slidetrax® on the Spray Mate® fender
- Stainless steel setscrew and T-nut grips fender and won't strip out when tightened
- Molded from a highly durable 15% glass-filled 6-6 nylon
- Includes four Slidetrax® clamps and stainless steel hardware consisting of four t-nuts and four setscrews

### Dimension Diagram



### Specifications

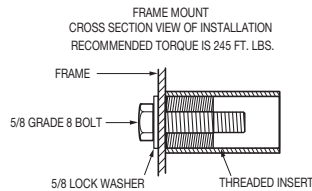
part no.	weight (lbs.)	pop. code
031-00858	2.61	A



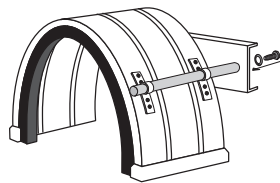
## **F** End Mount Packaged Sets & Component Parts (Post Style Round)

### Features

- Flush mount design results in more bearing surface
- Steel construction
- Available in RoadKote® or stainless steel finish
- 30.25" long for added strength and durability
- Packaged set includes two end mount brackets, end caps\*, and bracket-to-chassis hardware



### Installation Diagram



### Specifications

part no.	weight (lbs.)	pop. code	description	construction
031-01250	12.98	A	complete with two brackets	RoadKote® (black E-coat)
031-01251	12.98	A	complete with two brackets	stainless steel
034-01660	6.38	A	one bracket	RoadKote® (black E-coat)
034-01661	6.38	A	one bracket	stainless steel
031-01252	.23	A	hardware packaged set	zinc plated steel


Requires two end mount packaged sets per pair of fenders

## **F** End Mount & Component Parts (Side Style Round)

### Features

- Steel construction
- RoadKote® finish
- 30.25" long for added strength and durability
- Packaged set includes two end mount brackets and end caps\*
- Mounting plate is 3.75" x 3.75"
- Bracket-to-chassis hardware not included

### Installation Diagram



### Specifications

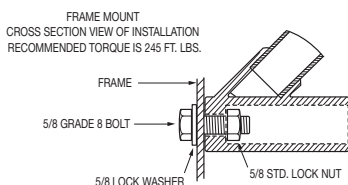
part no.	weight (lbs.)	pop. code	description	construction
031-00870	13.98	A	packaged set w/ two brackets	RoadKote® (black E-coat)
032-00253	7.10	A	one bracket	RoadKote® (black E-coat)

Requires two end mount packaged sets per pair of fenders

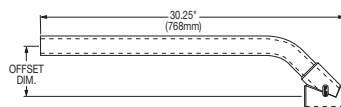
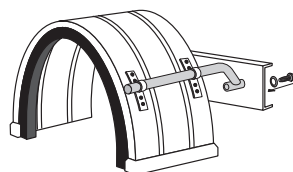
## **F** Offset Mount Packaged Kits & Component Parts

### Features

- Steel construction
- Available in RoadKote® or stainless steel finish
- 30.00" length
- Packaged sets include two mounting brackets, end caps\* and bracket-to-chassis hardware
- Positions fender where needed when dealing with limited mounting space
- 5.00" offset between centers of tubes



### Installation Diagram



### Specifications

part no.	weight (lbs.)	pop. code	description	construction
031-00883	15.80	A	packaged set	RoadKote® (black E-coat)
034-01600	7.40	A	one bracket	RoadKote® (black E-coat)
031-00886	16.80	A	packaged set	stainless steel
034-01602	7.90	A	one bracket	stainless steel
031-01201	.27	A	hardware kit	zinc plated steel

Requires two end mount packaged sets per pair of fenders

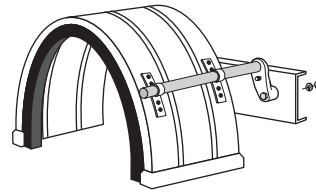
\*See plastic end cap chart on page 126 for additional information

## F PivotBar® Packaged Set

### Features

- Greatly assists in properly mounting Spray Mates® where needed
- Stout casting with E-coat finish
- Offset of 4.00" for 360° of rotation
- Packaged set includes two stainless steel end mount tubes, two Pivot Bar adapters, two jamming screws, bracket to adapter hardware, adapter to chasis hardware and two end caps\*

### Installation Diagram



U.S. Patent #6,471,228  
CAN. Patent #2,328,682



### Specifications

part no.	weight (lbs.)	pop. code	tube construction	adapter construction
031-00929	18.77	A	stainless steel	E-coat castings

**Two end mount package sets required per pair of fenders**

\*See plastic end cap chart on page 126 for additional information


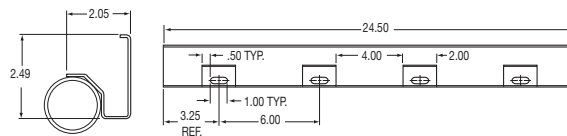


## F Universal Conspicuity End Mount Plate Packaged Set

### Features

- DOT-C2 reflective tape adhered to plate meets requirements of the conspicuity law
- Easily installed on most metal or plastic tandem fenders
- Package set includes two plates and hardware
- Hardware packaged set includes two stainless steel unique swivel action clamps that fit both round and flat mounts
- Use roadside or curbside
- Fender in photo not included - used for example only

### Dimension Diagram



Patent #6,431,605



### Specifications

part no.	weight (lbs.)	pop. code	description	construction
031-01583	1.75	A	complete packaged set	aluminum plate w/ reflective tape
033-04269	0.62	A	one bracket	aluminum plate w/ reflective tape
031-01585	0.13	A	hardware packaged set	stainless steel





## F Spray Mate® Connector Packaged Set (Optional Item)

### Features

- Connects two consecutive Spray Mate® fenders for tandem wheels
- Packaged set includes rubber connector (13.25" x 23.75"), two support straps, and mounting hardware
- Mounting hardware includes stainless steel nuts, bolts and washers

### Installation Diagram



### Specifications

part no.	weight (lbs.)	popularity code	description	hardware
031-00828	3.10	A	black molded nylon	stainless steel


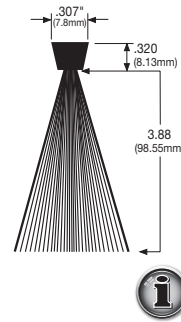
## **F** Spray Mate® Curved Brush Packaged Set (Optional Item)

### **Features**

- Significant spray reduction improves both driver and motorist visibility
- Air flows through flexible filament skirting,
- Reduces spray to keep vehicles cleaner
- Improved tab design on both ends makes installation much easier

- Bulk kit includes two curved brushes and zinc self-taping screws with special protective coating

### **Dimension Diagram**



### **Specifications**

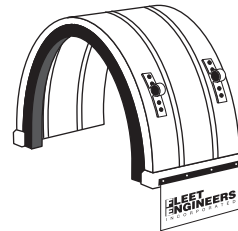
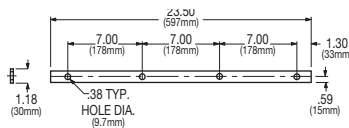
part no.	weight (lbs.)	pop. code	construction	hardware
031-01536	3.60	A	black molded nylon with stainless steel retainer	stainless steel

## **F** Spray Mate® Flap Reinforcing Strap (Optional Item)

### **Features**

- Four hole pattern matches TTMA specifications
- Can be used to attach mud flap to fender
- Prevents tear out of mud flap holes
- Part number represents one strap

### **Dimension Diagram**



### **Specifications**


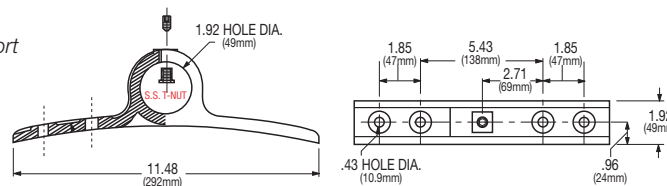
part no.	weight (lbs.)	popularity code	construction
033-04139	.23	A	black molded nylon

## **F** Spray Mate® Support Packaged Set (Replacement Item)

### **Features**

- Packaged set includes four molded nylon hanger brackets (A), four support straps (B) and stainless steel mounting hardware
- Mounting hardware includes stainless steel nuts, bolts, washers, and hex-socket set screws

### **Dimension Diagram**



### **Specifications**

part no.	weight (lbs.)	pop. code	description	construction	hardware
031-00823	3.60	A	packaged set	black molded nylon	stainless steel



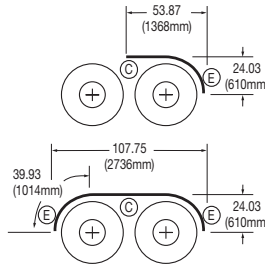
# F Spray Master® Polypropylene Half Tandem & Double Radius Fenders



## Features

- Easy to install, easy to adjust
- The teeth on the hidden end mount clamp "bite" into the teeth on the fender to acquire a tight grip but are also easily loosened to provide up to 12" of adjustment
- Eliminates the need to drill holes in the fender to mount
- Lightweight, high density polypropylene material is tougher than the polyethylene used in other plastic fenders and superior to vacuum formed fenders
- Injection molded guarantees controlled uniformity and consistency of thickness resulting in a stronger component, unlike rotational molded where consistent thickness is not controlled.
- Four thru colors available - all stabilized with UV additive for fade resistance
- Integrally molded ribs on the underside for added strength and spray reduction
- Unaffected by heat and cold—range of -30°F to 150°F (-30°C to 66°C)
- Spray Master® bulk kits include two fenders, one curbside and one roadside, with reflectors already attached
- To assemble a Double Radius Fender, order two Half Tandem Fender bulk kits

## Dimension Diagram



Patent #7384071  
Other Patents Pending

## Specifications

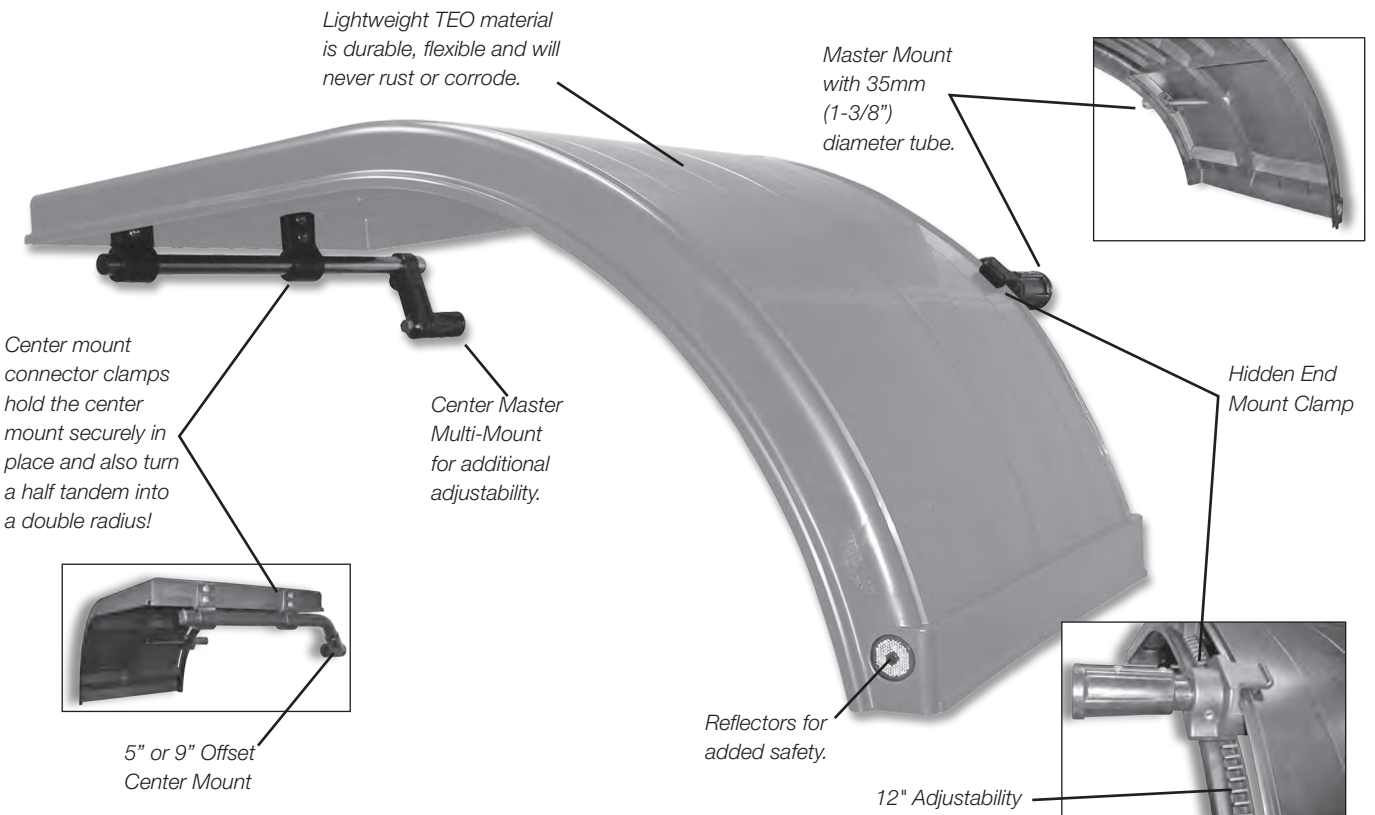
bulk kit part # (2 fenders)	part no. (1-roadside)	part no. (1-curbside)	weight		pop. code	description
			(lbs.)	(kg.)		
031-01639	034-02190	034-02194	30.00	13.64	A	black half tandem bulk kit (pair)
031-01640	034-02191	034-02195	30.00	13.64	A	red half tandem bulk kit (pair)
031-01641	034-02192	034-02196	30.00	13.64	A	white half tandem bulk kit (pair)
031-01642	034-02193	034-02197	30.00	13.64	A	gray half tandem bulk kit (pair)

For each Half Tandem Fender bulk kit, order one end mount packaged set and one center mount packaged sets. For each Double Radius Fender order two end mount packaged sets and one center mount packaged set



## Please Note:

- Flap weights are not recommended and may void the warranty.
- Painting Spray Master® fenders IS NOT recommended and may void the warranty. If painting is desired, a Flex Agent MUST be added to the paint!



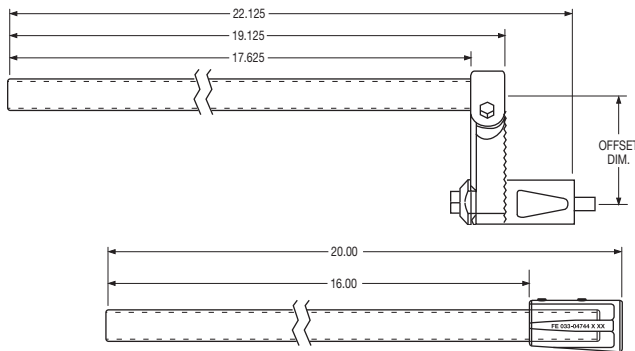
## **F** Spray Master® Half Tandem/Double Radius Fender End Mounts Packaged Set



### Features

- Master Mount and Master Multi-Mounts both use heavy-duty castings and come with a 35mm (1-3/8") tube diameter
- The Hidden Mount clamp is made of a highly durable high density polyethylene with two stainless steel threaded T-nut inserts which won't strip out when tightened
- The Master Multi-Mount increases offset adjustability an extra 2" to 5" from the centerline of the tube to the centerline of the chassis mounting bolt in quarter inch increments
- Each End Mount packaged set consists of either 2 Master Mount castings or 2 Master Multi-Mount castings with end caps, 2 black E-coat tubes, 2 Hidden End Mount Clamps, and all chassis to mount hardware
- For each Half Tandem Fender bulk kit, order one end mount packaged set and one center mount packaged sets.
- For each Double Radius Fender order two end mount packaged sets and one center mount packaged set

### Dimension Diagram



Master Multi-Mount

Master Mount



Hidden End Mount Clamp

### Specifications

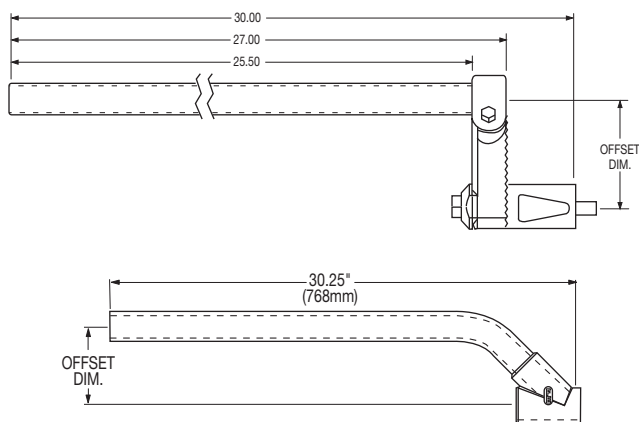
part no.	weight (lbs.) (kg.)	pop. code	end mount type
031-01660	11.50 5.25	A	Master Mount packaged set
031-01661	19.50 8.52	A	Master Multi-Mount pkg. set - 2.00"-5.00" adjustable offset

## **F** Spray Master® Half Tandem/Double Radius Fender Center Mounts Packaged Set

### Features

- The Master Multi-Mount increases offset adjustability an extra 2" to 5" from the centerline of the tube to the centerline of the chassis mounting bolt in quarter inch increments
- Each Center Mount packaged set consists of either 2 black E-coat offset tubes (5" or 9") or 2 Master Multi-Mount castings with straight black E-coat tubes, 4 center mount connector clamps with hardware, end caps and all chassis to mount hardware
- For each Half Tandem Fender bulk kit, order one end mount packaged set and one center mount packaged sets
- For each Double Radius Fender order two end mount packaged sets and one center mount packaged set

### Dimension Diagram



Offset Mount

Master Multi-Mount



Center Mount Connector Clamp

### Specifications

part no.	weight (lbs.) (kg.)	pop. code	center mount type	offset dim.
031-01662	22.00 10.00	A	Master Multi-Mount pkg. set - (1.375"/35mm tube)	2.00"-5.00" adjustable
031-01663	16.20 7.36	A	9.00" fixed offset pkg. set (1.375"/35mm tube)	9.00" fixed
031-01664	18.10 8.23	A	5.00" fixed offset pkg. set (1.875"/47mm tube)	5.00" fixed



## **F** Spray Master® Half Tandem/Double Radius Fender Side Skirting Brush Packaged Set

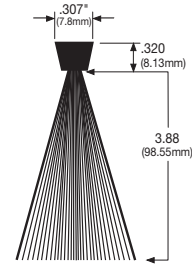
### Features

- Skirting is effective in reducing side spray
- Keeps mirrors and trucks cleaner, improving driver and motorist visibility
- Air flows freely through flexible filament skirting preventing heat build-up on brakes and tires
- Packaged set includes enough brush for one pair of Spray Master® Half Tandem Fenders (cut in half to apply) and stainless steel hardware
- Easy to install

### How to Order

- Order one pkg. set for Half Tandem (cut in half before installing)
- Order two pkg. set for Double Radius

### Dimension Diagram



### Specifications

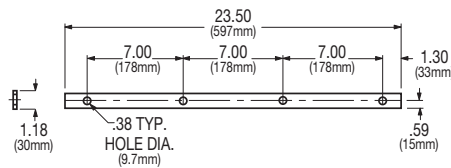
part no.	weight (lbs.)	weight (kg.)	pop. code
997-70170	2.40	1.09	A

## **F** Spray Master® Half Tandem/Double Radius Fender Flap Reinforcing Strap (Optional Item)

### Features

- Four hole pattern matches TTMA specifications
- Can be used to attach mud flap to fender
- Prevents tear out of mud flap holes
- Part number represents one strap

### Dimension Diagram



### Specifications

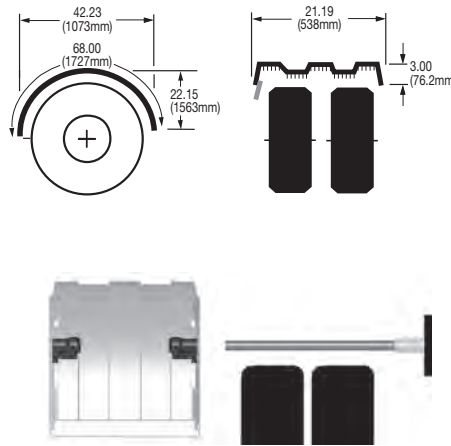
part no.	weight (lbs.)	weight (kg.)	pop. code	construction
033-04139	.23	.07	A	black molded nylon

# F Spray Master® Polypropylene Full Round Fenders

## Features

- Easy to install, easy to adjust
- The teeth on the Slidetrax® Clamp "bite" into the teeth on the Slidetrax® of the fender to acquire a tight grip but are also easily loosened to provide up to 7" of adjustment
- Eliminates the need to drill holes in the fender to mount
- Lightweight, high density polypropylene material is tougher than the polyethylene used in other plastic fenders and superior to vacuum formed fenders
- Injection molded guarantees controlled uniformity and consistency of thickness resulting in a stronger component, unlike rotational molded where consistent thickness is not controlled.
- Four thru colors available - all stabilized with UV additive for fade resistance
- Integrally molded ribs for added strength and spray reduction
- Unaffected by heat and cold—range of -40°F to 150°F (-40°C to 66°C)
- Spray Master® bulk kits include two fenders, 8 Slidetrax clamps, 4 reflectors, 8 stainless steel threaded T-nuts, & 8 stainless steel setscrews

## Dimension Diagram



Use on 19.5 or smaller wheel applications.

## Specifications

bulk kit part # (2 fenders)	part no. (1 fender)*	weight (lbs.)	pop. code	color	description	required mounts
031-01539	034-02130	25.30	A	black	full round bulk kit	two end mount sets
031-01540	034-02131	25.30	A	silver/gray	full round bulk kit	two end mount sets
031-01541	034-02132	25.30	A	white	full round bulk kit	two end mount sets
031-01548	034-02139	25.30	A	red	full round bulk kit	two end mount sets

Requires two end mount packaged sets per pair of fenders

\*Does not include Slidetrax clamps and hardware

U.S. Patent #7384071  
CAN. Patent # 2,496,482  
AUS. # 2005200596  
N. Z. Patent # 566803



### Please Note:

- Flap weights are not recommended and may void the warranty.
- Painting Spray Master® fenders IS NOT recommended and may void the warranty. If painting is desired, a Flex Agent MUST be added to the paint!

### Tire Sizes Compatible with Spray Master® Fenders

Minimum tire diameter is 28" (711mm)  
Maximum tire diameter is 32.6" (828mm)

**North American truck dual tire sizes**

• 7.50R15	• LT235/85R16*	• 215/75R17.5
• 8.25R15	• LT245/75R16*	• 8R19.5
• 7.50R16	• 9.50R16.5	• 225/70R19.5
• LT215/85R16	• 8.5R17.5	• 245/70R19.5*
• LT225/75R16	• 10R17.5	

*\* Not recommended for use with spray suppression brush or skirting*

**European truck dual tyre sizes**

• 6.70R15	• 195/75R16	• 7.00R16
• 205/70R15	• 205R16	• 7.50R16
• 205/80R15	• 205/75R16	• 7R17.5
• 7.00R15	• 215R16	• 8R17.5
• 7.50R15	• 215/75R16	• 8.5R17.5
• 8.25R15	• 225/75R16	• 205/75R17.5
• 19R400	• 6.00R16	• 215/75R17.5
• 195R16	• 6.50R16	• 225/75R17.5

Tube is 35mm tube (1-3/8" diameter).

Reflectors for added safety.

To improve driver and motorist visibility, the optional curved brush significantly reduces spray yet allows air to flow through the flexible filament skirting.

The Slidetrax® Clamps BITE into the Slidetrax® on the fender to secure it in place - yet are easily removable for adjustment.

The rib pattern makes the Spray Master® stronger than smooth skin plastic design fenders. Lightweight, high density polypropylene material will never rust or corrode and is available in 4 attractive colors: black, silver/gray, white or red.

Choose from two mounting systems in either a RoadKote® or stainless steel finish.

Master Multi-Mount for additional adjustability.

Master Mount

Dress Up Spray Master® Fenders with Stainless Steel Inserts

See Page 125

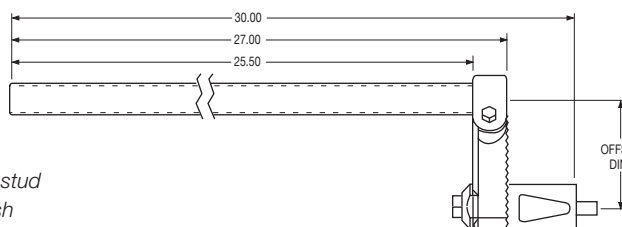


## **F** Master Multi-Mount Packaged Set

### Features

- Increases offset adjustability an extra 2" to 5" from the centerline of the tube to the centerline of the chassis mounting bolt in quarter inch increments
- Heavy-duty casting with 35mm (1-3/8") tube
- Uses a bolt to attach to the chassis - not a stud
- Available in RoadKote or stainless steel finish
- Packaged set includes 2 Master Multi-Mount castings (6 pieces), 2 tubes, 4 end caps\* and chassis to mount hardware including anti-vibration "Nordlock" washers
- Two Master Multi-Mount packaged sets are needed for each Spray Master bulk kit

### Dimension Diagram



### Specifications

part no.	weight (lbs.)	pop. code	finish
031-01284	19.50	A	RoadKote® (black E-coat)
031-01285	19.50	A	stainless steel

Requires two end mount packaged sets per pair of fenders

\*See plastic end cap chart on page 126 for additional information

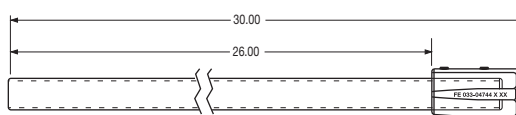


## **F** Master Mount Packaged Set

### Features

- Heavy-duty casting with 35mm (1-3/8") tube
- Uses a bolt to attach to the chassis - not a stud
- Available in RoadKote or stainless steel finish
- Packaged set includes 2 Master Mount castings, 2 tubes, 2 end caps\*, and chassis to mount hardware including anti-vibration "Nordlock" washers
- Two Master Mount packaged sets are needed for each Spray Master bulk kit

### Dimension Diagram



### Specifications

part no.	weight (lbs.)	pop. code	finish
031-01282	12.90	A	RoadKote® (black E-coat)
031-01283	12.90	A	stainless steel

Requires two end mount packaged sets per pair of fenders

\*See plastic end cap chart on page 126 for additional information

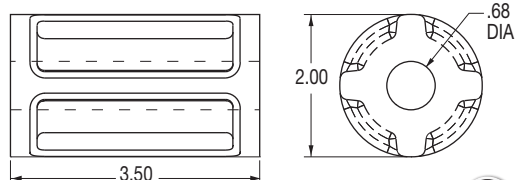


## **F** Master Multi-Mount Extension Packaged Set

### Features

- Assists installation where suspension and hangers cause a clearance problem
- Must be used with 031-01284 or 031-01285
- Packaged set includes 2 extension castings and two (2) 5/8"-11 x10.0" grade 8 bolts

### Dimension Diagram



### Specifications

part no.	weight (lbs.)	pop. code	casting
031-01299	5.90	A	RoadKote® (black E-coat)



**F**

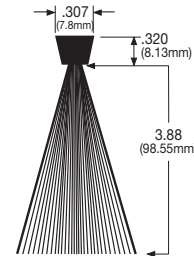
Spray Master® Fenders & Accessories

## **F** Spray Master® Curved Brush Packaged Set (Optional Item)

### **Features**

- Significant spray reduction improves both driver and motorist visibility
- Air flows through flexible filament skirting,
- Reduces spray to keep vehicles cleaner
- Improved tab design on both ends make installation much easier
- Packaged set includes two curved brushes and zinc self-taping screws with special protective coating

### **Dimension Diagram**



### **Specifications**

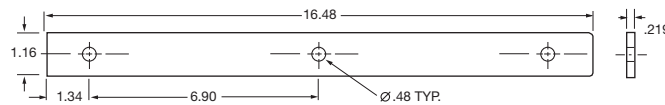
part no.	weight (lbs.)	pop. code	construction	hardware
031-01537	3.50	A	black molded nylon with stainless steel retainer	stainless steel

## **F** Spray Master® Mud Flap Reinforcing Strap (Optional Item)

### **Features**

- Can be used to attach mud flap to fender
- Prevents tear out of mud flap holes
- Part number represents one strap

### **Dimension Diagram**



### **Specifications**


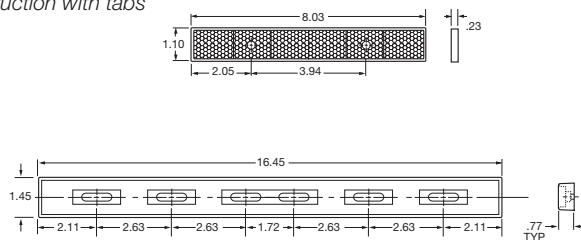
part no.	weight (lbs.)	pop. code	construction
033-04755	.16	A	black molded nylon

## **F** Spray Master® Reflectors & Holders Packaged Set (Optional Item)

### **Features**

- Holders are made of strong black plastic construction with tabs to hold reflectors firmly in place
- Meets DOT-C Conspicuity law
- Enough for one pair of Spray Master fenders
- Packaged set includes two 16" long reflector holders, four red reflectors and stainless steel hardware consisting of six bolts, six nuts, six square washers, and six round washers

### **Dimension Diagram**



### **Specifications**

part no.	weight (lbs.)	pop. code
031-01112	1.02	A

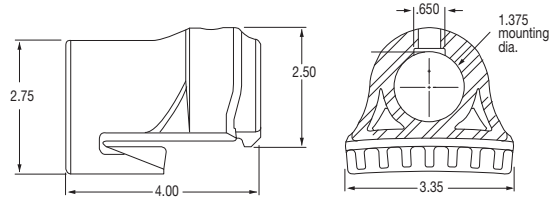
## F Spray Master® Slidetrax® Packaged Set (Replacement Item)



### Features

- Secures to the Slidetrax® on the Spray Master® fender
- Stainless steel setscrew and T-nut grips fender and won't strip out when tightened
- Molded from a highly durable 15% glass-filled 6-6 nylon
- Includes four Slidetrax® clamps and stainless steel hardware consisting of four t-nuts and four setscrews

### Dimension Diagram



### Specifications

part no.	weight (lbs.)	pop. code
031-01293	2.61	A

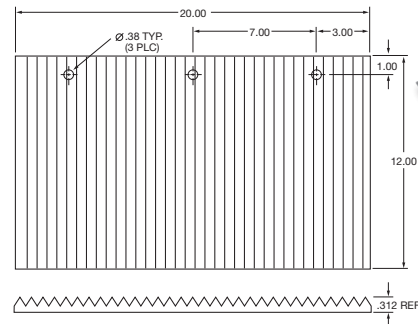
CAN. Patent #2,496,482;  
AUS. Patent # 2005200596;  
N.Z. Patent # 566803

## F Spray Master® Mud Flap

### Features

- 20"x12" black anti-spray flap

### Dimension Diagram



### Specifications

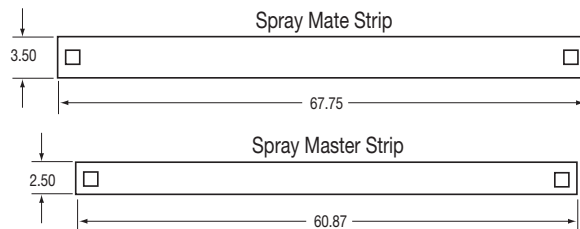
part no.	weight (lbs.)	pop. code
033-02254	1.80	A

## F Decorative Strips for Spray Mate® & Spray Master® Fenders

### Features

- Easy to install on fender
- 430 polished stainless steel, .030" thickness
- Packaged set includes four strips and stainless steel hardware (carriage bolts, nuts and washer)
- Each packaged set is enough to do a pair of fenders

### Dimension Diagram



### Specifications

part no.	weight (lbs.)	pop. code	description
031-01653	5.40	A	Spray Master full round
031-01655	8.32	A	Spray Mate full round



# Black Plastic End Cap Application Chart

## Features

- Gives mounts, fenders, and mud flap brackets a finished appearance
- Triple fin design - won't come out
- Black polypropylene construction
- Package sets include two end caps and, if applicable, reflectors



F Plastic End Cap Application Chart


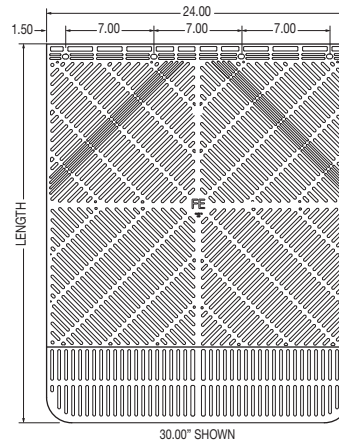
pkg. set part no.	Application - to be used with what product	cap design	O.D. tube size	shape	reflectors	
031-01277	<ul style="list-style-type: none"> <li>• Air Slipper® Quarter Fender (painted)</li> <li>• Low mount Std. quarter fenders, both stainless &amp; aluminum</li> <li>• Spray Mate® offset stainless mount at frame connection</li> <li>• Spray Mate® offset roadKote mount at frame connection</li> <li>• Standard duty fender end mount support tube (031-00095)</li> <li>• FB-27 RoadKote® models</li> </ul>	triple fin	2.00"	round	no	
031-01278	<ul style="list-style-type: none"> <li>• Standard quarter fender line - all finishes</li> <li>• Low mount Std. plastic quarter fender</li> </ul>	triple fin	2.09" x 1.75"	flattened	no	
031-01211	<ul style="list-style-type: none"> <li>• Traditional tandem fender mounts with round tubes</li> <li>• Spray Mate® mounts, at end of tube only</li> <li>• Heavy-duty mounts</li> <li>• X-FLEX® Multi-Mount U &amp; TR</li> <li>• Pivot Bar® bulk kit</li> </ul>	triple fin	1.87"	round	no	
031-01225	<ul style="list-style-type: none"> <li>• Traditional tandem fender mounts with flattened tubes</li> </ul>	triple fin	2.00" x 1.65"	flattened	no	
031-01502	<ul style="list-style-type: none"> <li>• HELLCAT® stainless steel models</li> </ul>	clip-in tabs	-	round top flat sides and tabs	yes	
031-01269	<ul style="list-style-type: none"> <li>• FB-27 product line, both RoadKote® and stainless</li> </ul>	bolt tab	2.00"	round w/ bolt tab	yes	
031-01281	<ul style="list-style-type: none"> <li>• Master Mount line for Spray Master® fenders</li> </ul>	triple fin	1.38"	round	no	



## NEW AeroFlap® Aerodynamic Mud Flap

### Features

- AeroFlap's® unique pattern channels airflow in different, complimentary directions which saves fuel by reducing drag. Studies confirm a pair of non-aerodynamic mudflaps increase fuel consumption by .5 - 1%
- AeroFlap® reduces spray by not atomizing or "smashing" water droplets, creating a safer environment for everyone on the road
- Eliminates the need for anti-sail brackets due to the way air is channeled and breaks up the trailing air vortex
- Reduces maintenance costs by venting excess heat around tires and brakes
- AeroFlap's® polypropylene material is uniquely designed to withstand colder temperatures - successfully tested to -30°F
- AeroFlap® is the only aerodynamic mudflap designed for use with angled shortie brackets. Traditional flaps must be cut in places not intended for new mounting holes which causes their flaps to tear away
- Available in 24", 30", & 36" heights for vehicles sitting at different heights
- Stacks neatly and nests on shipping skids, ensuring that the product stacks, stores, and ships without headache
- Works in Synergy with U.S. EPA's Smartway Program for truck/trailer aerodynamics
- AeroFlap® is available in black or white



### Specifications

part no. - black	part no. - white	weight (lbs.)	pop. code	width	length
033-08001	033-08007	4.00	A	24.00"	24.00"
033-08002	033-08009	4.50	A	24.00"	30.00"
033-08004	033-08011	5.10	A	24.00"	36.00"

## Patriotic Mud Flap

### Features

- Mylar hot stamping process assures long life of lettering and trademarks
- Four slotted holes conform to TMC specifications
- Stays cleaner longer and are resistant to road chemicals, grease, oil, fuel, and salt
- Part number represents one pair of flaps (bulk kit)



### Specifications

part no.	weight (lbs.)	pop. code	width	length	description
031-00653-20	6.64	B	24.00"	24.00"	flap kit - flag and lettering
031-00653-21	6.64	B	24.00"	24.00"	flap kit - flag only
031-00654-116	8.29	B	24.00"	30.00"	flap kit - flag and lettering
031-00654-117	8.29	B	24.00"	30.00"	flap kit - flag only
031-00655-33	9.96	B	24.00"	36.00"	flap kit - flag and lettering
031-00655-34	9.96	B	24.00"	36.00"	flap kit - flag only

## Hellcat® Mud Flaps

### Features

- A sharp looking mud flap to compliment an attractive mud flap bracket
- Mylar hot stamping process assures long life of Hellcat® logo
- Part numbers represents one pair (bulk kit)



### Specifications

part no.	weight (lbs.)	pop. code	width (in.)	length (in.)	thickness (in.)	flap color
031-00656-9	6.64	A	24.00"	24.00"	.1875"	black
031-00657-34	8.29	A	24.00"	30.00"	.1875"	black
031-00658-14	9.96	A	24.00"	36.00"	.1875"	black

## 3/16" Poly Mud Flaps

### Features

- Formulated and blended with a unique compound of elastomers for greater resistance to cold weather cracking and tearing
- Stays cleaner longer and are resistant to road chemicals, grease, oil, fuel, and salt
- Four slotted holes conform to TMC specifications
- Special sizes available upon request
- Part number represents one pair of flaps (bulk kit)

### Specifications

part no.	weight (lbs.)	popularity code	width	length	color
031-00635	6.64	A	24.00"	24.00"	white
031-00636	8.29	A	24.00"	30.00"	white
031-00637	9.96	A	24.00"	36.00"	white
031-00638	6.64	A	24.00"	24.00"	black
031-00639	8.29	A	24.00"	30.00"	black
031-00640	9.96	A	24.00"	36.00"	black




## 5/16" Anti-Spray Poly Mud Flaps

### Features

- Formulated and blended with a unique compound of elastomers for greater cold weather resistance to cracking and tearing
- Four slotted holes conform to TMC specifications
- A straight ribbed pattern channels water downward to reduce road spray
- Reduces ice and snow build-up and stays effective longer
- Part number represents one pair of flaps (bulk kit)

### Specifications

part no.	weight (lbs.)	popularity code	width	length	color
031-00677	8.80	A	24.00"	24.00"	white
031-00678	10.80	A	24.00"	30.00"	white
031-00679	12.80	A	24.00"	36.00"	white
031-00680	8.80	A	24.00"	24.00"	black
031-00681	10.80	A	24.00"	30.00"	black
031-00682	12.80	A	24.00"	36.00"	black



## 3/16" & 5/16" Custom Poly Mud Flaps

### Features

- Hot stamped with your name, logo, trademark, etc.
- Hot stamp available with OEM logo only through respective dealers
- Mylar hot stamping process assures long life of lettering and trademarks
- Four slotted holes conform to TMC specifications
- Imprinted message available in many standard foil colors
- Up to three lines of 2.00", 3.00", or 4.00" height straight block lettering available
- Stays cleaner longer and are resistant to road chemicals, grease, oil, fuel, and salt
- Part number represents one pair of flaps (bulk kit)

### How to Order

- See order form on page 129 for additional information

### Specifications for 3/16" Custom Mud Flaps

part no.	weight (lbs.)	pop. code	thickness (in.)	width	length	color
031-00653-__	6.64	B	3/16"	24.00"	24.00"	white
031-00654-__	8.29	B	3/16"	24.00"	30.00"	white
031-00655-__	9.96	B	3/16"	24.00"	36.00"	white
031-00656-__	6.64	B	3/16"	24.00"	24.00"	black
031-00657-__	8.29	B	3/16"	24.00"	30.00"	black
031-00658-__	9.96	B	3/16"	24.00"	36.00"	black

### Specifications for 5/16" Anti-Spray Custom Mud Flaps

part no.	weight (lbs.)	pop. code	thickness (in.)	width	length	color
031-00695-__	8.80	B	5/16"	24.00"	24.00"	white
031-00696-__	10.80	B	5/16"	24.00"	30.00"	white
031-00697-__	12.80	B	5/16"	24.00"	36.00"	white
031-00698-__	8.80	B	5/16"	24.00"	24.00"	black
031-00699-__	10.80	B	5/16"	24.00"	30.00"	black
031-00700-__	12.80	B	5/16"	24.00"	36.00"	black



## How to Order Custom Mud Flaps (Distributors/Dealers)

- Please furnish clean black and white artwork, a business card, or other printed material that clearly shows logo and the colors you want reproduced
- Create a rough sketch using flap grid diagram below to indicate placement of art, lettering, and/or logo
- All art, lettering and/or logos must fit into 18.00" x 18.00" imprint area
- Please print your custom lettering message clearly
- Photocopy this order form and fax it to us at (231) 777-2720
- Initial minimum order is 50 pairs, repeat minimum order is 25 pairs

## Initial Custom Order Set-Up Charges

- Fifty pair minimum, a one-time set-up charge for custom lettering, logos, and artwork
- Normally, one imprint plate is used for each color
- Additional plates may be necessary for large images
  - part no. 031-AC001** First plate
  - part no. 031-AC002** Second plate
  - part no. 031-AC003** Third plate
- The first imprint plate is free on orders of 200 pairs or more
- Consult price list for plate charge

### Order Form

Name: \_\_\_\_\_

Authorized Signature: \_\_\_\_\_

Street Address: \_\_\_\_\_

Purchase Order No.: \_\_\_\_\_

City: \_\_\_\_\_

State: \_\_\_\_\_ Zip: \_\_\_\_\_

Quantity: \_\_\_\_\_

Size: \_\_\_\_\_

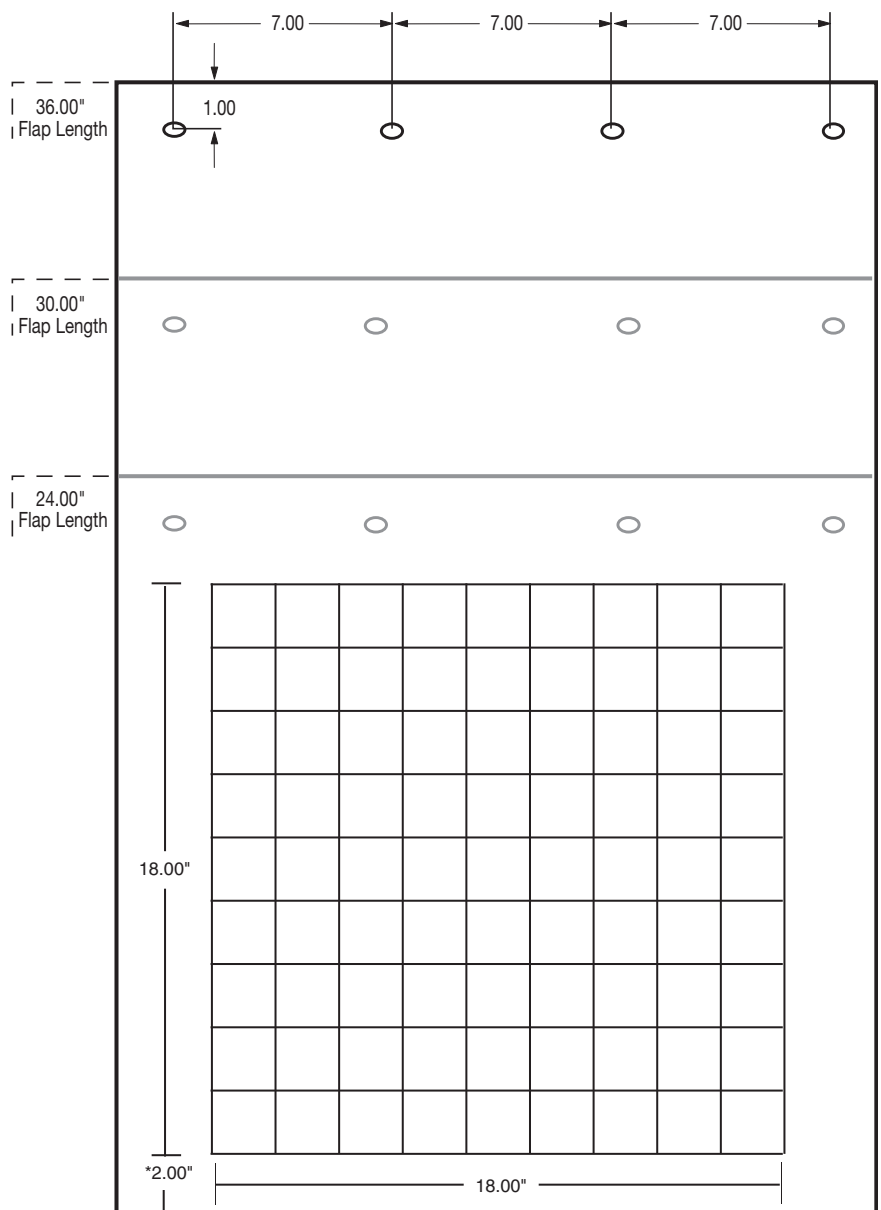
Part Number: \_\_\_\_\_

Description: \_\_\_\_\_

Please PRINT your message clearly

When using stainless steel flap plate kits (page 130), allow 4.50" from bottom for artwork and/or logo.

Standard Foil Colors	
Color	Standard P.M.S. Equivalent
Black	3-2X
Medium Blue	293
Medium Brown	471-2X
Green	354-2X
Grey	429
Orange	021
Red	032
Red/Orange	172
White	
Yellow	108



MF

Poly Mud Flap Order Form

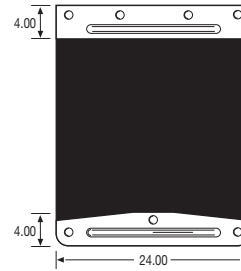


## **FE** Mirror Finish Stainless Steel Flap Plate Packaged Sets

### Features

- Mirror finish stainless steel plates, will never rust
- Embossed for added strength and improved appearance
- Pre-punched square holes for use with carriage bolts
- No studs to break off
- .046" thick
- Packaged set includes stainless steel hardware consisting of carriage bolts, nuts, and washers

### Dimension Diagram



### Specifications

part no.	weight (lbs.)	pop. code	description
033-00319	3.20	B	two upper flap plates with stainless steel mounting hardware
033-00297	3.00	B	two lower flap plates with stainless steel mounting hardware
031-00170	5.50	B	two upper and two lower flap plates with stainless steel mounting hardware

**MF**

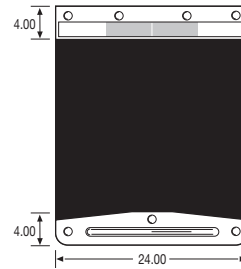
**Flap Plate Sets**

## **UF** Upper Flap Plate Packaged Set with Reflective Tape

### Features

- Mirror finish stainless steel plates with reflective tape attached
- Meets all requirements of the conspicuity law
- Pre-punched square holes for use with carriage bolts
- No studs to break off
- Packaged set includes stainless steel hardware consisting of carriage bolts, nuts, and washers

### Dimension Diagram



### Specifications

part no.	weight (lbs.)	pop. code	description
031-01584	3.20	B	two stainless steel upper plates w/ tape & stainless steel mounting hardware




## **F** Spray Suppression Skirting Packaged Sets & Component Parts

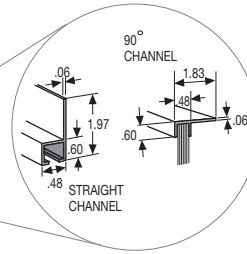
### Features

- Special corrugated packaging allows parcel shipment of one to two kits per package
- Air flows freely through the flexible filament
- Brush reduces spray to keep vehicles cleaner
- Significant spray reduction improves both driver and motorist visibility
- Each skirting packaged set comes in 8.00' sections with two spray suppression brushes (6.00", 9.00", or 12.00" length) and two aluminum channels (90° or straight mount)

### Installation Diagram



### Dimension Diagram



### Specifications

part no.	weight (lbs.)	pop. code	description	brush length (in.)	channel
031-00716	11.80	A	packaged set	6.00	90°
031-00717	13.24	A	packaged set	9.00	90°
031-00718	14.68	A	packaged set	12.00	90°
031-00719	11.80	A	packaged set	6.00	straight
031-00720	13.24	A	packaged set	9.00	straight
031-00721	14.68	A	packaged set	12.00	straight
032-00337	1.56	A	channel only	na	straight
032-00338	1.67	A	channel only	na	90 degree
032-00340	2.92	A	brush only	6.00	na
032-00341	3.23	A	brush only	9.00	na
032-00342	3.95	A	brush only	12.00	na

**MF** Skirting Kits

## **F** Side Skirting Filament

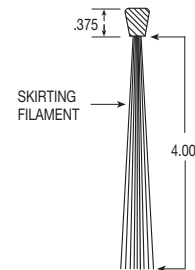
### Features

- .375" mounting area for versatile application

### How to Order

- Specify number of feet

### Dimension Diagram



### Specifications

part no.	weight per foot (lbs.)	popularity code	description
997-70174	.38	C	skirting filament brush only



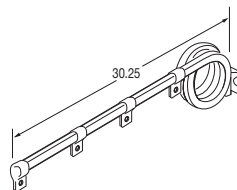
## Square Triple Coil Bracket Packaged Sets & Arms



### Features

- Square spring steel
- Black primer finish
- Arms available separately
- Packaged sets include two arms, "regular" cast mounting sockets, and all mounting hardware (bracket to chassis and mud flap to bracket)
- Contact our sales department regarding any application questions

### Dimension Diagram



### Specifications

part no.	weight (lbs.)	pop. code	description	bar size (in.)	mounts	application	cross reference
031-00123	19.10	A	complete packaged set	.63	standard	standard-duty	B23
031-00143	19.20	A	complete packaged set	.63	end	standard-duty	
034-00429	7.80	A	one left (roadside) arm	.63		standard-duty	A23L
034-00430	7.80	A	one right (curbside) arm	.63		standard-duty	A23R
031-00101	26.10	A	complete packaged set	.75	standard	heavy-duty	
031-00111	26.32	A	complete packaged set	.75	end	heavy-duty	
034-00676	11.27	A	one left (roadside) arm	.75		heavy-duty	
034-00677	11.27	A	one right (curbside) arm	.75		heavy-duty	

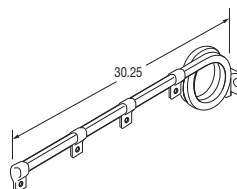


## Square Double Coil Bracket Packaged Sets & Arms

### Features

- Square spring steel
- Black primer finish
- Arms available separately
- Packaged sets include two arms, "regular" cast mounting sockets, and all mounting hardware (bracket to chassis and mud flap to bracket)
- Contact our sales department regarding any application questions

### Dimension Diagram



### Specifications

part no.	weight (lbs.)	pop. code	description	bar size (in.)	mounts	application	cross reference
031-00130	16.50	A	complete packaged set	.63	standard	standard-duty	
034-00628	6.80	A	one left (roadside) arm	.63		standard-duty	
034-00629	6.80	A	one right (curbside) arm	.63		standard-duty	
031-00108	22.90	A	complete packaged set	.75	standard	heavy-duty	B83
034-00636	9.60	A	one left (roadside) arm	.75		heavy-duty	A83L
034-00637	9.60	A	one right (curbside) arm	.75		heavy-duty	A83R

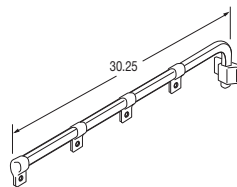


## Right Angle Bracket Packaged Sets & Arms

### Features

- Square spring steel
- Black primer finish
- Arms available separately
- Packaged sets include two arms, "regular" cast mounting sockets, and all mounting hardware (bracket to chassis and mud flap to bracket)
- Contact our sales department regarding any application questions

### Dimension Diagram.



### Specifications

part no.	weight (lbs.)	pop. code	description	bar size (in.)	mounts	application	cross reference
031-00125	12.80	A	complete packaged set	.63	standard	standard-duty	B25
031-00145	12.40	A	complete packaged set	.63	end	standard-duty	
034-00426	4.50	A	one arm	.63		standard-duty	A25
031-00102	16.10	A	complete packaged set	.75	standard	heavy-duty	B82
031-00112	16.38	A	complete packaged set	.75	end	heavy-duty	
034-00679	6.30	A	one arm	.75		heavy-duty	A82

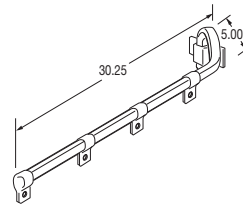


## **FE** 5.00" Offset Bracket Packaged Sets & Arms

### Features

- Square spring steel
- Black primer finish
- Arms available separately
- Packaged sets include two arms, "regular" cast mounting sockets, and all mounting hardware (bracket to chassis and mud flap to bracket)
- Contact our sales department regarding any application questions

### Dimension Diagram



### Specifications

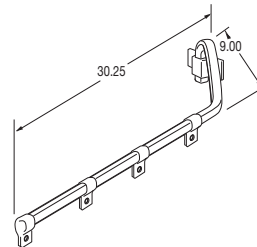
part no.	weight (lbs.)	pop. code	description	bar size (in.)	mounts	application	cross reference
031-00129	13.20	A	complete packaged set	.63	standard	standard-duty	B29, 5.50" offset
031-00149	13.00	A	complete packaged set	.63	end	standard-duty	
034-00427	4.90	A	one left (roadside) arm	.63		standard-duty	A29L, 5.50" offset
034-00428	4.90	A	one right (curbside) arm	.63		standard-duty	A29R, 5.50" offset
031-00103	17.00	B	complete packaged set	.75	standard	heavy-duty	
031-00113	17.16	B	complete packaged set	.75	end	heavy-duty	
034-00682	6.60	B	one left (roadside) arm	.75		heavy-duty	
034-00683	6.60	B	one right (curbside) arm	.75		heavy-duty	

## **FE** 9.00" Offset Bracket Packaged Sets & Arms

### Features

- Square spring steel
- Black primer finish
- Arms available separately
- Packaged sets include two arms, "regular" cast mounting sockets, and all mounting hardware (bracket to chassis and mud flap to bracket)
- Contact our sales department regarding any application questions

### Dimension Diagram



### Specifications

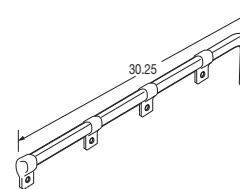
part no.	weight (lbs.)	pop. code	description	bar size (in.)	mounts	application	cross reference
031-00147	13.70	B	complete packaged set	.63	standard	standard-duty	B69
031-00157	14.62	B	complete packaged set	.63	end	standard-duty	
034-00642	5.00	B	one left (roadside) arm	.63		standard-duty	A69L
034-00643	5.00	B	one right (curbside) arm	.63		standard-duty	A69R
031-00089	18.60	C	complete packaged set	.75	standard	heavy-duty	
031-00099	18.70	C	complete packaged set	.75	end	heavy-duty	
034-00644	7.50	C	one left (roadside) arm	.75		heavy-duty	
034-00645	7.50	C	one right (curbside) arm	.75		heavy-duty	

## **FE** Standard Point-of-Purchase Barrel

### Features

- Barrel includes 50, right angle, .63" mud flap bracket arms
- Arms available separately
- Contact our sales department regarding any application questions

### Dimension Diagram



### Specifications

part no.	weight (lbs.)	popularity code	description
031-00050	236.00	A	Standard P.O.P. Barrel and bracket arms
034-00426	4.50	A	.63" right angle bracket arm

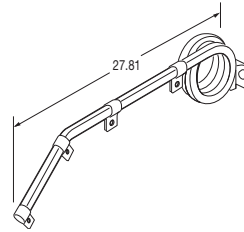


## MF Shortie Square Triple Coil Bracket Packaged Sets & Arms

### Features

- Square spring steel
- Black primer finish
- Arms available separately
- Packaged sets include two arms, "regular" cast mounting sockets, and all mounting hardware (bracket to chassis and mud flap to bracket)
- Contact our sales department regarding any application questions

### Dimension Diagram



### Specifications

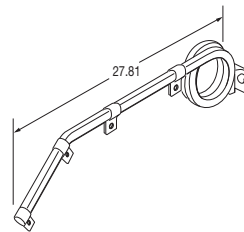
part no.	weight (lbs.)	pop. code	description	bar size (in.)	mounts	application	cross reference
031-00133	19.70	A	complete packaged set	.63	standard	standard-duty	B33
031-00153	19.75	A	complete packaged set	.63	end	standard-duty	
034-00436	7.80	A	one left (roadside) arm	.63		standard-duty	A33L
034-00437	7.80	A	one right (curbside) arm	.63		standard-duty	A33R
031-00104	26.30	A	complete packaged set	.75	standard	heavy-duty	
031-00114	26.25	A	complete packaged set	.75	end	heavy-duty	
034-00672	11.20	A	one left (roadside) arm	.75		heavy-duty	
034-00673	11.20	A	one right (curbside) arm	.75		heavy-duty	

## MF Shortie Square Double Coil Bracket Packaged Sets & Arms

### Features

- Square spring steel
- Black primer finish
- Arms available separately
- Packaged sets include two arms, "regular" cast mounting sockets, and all mounting hardware (bracket to chassis and mud flap to bracket)
- Contact our sales department regarding any application questions

### Dimension Diagram



### Specifications

part no.	weight (lbs.)	pop. code	description	bar size (in.)	mounts	application	cross reference
031-00136	17.20	B	complete packaged set	.63	standard	standard-duty	
031-00146	18.20	B	complete packaged set	.63	end	standard-duty	
034-00660	6.70	B	one left (roadside) arm	.63		standard-duty	
034-00661	6.70	B	one right (curbside) arm	.63		standard-duty	
031-00110	23.00	B	complete packaged set	.75	standard	heavy-duty	B84
031-00120	23.10	B	complete packaged set	.75	end	heavy-duty	
034-00668	9.50	B	one left (roadside) arm	.75		heavy-duty	A84L
034-00669	9.50	B	one right (curbside) arm	.75		heavy-duty	A84R



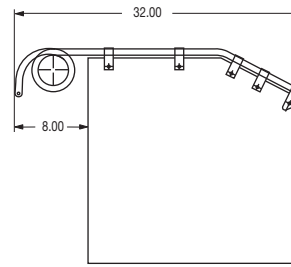


## **FE** Shortie Square Double Coil Bracket Pkg. Set & Arms (Extra-Long)

### Features

- Square spring steel
- Black primer finish
- .75" bar size
- Arms available separately
- Packaged sets include two arms, "regular" cast mounting sockets, and all mounting hardware (bracket to chassis and mud flap to bracket)
- Longer length provides complete mud flap containment
- Special end bracket clip to reduce flap breakage
- Contact our sales department regarding any application questions

### Dimension Diagram



### Specifications

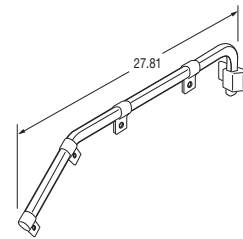
part no.	weight (lbs.)	pop. code	description	mounts	application	cross reference
031-00553	23.75	C	packaged set	standard	heavy-duty	B87
034-00877	10.25	A	one left (roadside) arm	standard	heavy-duty	A87L
034-00878	10.25	A	one right (curbside) arm	standard	heavy-duty	A87R

## **FE** Shortie Right Angle Bracket Packaged Sets & Arms

### Features

- Square spring steel
- Black primer finish
- Arms available separately
- Packaged sets include two arms, "regular" cast mounting sockets, and all mounting hardware (bracket to chassis and mud flap to bracket)
- Contact our sales department regarding any application questions

### Dimension Diagram



### Specifications

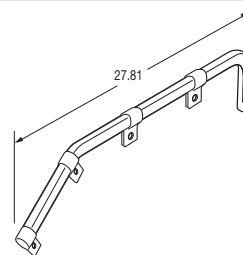
part no.	weight (lbs.)	pop. code	description	bar size (in.)	mounts	application	cross reference
031-00135	12.80	A	complete packaged set	.63	standard	standard-duty	B35
031-00155	13.20	A	complete packaged set	.63	end	standard-duty	
034-00433	4.50	A	one arm	.63		standard-duty	A35
031-00105	16.62	A	complete packaged set	.75	standard	heavy-duty	B81
031-00115	17.48	A	complete packaged set	.75	end	heavy-duty	
034-00685	6.30	A	one arm	.75		heavy-duty	A81

## **FE** Shortie Point-of-Purchase Barrel

### Features

- Barrel includes 40, Shortie right angle, .63" mud flap bracket arms
- Arms available separately
- Contact our sales department regarding any application questions

### Dimension Diagram



### Specifications

part no.	weight (lbs.)	popularity code	description
031-00049	189.00	A	Shortie P.O.P. Barrel and bracket arms
034-00433	4.50	A	.63" Shortie right angle bracket arm

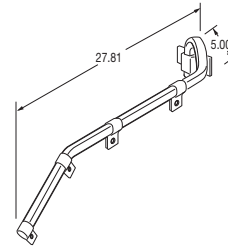
**MF** Bar Type Mud Flap Brackets

## MF Shortie 5.00" Offset Bracket Packaged Sets & Arms

### Features

- Square spring steel
- Black primer finish
- Arms available separately
- Packaged sets include two arms, "regular" cast mounting sockets, and all mounting hardware (bracket to chassis and mud flap to bracket)
- Contact our sales department regarding any application questions

### Dimension Diagram



### Specifications

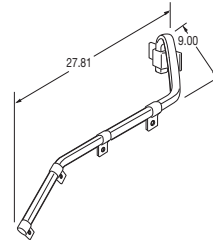
part no.	weight (lbs.)	pop. code	description	bar size (in.)	mounts	application	cross reference
031-00139	13.50	A	complete packaged set	.63	standard	standard-duty	B39
031-00159	13.00	A	complete packaged set	.63	end	standard-duty	
034-00434	4.90	A	one left (roadside) arm	.63		standard-duty	A39L
034-00435	4.90	A	one right (curbside) arm	.63		standard-duty	A39R
031-00106	17.21	B	complete packaged set	.75	standard	heavy-duty	
031-00116	18.30	B	complete packaged set	.75	end	heavy-duty	
034-00688	6.60	B	one left (roadside) arm	.75		heavy-duty	
034-00689	6.60	B	one right (curbside) arm	.75		heavy-duty	

## MF Shortie 9.00" Offset Bracket Packaged Sets & Arms

### Features

- Square spring steel
- Black primer finish
- Arms available separately
- Packaged sets include two arms, "regular" cast mounting sockets, and all mounting hardware (bracket to chassis and mud flap to bracket)
- Contact our sales department regarding any application questions

### Dimension Diagram



### Specifications

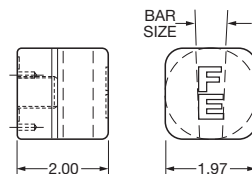
part no.	weight (lbs.)	pop. code	description	bar size (in.)	mounts	application	cross reference
031-00150	13.80	B	complete packaged set	.63	standard	standard-duty	B79
031-00160	15.40	B	complete packaged set	.63	end	standard-duty	
034-00650	5.00	B	one left (roadside) arm	.63		standard-duty	A79L
034-00651	5.00	B	one right (curbside) arm	.63		standard-duty	A79R

## MF Cast Single Bolt Mounting Packaged Set

### Features

- Takes up less space on truck frame
- Steel construction
- Packaged set includes two mounting sockets, two 5/8" bolts, and lock washers
- Three steel pins ensure socket will not move
- Can be used with PivotBar® to offset a bar stock bracket

### Dimension Diagram



### Specifications

part no.	weight (lbs.)	popularity code	bar size (in.)	finish
031-01589	3.60	A	.63	E-coat



U.S. Patent #6,484,984B2  
CAN. Patent #2, 328,683

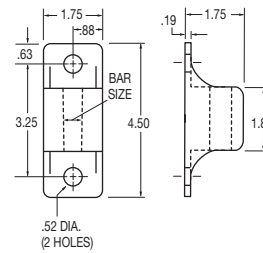


## FE Standard Cast Vertical Mounting Packaged Sets

### Features

- Steel construction
- Black primed finish
- Allows for relocation of brackets from one vehicle to another
- Packaged sets include two mounting sockets and all necessary hardware

### Dimension Diagram



### Specifications

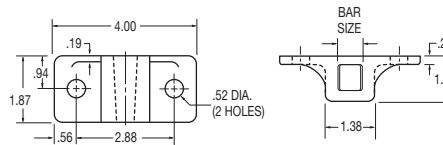
part no.	weight (lbs.)	popularity code	bar size (in.)	cross reference
031-00891	3.69	A	.63	K 650
031-00892	4.21	A	.75	K 850

## FE Standard "Regular" Cast Mounting Packaged Sets

### Features

- Steel construction
- Black primed finish
- Allows for relocation of brackets from one vehicle to another
- Packaged sets include two mounting sockets and all necessary hardware

### Dimension Diagram



### Specifications

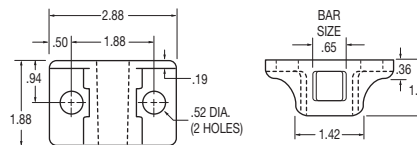
part no.	weight (lbs.)	popularity code	bar size (in.)	cross reference
031-00896	2.39	A	.63	K 1732
031-00897	2.33	A	.75	K 700

## FE Standard "Narrow" Cast Mounting Packaged Sets

### Features

- Steel construction
- Black primed finish
- Allows for relocation of brackets from one vehicle to another
- Packaged sets include two mounting sockets and all necessary hardware

### Dimension Diagram



### Specifications

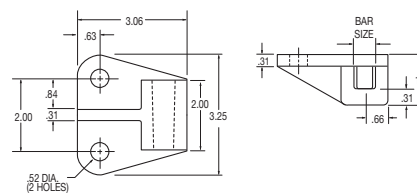
part no.	weight (lbs.)	popularity code	bar size (in.)	cross reference
031-00899	1.93	A	.63	K 711

## FE Cast End Mounting Packaged Sets

### Features

- Steel construction
- Black primed finish
- Allows for relocation of brackets from one vehicle to another
- Packaged sets include two mounting sockets and all necessary hardware

### Dimension Diagram



ROADSIDE SHOWN  
(LEFT HAND)

### Specifications

part no.	weight (lbs.)	popularity code	bar size (in.)	cross reference
031-00893	3.23	A	.63	B 600
031-00894	3.11	A	.75	B 750

MF

Bracket Mounting Packaged Sets

## Everything You Need To Know About

# Spring Loaded Mud Flap Brackets

**DEFINITION:** A mud flap bracket assembly whose major components are a **tube**, **spring** and **frame seat or mount**, and an optional **end cap**.

The **tube** is the primary component that holds the mud flap and spring. All tubes have a mounting plate welded on one end.

The **spring** holds the tube to the frame seat or mount and allows the bracket to absorb vibrations and move out of the way on impact.

The **frame seat** (also known on some models as the end plate) is the component between the bracket tube and the truck frame and attaches to the truck frame. It also holds the tube and spring in place for mounting and removing.

There are three frame seat mounting designs: **Internal Frame Mount**, **Frame Seat with Internal Locator** and the **Self-Centering Frame Seat**.

The **Internal Frame Mount** does not have a true frame seat as it is recessed into the bracket tube mounting plate which can cause several problems.

- The bracket tube can "hang-up" and be out of position
- Does not protect the truck frame - direct tube contact causes wear on the frame
- The bracket spring **MUST** be held in place by a keeper bar for mounting and removing
- If the keeper bar is **NOT** in place when removing the bracket, the sudden release of the spring may cause serious personal injury
- Depending on the manufacturer, springs are loaded up to 800 lbs.

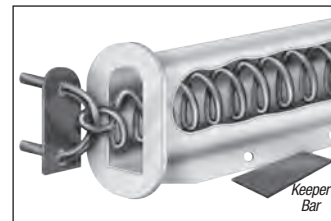
The **Frame Seat With Internal Locator**, is a true frame seat but with an internal locator.

- Protects the truck frame
- The bracket tube can "hang-up" and get out of position
- Keeps the bracket together which makes for easier and safer mounting and removal - no keeper bar to worry about


The third type of frame seat is the **Self-Centering Frame Seat**, a patented design that is a true frame seat with many special features.

- Will never "hang-up" - ALWAYS snaps into the correct position - 100% of the time.
- Protects the truck frame - no contact from the tube to the frame
- Keeps the bracket together which makes for easier and safer mounting and removal - no keeper bar to worry about

All Fleet Engineers FB-27 brackets and Hellcat brackets have patented self-centering frame seats - the only brackets in the industry to do so. Quite often, manufacturers of the other two frame seat designs consider theirs to be self-centering but they do not perform correctly 100% of the time like the self-centering brackets. And most other brackets leave off the end cap, but not Fleet Engineers. An end cap provides a "finished" appearance, increases safety due to the built in reflectors and keeps debris outside the internal part of the tube. For these reasons, we believe it is important that all FB-27's\* and Hellcats come STANDARD with an attractive end cap that stays on!



**INTERNAL  
FRAME MOUNT**



**FRAME SEAT WITH  
INTERNAL LOCATOR**



**SELF-CENTERING  
FRAME SEAT**

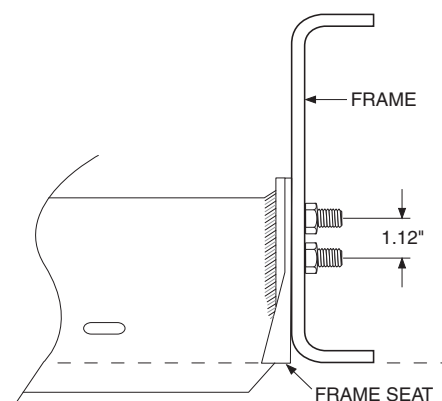
### FB-27 Mounting Installation Instructions

1. Make sure the area of the frame where the bracket is to be mounted is clean and free from obstructions and protrusions. The frame seat of the bracket must come in full contact with the frame.
2. Locate the bracket in the desired position. Make sure the frame seat does not extend past the bottom edge of the frame. Mark the location of the bolts.
3. Drill 17/32" clearance holes for the bolts.

NOTE: Be sure to follow truck manufacturers recommended procedures for drilling any required holes in the frame.

4. Install bracket and torque nuts to a maximum of 57 ft. lbs.

NOTE: Mounting the FB-27 with the frame seat extending past the bottom of the frame without the use of part #032-00412 support plate will void the warranty.

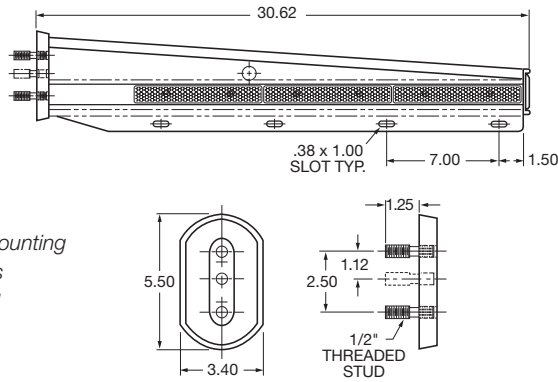


## FE Hellcat® Spring Loaded Brackets and Components

### Features

- Available in stainless steel or RoadKote® (black E-coat) painted finish
- Bracket is unassembled; for installation flexibility, reflectors and hardware are not attached
- Slot arrangement conforms to TTMA flap hole pattern
- Cast mounting seat accepts studs for either 1.125" or 2.5" hole pattern
- Packaged set includes two brackets, reflectors, mounting hardware, end caps, plastic snap rivets, and plugs
- End cap packaged set includes two end caps and two end cap reflectors
- Hardware packaged set includes, four studs, four nuts, four washers, and two gaskets
- Plastic snap rivets and plugs pkg. set includes 12 of each

### Dimension Diagram



### Specifications

part no.	weight (lbs.)	pop. code	description	construction
033-04992	26.15	A	complete packaged set	RoadKote® (black E-coat)
033-04993	26.15	A	complete packaged set	polished stainless steel finish
031-01500	0.40	A	straight reflector packaged set- 4 white & 2 red	
031-01502	0.20	A	end cap packaged set for stainless steel model	
031-01503	0.75	A	hardware packaged set	
031-01507	0.025	A	plastic snap rivets and plugs packaged set	

U.S. Patent # 6,604,724  
CAN. Patent #2,328,677

RoadKote End Cap View



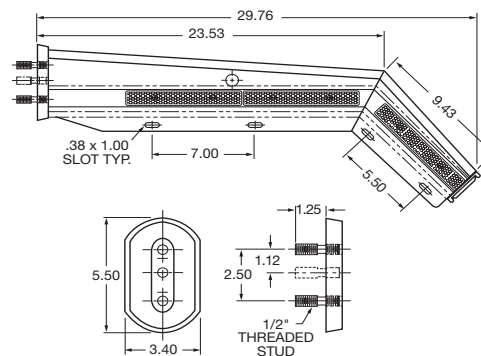
Matching Hellcat® mudflap available - see page 127

## FE Hellcat® Shortie Spring Loaded Brackets and Components

### Features

- Available in stainless steel or RoadKote® (black E-coat) painted finish
- Bracket is unassembled; for installation flexibility, reflectors and hardware are not attached
- Cast mounting seat accepts studs for either 1.125" or 2.5" hole pattern
- Packaged set includes two brackets, reflectors, mounting hardware, rubber gaskets, end caps, plastic snap rivets and plugs
- End cap packaged set includes two end caps and two end cap reflectors
- Hardware packaged set includes, four studs, four nuts, four washers, and two gaskets
- Plastic snap rivets and plugs pkg. set includes 12 of each

### Dimension Diagram



### Specifications

part no.	weight (lbs.)	pop. code	description	construction
033-05016	27.39	A	complete packaged set	RoadKote® (black E-coat)
033-05017	27.67	A	complete packaged set	polished stainless steel finish
031-01500	0.40	A	straight reflector packaged set- 4 white & 2 red	
031-01502	0.87	A	end cap packaged set	
031-01503	0.75	A	hardware packaged set	
031-01507	0.025	A	plastic snap rivets and plugs packaged set	

U.S. Patent # 6,604,724  
CAN. Patent #2,328,677


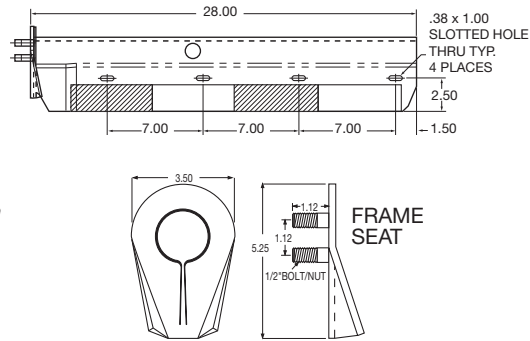


## **FE** \*Standard FB-27 Spring Loaded Brackets with Reflective Tape on Extended Flange

### Features

- Extended flange to accommodate reflective tape
- DOT-C2 reflective tape adhered to extended flange
- Bracket available in RoadKote® finish or polished stainless steel
- Patented seat design eliminates wind-caused bracket rotation
- Reduces flap and bracket damage
- Slot arrangement conforms to TTMA flap hole pattern
- Ideal for the heavy-duty spray suppression flaps
- Packaged set part number represents two brackets, mounting hardware, and end caps

### Dimension Diagram



### Specifications

part no.	weight (lbs.)	pop. code	length (in.)	construction	cross reference
<b>033-04555</b>	21.70	A	28.00	RoadKote® (black E-coat)	B5728 & BF28PCX-kit
<b>033-04567</b>	21.20	A	28.00	polished stainless steel	B5728S & BF28SSCX-kit



MF


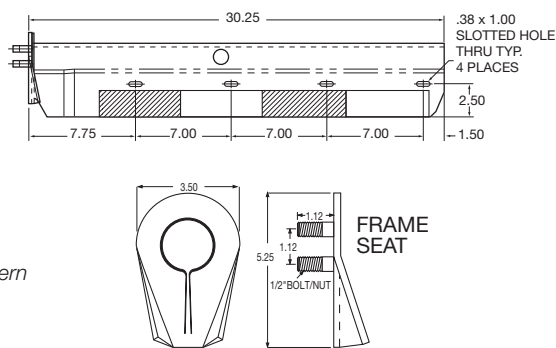
Conspicuity Mud Flap Brackets

## **FE** \*Frame Mount FB-27 Spring Loaded Brackets with Reflective Tape on Extended Flange

### Features

- Extended flange to accommodate reflective tape
- DOT-C2 reflective tape adhered to extended flange
- Bracket available in RoadKote® finish or polished stainless steel
- Patented seat design eliminates wind-caused bracket rotation
- Reduces flap and bracket damage
- Slot arrangement conforms to TTMA flap hole pattern
- Larger size for flap retention to tire's outer edge
- Packaged set part number represents two brackets, mounting hardware, and end caps

### Dimension Diagram



### Specifications

part no.	weight (lbs.)	pop. code	length (in.)	construction	cross reference
<b>033-04530</b>	22.85	A	30.25	RoadKote® (black E-Coat)	B57 & BF30PCX-kit
<b>033-04550</b>	22.89	A	30.25	polished stainless steel	B57S & BF30SSCX-kit



NOTE: Full contact must be maintained between frame seat and truck frame rail. See page 138

\* We recommend the 30.25" unit for any application where the bracket is being mounted directly to the truck frame. If the FB-27 is being mounted to frame mounting adapter, we recommend the 28.00" bracket because of the possibility of extension past the outside edge of the tire.

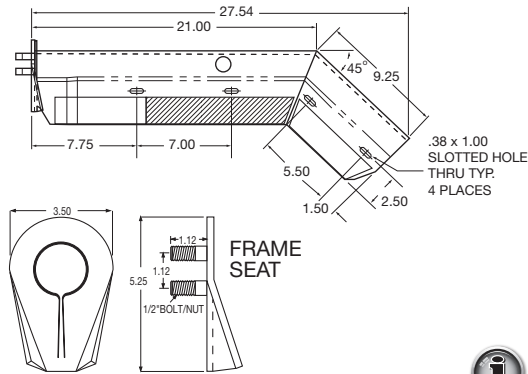


## **FE** \*Shortie FB-27 Spring Loaded Brackets with Reflective Tape on Extended Flange

### Features

- Extended flange to accommodate reflective tape
- DOT-C2 reflective tape adhered to extended flange
- Bracket available in RoadKote® finish or polished stainless steel
- Patented seat design eliminates wind-caused bracket rotation
- Reduces flap and bracket damage
- Ideal for the heavy-duty spray suppression flaps
- Packaged set part number represents two brackets, mounting hardware, and end caps

### Dimension Diagram



### Specifications

part no.	weight (lbs.)	pop. code	length (in.)	construction	cross reference
<b>033-04542</b>	22.45	A	27.54	RoadKote® (black E-coat)	B6728 & SF3045PCX-kit
<b>033-04546</b>	21.39	A	27.54	polished stainless steel	B6728S & SF3045SSCX-kit

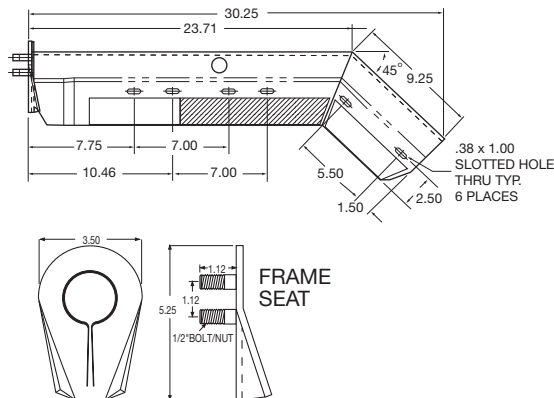


## **FE** \*Frame Mount Shortie FB-27 Spring Loaded Brackets with Reflective Tape on Extended Flange

### Features

- Extended flange to accommodate reflective tape
- DOT-C2 reflective tape adhered to extended flange
- Bracket available in RoadKote® finish or polished stainless steel
- Patented seat design eliminates wind-caused bracket rotation
- Reduces flap and bracket damage
- Ideal for the heavy-duty spray suppression flaps
- Packaged set part number represents two brackets, mounting hardware, and end caps
- Longer length provides complete mud flap containment

### Dimension Diagram



### Specifications

part no.	weight (lbs.)	pop. code	length (in.)	construction	cross reference
<b>033-04647</b>	23.28	A	30.25	RoadKote® (black E-coat)	B67
<b>033-04648</b>	21.60	A	30.25	polished stainless steel	B67S



**NOTE: Full contact must be maintained between frame seat and truck frame rail. See page 138**

\* We recommend the 30.25" unit for any application where the bracket is being mounted directly to the truck frame. If the FB-27 is being mounted to frame mounting adapter, we recommend the 28.00" bracket because of the possibility of extension past the outside edge of the tire.

**MF**

**Conspicuity Mud Flap Brackets**




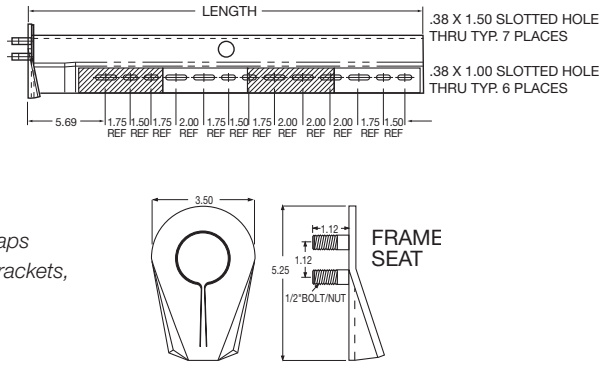
## \*Aftermarket Standard FB-27 Spring Loaded Brackets with Reflective Tape on Flange



### Features

- DOT-C2 reflective tape adhered to flange
- Bracket available in RoadKote® finish or polished stainless steel
- Patented seat design eliminates wind-caused bracket rotation
- Reduces flap and bracket damage
- Slot arrangement conforms to TTMA flap hole pattern
- Ideal for the heavy-duty spray suppression flaps
- Packaged set part number represents two brackets, mounting hardware, and end caps
- Lower priced conspicuity brackets

### Dimension Diagram



### Specifications

part no.	weight (lbs.)	pop. code	length (in.)	construction	cross reference
033-05190	18.25	A	28.00	RoadKote® (black E-coat)	B5728 & BF28PCX-kit
033-05191	17.70	A	28.00	polished stainless steel	B5728S & BF28SSCX-kit


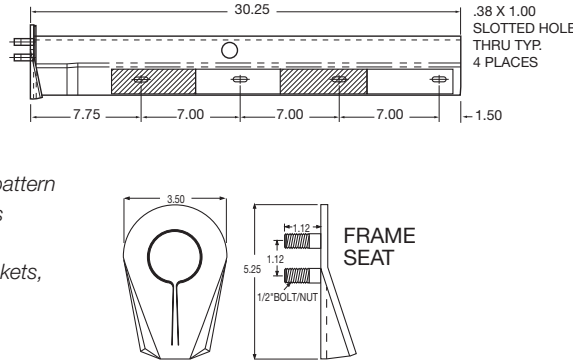


## \* Aftermarket Frame Mount FB-27 Spring Loaded Brackets with Reflective Tape on Flange

### Features

- DOT-C2 reflective tape adhered to flange
- Bracket available in RoadKote® finish or polished stainless steel
- Patented seat design eliminates wind-caused bracket rotation
- Reduces flap and bracket damage
- Slot arrangement conforms to TTMA flap hole pattern
- Ideal for the heavy-duty spray suppression flaps
- Larger size for flap retention to tire's outer edge
- Packaged set part number represents two brackets, mounting hardware, and end caps
- Lower priced conspicuity brackets

### Dimension Diagram



### Specifications

part no.	weight (lbs.)	pop. code	length (in.)	construction	cross reference
033-05192	19.31	A	30.25	RoadKote® (black E-coat)	B57 & BF30PCX-kit
033-05193	18.85	A	30.25	polished stainless steel	B57S & BF30SSCX-kit



NOTE: Full contact must be maintained between frame seat and truck frame rail. See page 138

\* We recommend the 30.25" unit for any application where the bracket is being mounted directly to the truck frame. If the FB-27 is being mounted to frame mounting adapter, we recommend the 28.00" bracket because of the possibility of extension past the outside edge of the tire.



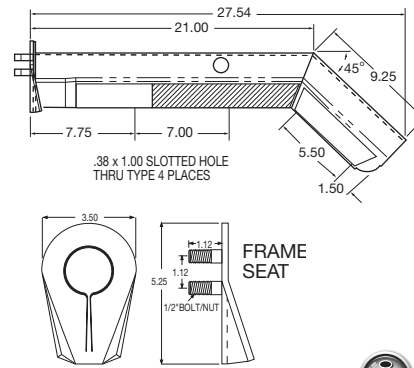


## **\* Aftermarket Shortie FB-27 Spring Loaded Brackets with Reflective Tape on Flange**

### **Features**

- DOT-C2 reflective tape adhered to flange
- Bracket available in RoadKote® finish or polished stainless steel
- Patented seat design eliminates wind-caused bracket rotation
- Reduces flap and bracket damage
- Ideal for the heavy-duty spray suppression flaps
- Packaged set part number represents two brackets, mounting hardware, and end caps
- **Lower priced conspicuity brackets**

### **Dimension Diagram**



### **Specifications**

part no.	weight (lbs.)	pop. code	length (in.)	construction	cross reference
<b>033-05194</b>	18.85	A	27.54	RoadKote® (black E-coat)	B6728 & SF3045PCX-kit
<b>033-05195</b>	18.35	A	27.54	polished stainless steel	B6728S & SF3045SSCX-kit


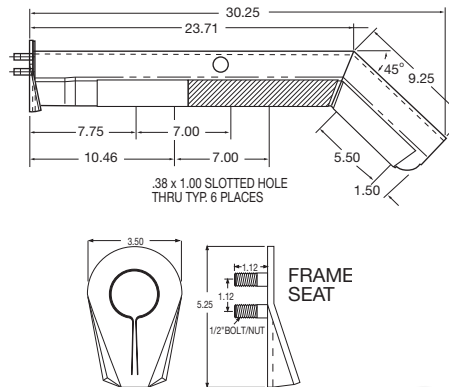


## **\* Aftermarket Frame Mount Shortie FB-27 Spring Loaded Brackets with Reflective Tape on Flange**

### **Features**

- DOT-C2 reflective tape adhered to flange
- Bracket available in RoadKote® finish or polished stainless steel
- Patented seat design eliminates wind-caused bracket rotation
- Reduces flap and bracket damage
- Ideal for the heavy-duty spray suppression flaps
- Packaged set part number represents two brackets, mounting hardware, and end caps
- Longer length provides complete mud flap containment
- **Lower priced conspicuity brackets**

### **Dimension Diagram**



### **Specifications**

part no.	weight (lbs.)	pop. code	length (in.)	construction	cross reference
<b>033-05196</b>	20.65	A	30.25	RoadKote® (black E-coat)	B67
<b>033-05197</b>	19.71	A	30.25	polished stainless steel	B67S



**NOTE: Full contact must be maintained between frame seat and truck frame rail. See page 138**

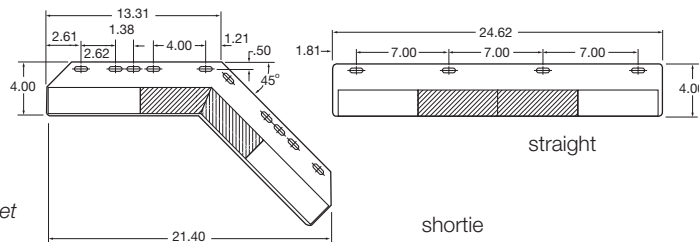
\* We recommend the 30.25" unit for any application where the bracket is being mounted directly to the truck frame. If the FB-27 is being mounted to frame mounting adapter, we recommend the 28.00" bracket because of the possibility of extension past the outside edge of the tire.

## Universal Conspicuity Plates

### Features

- Available in aluminum, black E-coated aluminum, or stainless steel
- Reflective tape attached
- Universal, use either on roadside or curbside
- Can be used with any straight, shortie, bar or spring loaded bracket
- Part number represents one plate

### Dimension Diagram



### Specifications

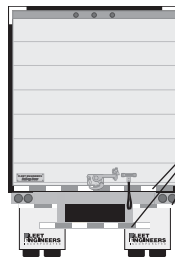
part no.	weight (lbs.)	pop code	bracket type	construction	application	cross reference
033-04259	.60	A	straight	aluminum	roadside OR curbside	RT25, JK2800
033-04263	.57	A	shortie	aluminum	roadside OR curbside	RT35, JK2845
033-05040	.60	A	straight	black RoadKote®	roadside OR curbside	
033-05041	.57	A	shortie	black RoadKote®	roadside OR curbside	
033-05042	1.67	A	straight	stainless steel	roadside OR curbside	
033-05043	1.55	A	shortie	stainless steel	roadside OR curbside	

## DOT-C2 Reflective Tape


### Features

- DOT-C2 certified, exceeds NHTSA requirements
- Highly reflective, even up to a 90° angle
- Available in red and white roll, all white roll or red and white strip
- Quick and easy to apply

### Installation Diagram



- White conspicuity markings must be as close to the top and outer edges as possible
- Red and white tape or reflectors must be applied to horizontal hangers supporting mud flaps, on the rear and sides of the trailer 14.75" - 60" above the ground and on the horizontal member of the underderride protection.



### Specifications

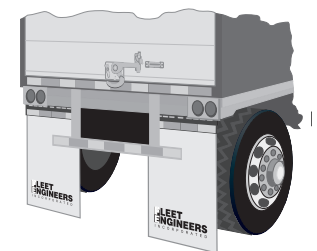
part no.	weight (lbs.)	pop. code	description	length
997-75000	0.02	A	strip	24" x 2" / 6" red x 6" white pattern
997-75003	3.83	A	roll	150 feet / 6" red x 6" white pattern
997-75004	3.83	A	roll	150 feet / 11" white x 7" red pattern
997-75005	3.83	A	roll	150 feet / all white

## Mud Flap Retaining Strap With Reflective Tape

### Features

- Use with Fleet Engineers mounting angle part number 033-00051
- E-coat black primed steel
- .12" thick, heavy-duty steel construction
- Holds mud flap securely in place while meeting requirements of conspicuity law

### Installation Diagram



### Specifications

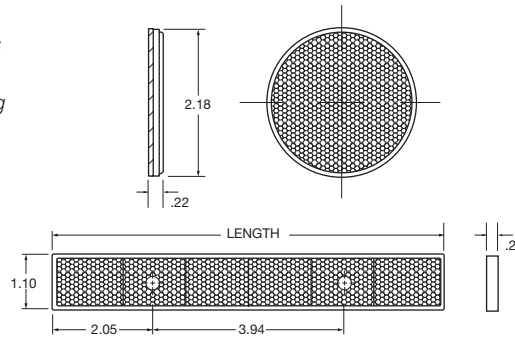
part no.	weight (lbs.)	pop. code	dimension (in.)	description	application
033-04675	2.90	A	2.00 x 24.00	one piece	use with mounting angle 033-00051

## FE Conspicuity Reflectors

### Features

- Round or rectangle available
- Meets DOT-2 conspicuity law in a variety of applications
- Can be used with reflector holders or independently
- Round reflectors can be attached with adhesive backing
- Rectangular reflectors can be attached with either adhesive backing or with self-taping s.s. screws through existing holes
- Part numbers represent one reflector
- Fastener packaged set consists of 12 stainless steel screws

### Dimension Diagram



### Specifications

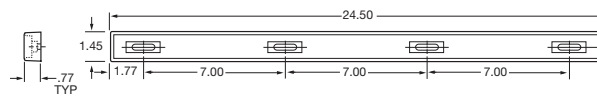
part no.	weight (lbs.)	pop. code	description	color	length (in.)	cross reference
033-04995	.065	A	rectangle reflector	white	8.03	#2008WP, 2008WS
033-04994	.065	A	rectangle reflector	red	8.03	#2008RP, 2008RS
033-04682	.13	A	rectangle reflector	red	16.00	
031-01515	.02	A	round reflector	red	-	
031-00098	.01	A	fastener kit	-	-	
031-01500	.40	A	straight reflector set	4 white, 2 red (enough for 2 holders)		

## FE Conspicuity Reflector Holders

### Features

- Strong black plastic construction
- Can be used in a variety of applications: attached to mud flap brackets, used on back of tractor, or on trailers
- Part numbers represent one reflector holder
- To be used with 8.00" reflectors (above)
- Fastener packaged set consists of four stainless steel bolts, four nuts, and four washers (one set needed per holder)
- Slot arrangement conforms to TTMA flap pattern

### Dimension Diagram



### Specifications

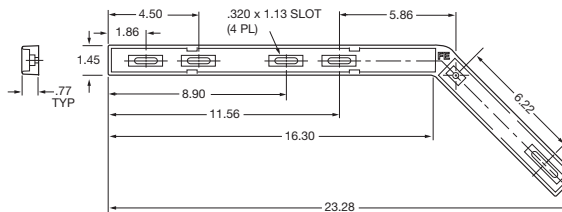
part no.	weight (lbs.)	pop. code	description	opening length (in.)	8.00" reflectors required
033-04683	.49	A	reflector holder	24.00	3
031-00999	.10	A	s.s. fastener packaged set		

## FE Shortie Conspicuity Reflector Holders

### Features

- Strong black plastic construction
- Part numbers represent one reflector holder
- To be used with 8.00" reflectors (above)
- Fastener packaged set consists of four bolts, four nuts, and four washers (one set needed per holder)
- Fits bar stock, FB-27 brackets and some other brands

### Dimension Diagram



### Specifications

part no.	weight (lbs.)	pop. code	description	application
033-04684	.55	A	reflector holder	right - curbside
033-04685	.55	A	reflector holder	left - roadside
031-00999	.10	A	s.s. fastener packaged set	

MF Conspicuity Reflectors & Reflector Holders

## **F** P.O.P. Reflectors/ Holders Packaged Set

### Features

- Attractive point-of-purchase display product
- Can be used with any straight or shortie, bar or spring loaded mud flap brackets
- Holders are made of strong black plastic construction with tabs to hold reflectors securely in place
- Enough for one pair of mud flap brackets
- Each packaged set includes two reflector holders, four white reflectors, two red reflectors and stainless steel hardware (eight bolts, eight nuts, eight square washers and eight round washers)
- Brackets not included. See page 146-147 for Reflectors/Holders with brackets

### Specifications

part no.	weight (lbs.)	pop code	bracket type	cross reference
031-01275	1.52	A	straight	#2800
031-01276	1.65	A	shortie	#2845



Part #031-01275 shown on a bar bracket (top) and part #031-01276 shown on a Shortie FB-27 - brackets not included with this item. See below and next page to order this product with brackets.

## **F** Bar Type Brackets with Reflector Holders and Reflectors Packaged Set

### Features

- Holders made of strong black plastic construction and have tabs to hold reflectors securely in place
- Packaged set includes two arms, cast sockets, two holders, four white reflectors, two red reflectors, and all hardware (bracket to chassis, holder to bracket and holder to bracket to mud flap)

### Specifications

part no.	weight (lbs.)	pop. code	description
031-01263	14.38	A	right angle
031-01264	14.50	A	shortie right angle





## **FE** \*FB-27 Brackets with Reflector Holders and Reflectors Packaged Set

### Features

- Holders made of strong black plastic construction and have tabs to hold reflectors in securely in place
- Brackets available in RoadKote® or stainless steel finish and two lengths
- Packaged set includes two brackets, end caps, two holders, four white reflectors, two red reflectors, and all hardware (bracket to chassis, holder to bracket and holder to bracket to mud flap)



### Specifications

part no.	weight (lbs.)	pop. code	bracket length	bracket construction
031-01265	19.28	A	30.25	RoadKote® (black E-coat)
031-01266	19.28	A	30.25	stainless steel
031-01271	18.48	A	28.00	RoadKote® (black E-coat)
031-01272	18.28	A	28.00	stainless steel

## **FE** \*FB-27 Shortie Brackets with Reflector Holders and Reflectors Packaged Set

### Features

- Holders made of strong black plastic construction and have tabs to hold reflectors in securely in place
- Brackets available in RoadKote® or stainless steel finish and two lengths
- Packaged set includes two brackets, end caps, two holders, four white reflectors, two red reflectors, and all hardware (bracket to chassis, holder to bracket and holder to bracket to mud flap)



### Specifications

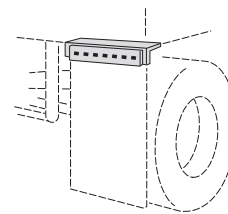
part no.	weight (lbs.)	pop. code	bracket length	bracket construction
031-01273	18.90	A	27.54	RoadKote® (black E-coat)
031-01274	19.20	A	27.54	stainless steel
031-01267	19.01	A	30.25	RoadKote® (black E-coat)
031-01268	19.01	A	30.25	stainless steel

## **FE** Mud Flap Mounting Angle & Retaining Strap

### Features


- 12" thick, heavy-duty steel construction
- Black primer finish

### Installation Diagram



### Specifications

part no.	weight (lbs.)	pop. code	dimension (in.)	description	cross reference
033-00051	3.40	A	2.00 x 2.00 x 27.50	mounting angle	#07-50
033-00053	1.40	A	2.00 x 24.00	retaining strap	#07-50-1



Retaining Strap

Mounting Angle

**NOTE: Full contact must be maintained between frame seat and truck frame rail. See page 138**

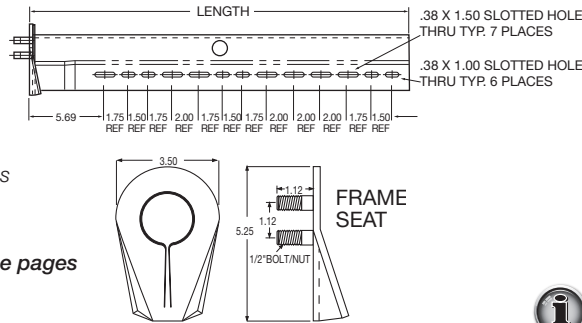
\* We recommend the 30.25" unit for any application where the bracket is being mounted directly to the truck frame. If the FB-27 is being mounted to frame mounting adapter, we recommend the 28.00" bracket because of the possibility of extension past the outside edge of the tire.

## FB-27 \*Standard FB-27 Spring Loaded Brackets

### Features

- Heavy-duty construction
- Patented seat design eliminates wind-caused bracket rotation
- Reduces flap and bracket damage
- Slot arrangement conforms to TTMA flap hole pattern
- Ideal for the heavy-duty spray suppression flaps
- Packaged set part number represents two brackets, mounting hardware, and end caps
- To conform to conspicuity requirements, see pages 144-146 for reflector holders and plates

### Dimension Diagram



### Specifications

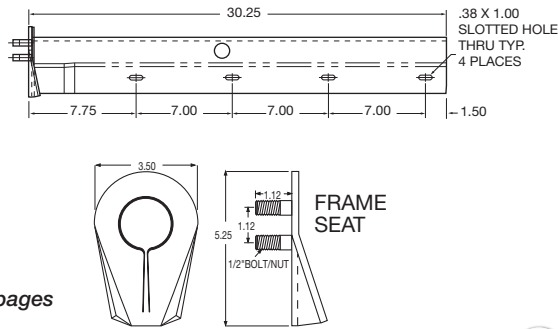
part no.	weight (lbs.)	pop. code	length (in.)	construction	may be replaced by part no.*	cross reference
033-00270	18.25	A	28.00	RoadKote® (black E-coat)	033-00868	#BF-28P-Kit
033-00271	15.85	B	20.50	RoadKote® (black E-coat)	n/a	
033-00272	17.26	B	24.50	RoadKote® (black E-coat)	n/a	
033-00277	17.70	A	28.00	polished stainless steel	033-00870	#BF-28SS-Kit

## FB-27 \*Frame Mount FB-27 Spring Loaded Brackets

### Features

- Heavy-duty construction
- Patented seat design eliminates wind-caused bracket rotation
- Reduces flap and bracket damage
- Slot arrangement conforms to TTMA flap hole pattern
- Ideal for the heavy-duty spray suppression flaps
- Larger size for flap retention to tire's outer edge
- Packaged set part number represents two brackets, mounting hardware, and end caps
- To conform to conspicuity requirements, see pages 144-146 for reflector holders and plates

### Dimension Diagram



### Specifications

part no.	weight (lbs.)	pop. code	length (in.)	construction	cross reference
033-00868	19.31	A	30.25	RoadKote® (black E-coat)	#B27, #B57NT, #BF30P-Kit
033-00870	18.85	A	30.25	polished stainless steel	#BF30SS-Kit

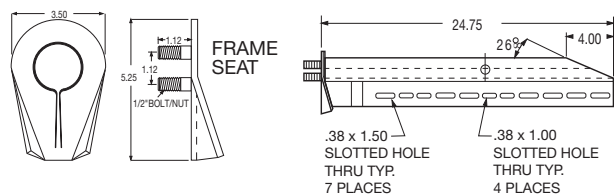
**NOTE:** The FB-27 Spring Loaded Brackets on this page do not contain conspicuity tape which is required to meet conspicuity requirements in North America. See pages 139-143 for parts that contain conspicuity tape.

## FB-27 \*26° Cut FB-27 Spring Loaded Bracket

### Features

- Heavy-duty construction
- Available in RoadKote®
- Patented seat design eliminates wind-caused bracket rotation
- Reduces flap and bracket damage
- Slot arrangement conforms to TTMA flap hole pattern
- Ideal for the heavy-duty spray suppression flaps
- Packaged set part number represents two brackets and mounting hardware

### Dimension Diagram



### Specifications

part no.	weight (lbs.)	pop. code	length (in.)	construction
033-00257	16.73	A	24.75	RoadKote® (black E-coat)

**NOTE:** Full contact must be maintained between frame seat and truck frame rail. See page 138

\* We recommend the 30.25" unit for any application where the bracket is being mounted directly to the truck frame. If the FB-27 is being mounted to frame mounting adapter, we recommend the 28.00" bracket because of the possibility of extension past the outside edge of the tire.

# HAVE YOU EVER DROPPED A ROCK ON A FENDER?



## OUR CUSTOMERS HAVE.

Based on the feedback we have been receiving for nearly a quarter century we are proud to announce that our Spray Mate® fenders now come with a **Lifetime Warranty**.

Unlike other poly fenders on the market that are thermoformed, Spray Mate® fenders are injection molded which allows for formed ribs on the underside. The ribs add strength and will withstand more impact without shattering or cracking.




Select Spray Mates are now available with the SlideTrax mounting system. See page 115.



# AEROFLAP<sup>®</sup>

## ADVANTAGE



## Regular Mudflaps are Dumb.

	Traditional Flap	Competing Aerodynamic Mudflap	AeroFlap <sup>®</sup>
Superior Spray Suppression	<b>NO</b> - Atomizes water droplets and increases spray.	<b>Yes</b>	<b>YES</b>
Fuel Savings	<b>NO</b> - Creates drag which reduces fuel economy.	<b>Yes</b>	<b>YES</b>
True Anti-sail Without Bracket	<b>NO</b> - Requires anti-sail bracket.	<b>NO</b> - competing products sail in the wind, requiring anti-sail brackets to stay in position.	<b>YES</b>
Reduces Maintenance	<b>NO</b> - Heat is deflected and builds up around tires and brakes.	<b>Yes</b>	<b>YES</b>
Stack Neatly	<b>NO</b> - There are no inherent features to neatly stack the product.	<b>NO</b> - tends to slide around and can be hard to ship and store.	<b>YES</b>
Designed to be used with Angled Shortie Brackets	<b>NO</b> - straight flaps give no indication of where they are to be cut.	<b>NO</b> - products need to be cut in unintended places and mounting holes are in undesired position.	<b>YES</b>
Works in Synergy with US EPA Smartway <sup>®</sup> Program	<b>NO</b> - creates drag, there is no aerodynamic value.	<b>Yes</b>	<b>YES</b>
Variety of Sizes Available	<b>Yes</b>	<b>NO</b> - does not offer an option for taller vehicles.	<b>YES</b>



See page 127 or visit our website for more photos, information, and a video of AeroFlap<sup>®</sup> in action!



Proudly made in the U.S.A.  
from recycled materials



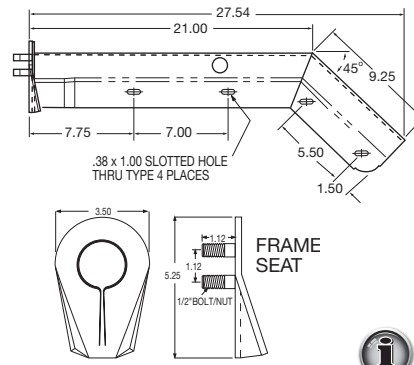


## \*Shortie FB-27 Spring Loaded Brackets

### Features

- Heavy-duty construction
- Patented seat design eliminates wind-caused bracket rotation
- Reduces flap and bracket damage
- Ideal for the heavy-duty spray suppression flaps
- Packaged set part number represents two brackets, mounting hardware, and end caps
- To conform to conspicuity requirements, see pages 144-146 for reflector holders and plates

### Dimension Diagram



### Specifications

part no.	weight (lbs.)	popularity code	construction	cross reference
033-00864	18.85	A	RoadKote® (black E-coat)	#SF3045P-Kit
033-00865	18.35	A	polished stainless steel	#SF3045SS-Kit

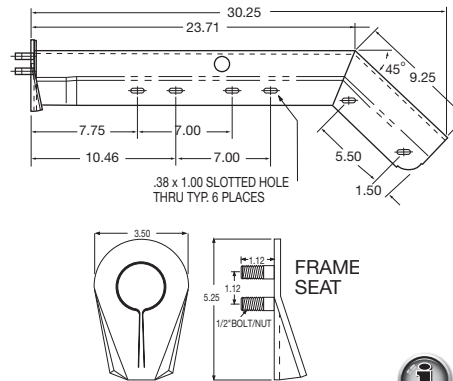


## \*Frame Mount Shortie FB-27 Spring Loaded Brackets

### Features

- Heavy-duty construction
- Patented seat design eliminates wind-caused bracket rotation
- Reduces flap and bracket damage
- Ideal for the heavy-duty spray suppression flaps
- Packaged set part number represents two brackets, mounting hardware, and end caps
- Longer length provides complete mud flap containment
- To conform to conspicuity requirements, see pages 144-146 for reflector holders and plates

### Dimension Diagram



**NOTE:** The FB-27 Spring Loaded Brackets on this page do not contain conspicuity tape which is required to meet conspicuity requirements in North America. See pages 139-143 for parts that contain conspicuity tape.

### Specifications

part no.	weight (lbs.)	pop. code	construction	cross reference
033-03404	20.65	A	RoadKote® (black E-coat)	#B37, #B67NT #SF3345P-Kit
033-04150	19.71	A	polished stainless steel	#SF3345SS-Kit

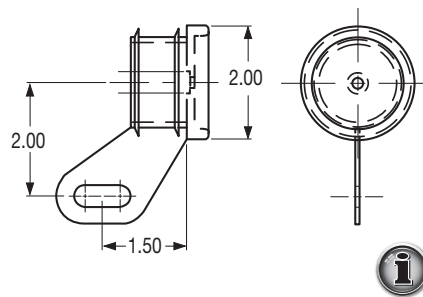


## Plastic End Cap Packaged Set for FB-27 Brackets

### Features

- Stays securely in place with bolt through tab
- As an added benefit, the red reflector increases safety and looks great
- For use on all FB-27's and many other brands
- Packaged set includes two end caps, two round red reflectors, and two plastic rivets (assembled) in a plastic bag

### Dimension Diagram



### Specifications

part no.	weight (lbs.)	popularity code
031-01269	.13	A



**NOTE:** Full contact must be maintained between frame seat and truck frame rail. See page 138

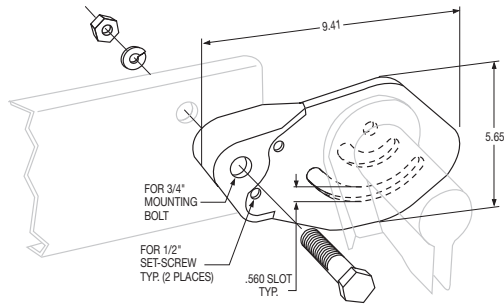
\* We recommend the 30.25" unit for any application where the bracket is being mounted directly to the truck frame. If the FB-27 is being mounted to frame mounting adapter, we recommend the 28.00" bracket because of the possibility of extension past the outside edge of the tire.

## Adjust-A-Mount® Packaged Set & Component Parts

### Features

- Ability to offset spring loaded mud flap brackets 5.0" fore and aft, plus raise 4-15/16" and lower 3-9/16"
- For use on most brands, styles and for both 1.125" & 2.5" bolt centers
- Packaged set consists of two adapters, two jamming set screws, two each 3/4" bolts, nuts, and lock washers, and four 1/2" flat washers
- Jamming set screws safely lock adapter in place

### Dimension Diagram



ADJUST-A-MOUNT®

### Specifications

part no.	weight (lbs.)	pop. code	description	finish
031-01588	13.95	A	packaged set	RoadKote (black E-coat)
033-04731	6.16	A	individual adapter	RoadKote (black E-coat)

U.S. Patent #6,435,462,B2  
CAN. Patent #2,329,277

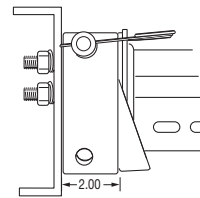


## FB-27 Removable Adaptor Bulk Kits & Lock Pin

### Features

- New hole pattern for use with wide bolt mud flap brackets
- Heavy-duty steel construction
- Case hardened steel, .50" diameter, spring loaded lock pin
- Two convenient locations for padlock usage
- Can be used with standard FB-27 and Shortie FB-27 models
- Lock pin available separately
- Part number represents one bracket and hardware (lock pin, two bolts, nuts & washers)

### Dimension Diagram



### Specifications

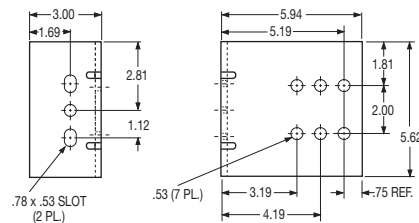
part no.	weight (lbs.)	popularity code	description	construction
034-00416	4.60	A	adaptor bulk kit	black primed steel
031-00056	.43	A	lock pin	case hardened steel

## Universal Mounting Adaptor

### Features

- Steel construction
- Available in black primed steel
- Used in various bracket mounting applications
- Part number represents one adaptor

### Dimension Diagram



### Specifications

part no.	weight (lbs.)	popularity code	construction
033-00374	3.20	A	black primed steel

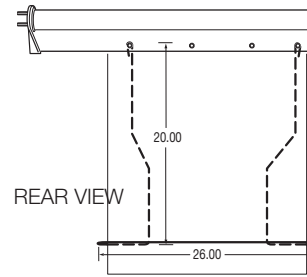


## FE Standard Anti-Sail Brackets - One Piece Design

### Features

- Steel construction
- Available in black primed, stainless, galvanized and chrome finishes
- All models made from .31" diameter wire
- .38" diameter mounting eyes
- Fits standard 24.00" wide mud flaps
- Accepts mud flaps up to 1.00" thick, including most spray suppression mud flaps
- Part number represents single bracket only

### Dimension Diagram



### Specifications

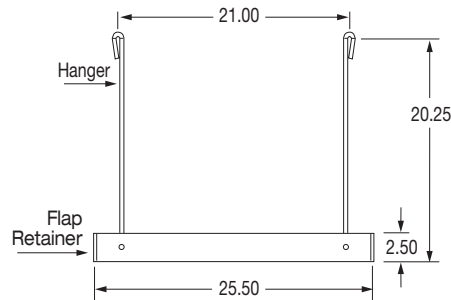
part no.	weight (lbs.)	pop. code	description	construction	application
033-00076	1.80	A	single bracket	stainless steel	spring loaded & bar brackets
033-00078	1.80	A	single bracket	galvanized	spring loaded & bar brackets
033-00079	1.80	A	single bracket	black primed steel	spring loaded & bar brackets
033-00075	1.80	A	single bracket	chrome	spring loaded & bar brackets

## FE Standard Decorative Anti-Sail Brackets Packaged Set

### Features

- Good point-of-purchase product
- Assembly required
- Will accommodate mud flaps up to 5/16" thick
- Part number represents single bracket only - **enough for one mud flap**
- Packaged set includes hangers, decorative flap retainer, and hardware (carriage bolts and jam nuts)

### Dimension Diagram



### Specifications

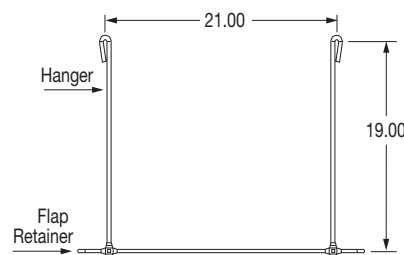
part no.	weight (lbs.)	pop. code	finish	hardware finish
033-05110	2.51	A	chrome	chrome
033-05111	2.51	A	stainless steel	stainless steel
033-05112	2.51	A	black E-coat	black E-coat

## FE Standard Anti-Sail Brackets Packaged Set

### Features

- Good point-of-purchase product
- Assembly required
- Part number represents single bracket only - **enough for one mud flap**
- Packaged set includes hangers, bar-type flap retainer, and hardware (carriage bolts and jam nuts)
- Will accommodate flap up to 3/8" thick

### Dimension Diagram



### Specifications

part no.	weight (lbs.)	pop. code	finish	hardware finish
033-05125	1.82	A	chrome	chrome
033-05126	1.82	A	stainless steel	stainless steel
033-05127	1.82	A	black E-coat	black E-coat

MF

Anti-Sail Brackets

## **F** Stainless Steel or New Zinc Hardware Packaged Sets

### **E** Features

- Attaches mud flaps to any type of mud flap brackets
- Sets consists of eight bolts (5/16" x 1.25 lg), eight nuts (5/16") and sixteen washers (5/16"), enough for **one pair** of mud flaps
- Stainless steel hardware won't leave rust streaks on mud flaps
- Great P.O.P. display

### Specifications

part no.	weight (lbs.)	pop. code	description	construction
<b>031-01200</b>	.72	A	packaged set	stainless steel
<b>031-01298</b>	.72	A	packaged set	zinc



# “Air Slipper” Side Skirt

## Features

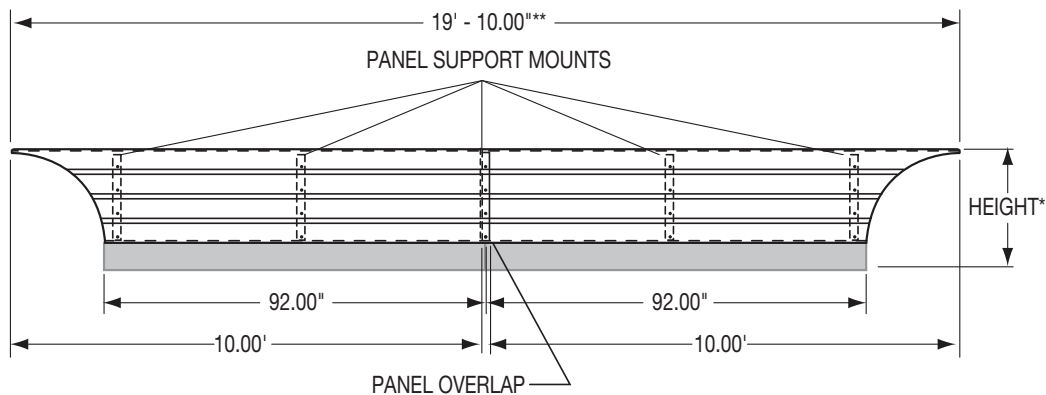
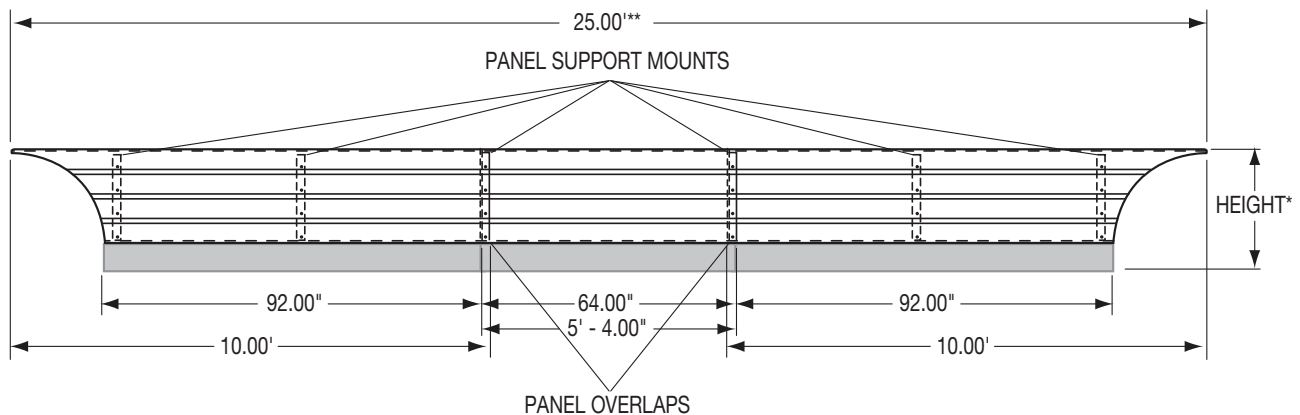
- Cuts fuel consumption by up to 6%
- Enhances the aerodynamics of a trailer
- Reduces harmful greenhouse gas emissions
- Reduces drag and jerking from gusting wind
- Improves appearance and performance
- Low initial investment, pay back is short
- Quick and easy to install
- Made to fit most trailers
- No holes drilled in the frame
- 16 gauge ribbed aluminum
- Ribs and bottom roll-formed edge adds strength
- Reefer fuel tank cut-out is optional
- Black primed steel braces and mounting clamps, aluminum vertical stiffeners
- Must be used with I-Beam cross members
- Bulk kit, enough to do both sides of the trailer, consists of skirting, supports, and hardware. Support hardware is zinc, skirting attachment hardware is stainless steel.



## Specifications

part no.	weight (lbs.)	height* (in.)	length** (ft.)	trailer application	supports per kit	skirts per kit
<b>034-02290</b>	189.00	29.00"	25.00'	53.00'	12	(4) 10' & (2) 5'
<b>034-02300</b>	162.10	29.00"	19.10'	48.00'	10	(4) 10'

Supports are mounted on 5' centers. Individual skirts are either 10' or 5' in length.



MP

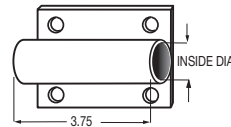
“Air Slipper” Side Skirt

## Standard Bow Sockets

### Features

- Steel construction
- Black primer finish

### Dimension Diagram



### Specifications

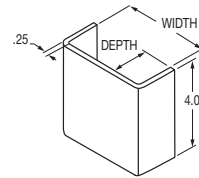
part no.	weight (lbs.)	popularity code	inside dia. (in.)	height (in.)
042-00007	.80	C	.83	3.75
042-00008	.90	C	.96	3.75
042-00009	.90	C	1.05	3.75

## Straight Stake Pockets

### Features

- Steel stamping
- Black primer finish

### Dimension Diagram



### Specifications

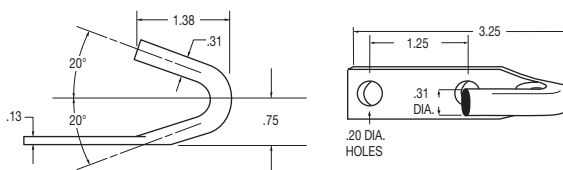
part no.	weight (lbs.)	popularity code	width (in.)	depth (in.)
982-00012	1.80	A	3.00	1.62
982-00013	2.00	A	3.75	1.62
982-00014	1.90	A	3.50	1.62
982-00015	2.00	A	3.25	1.88
982-00016	2.00	A	3.50	1.88

## Plain Rope Hooks

### Features

- Steel construction

### Dimension Diagram



### Specifications

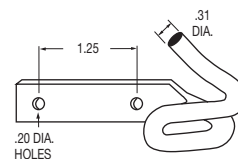
part no.	weight (lbs.)	popularity code	description	construction
042-00001	.14	A	rope hook with holes	zinc plated finish
042-01547	.15	A	rope hook without holes	plain

## Pig Tail Hooks

### Features

- Steel construction
- Zinc plated finish

### Dimension Diagram



### Specifications

part no.	weight (lbs.)	popularity code
042-00002	.20	A

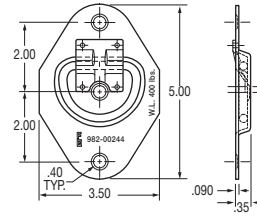


## **E** Recessed Lashing Ring

### Features

- Zinc finish
- Requires 3.00" mounting hole in 3/8" or thicker material
- Working load is 400 lbs.
- Ultimate breaking strength is 1,200 lbs.

### Dimension Diagram



### Specifications

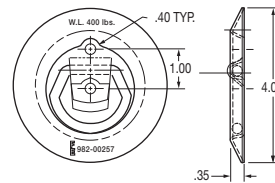
part no.	weight (lbs.)	popularity code	cross reference
982-00244	.42	A	B601, WF601, AH170ZN

## **E** Surface Mounted Rope Ring

### Features

- Zinc finish
- Working load is 400 lbs.
- Ultimate breaking strength is 1,200 lbs.
- Surface mounted pan with .25" ring

### Dimension Diagram



### Specifications


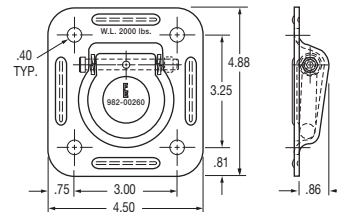
part no.	weight (lbs.)	popularity code	cross reference
982-00257	.29	A	B701SM

## **E** Recessed Lashing Ring

### Features

- Zinc finish
- Working load is 2,000 lbs.
- Ultimate breaking strength is 5,000 lbs.
- Formed 1/8" steel pan houses a ductile iron ring which folds down into pan
- 7/8" clearance below surface is required

### Dimension Diagram



### Specifications


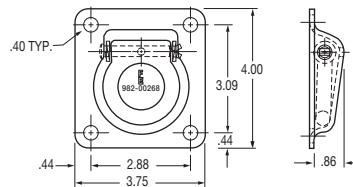
part no.	weight (lbs.)	popularity code	cross reference
982-00260	1.17	A	B801, WF55801, 45-PF5

## **E** Recessed Lashing Ring

### Features

- Zinc finish
- For use in van bodies
- Working load is 1,500 lbs.
- Ultimate breaking strength is 3,500 lbs.

### Dimension Diagram



### Specifications

part no.	weight (lbs.)	popularity code	cross reference
982-00268	.90	A	WF5572, AH172ZN

**MP**

**Recessed Lashing Rings**

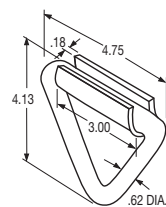
## **FE** Tie Down V-Ring Bulk Kit & Component Parts



### Features

- Working load is 6,000 lbs.
- Ultimate breaking strength is 18,000 lbs.
- Welded steel rings
- Black primer finish on V-ring, plain finish on weld clip
- Bulk kit consists of V-ring and weld clip

### Dimension Diagram



**This product is for tie down - load securement purposes only.**

### Specifications

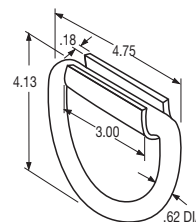
part no.	weight (lbs.)	popularity code	description	cross reference
982-00047	1.40	C	tie down ring bulk kit	#55-05
982-00048	.40	A	weld clip	#55-02-A
982-00050	1.00	C	V-Ring only	#55-01-A

## **FE** Tie Down D-Ring Bulk Kit & Component Parts

### Features

- Working load is 6,000 lbs.
- Ultimate breaking strength is 18,000 lbs.
- Welded steel rings
- Black primer finish on D-ring, plain finish on weld clip
- Bulk kit consists of D-ring and weld clip

### Dimension Diagram



**This product is for tie down - load securement purposes only.**

### Specifications

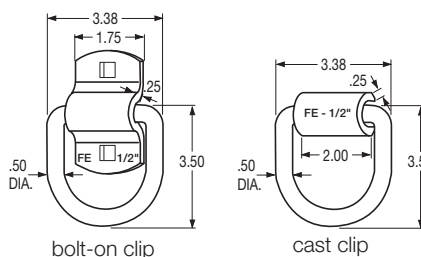
part no.	weight (lbs.)	popularity code	description
982-00046	1.50	A	tie down ring bulk kit
982-00048	.40	A	weld clip
982-00049	1.00	A	D-Ring only

## **FE** 1/2" Tie Down D-Ring Bulk Kits & Component Parts

### Features

- Working load is 5,000 lbs.
- Ultimate breaking strength is 15,000 lbs.
- Welded steel rings, 2.38" x 2.50" inside dimensions
- Black primer finish on D-ring & bolt-on clip, plain finish on cast weld clip
- Grade 8 3/8" hardware must be used with bolt-on clip
- Bolt-on clip has holes on 2.00" centers with an overall length of 3.00"
- Bulk kit consists of D-ring and either weld clip or bolt-on clip

### Dimension Diagram



cast clip

**This product is for tie down - load securement purposes only.**

### Specifications

part no.	weight (lbs.)	pop. code	description	clip type	cross reference
982-00270	.88	A	tie down ring bulk kit	weld	B38W
982-00304	.94	A	tie down ring bulk kit	bolt-on	B38
982-00212	.57	A	1/2" D-ring only		
982-00239	.31	A	1/2" cast clip only		
982-00303	.37	A	1/2" bolt-on clip only		



bolt-on clip





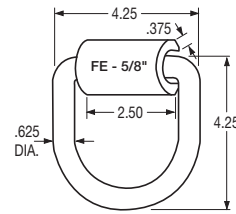
## 5/8" Tie Down D-Ring Bulk Kit & Component Parts

### Features

- Working load is 8,000 lbs.
- Ultimate breaking strength is 24,000 lbs.
- Welded steel rings, 3.00" x 3.00" inside dimensions
- Black primer finish on D-ring, plain finish on cast weld clip
- Bulk kit consists of D-ring and weld clip

**This product is for tie down - load securement purposes only.**

### Dimension Diagram



### Specifications

part no.	weight (lbs.)	pop. code	description	cross reference
982-00271	1.81	A	tie down ring bulk kit	B40
982-00214	1.10	A	5/8" D-ring only	
982-00240	.71	A	5/8" cast clip only	

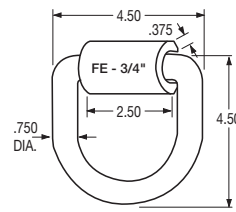
## 3/4" Tie Down D-Ring Bulk Kit & Component Parts

### Features

- Working load is 10,000 lbs.
- Ultimate breaking strength is 30,000 lbs.
- Welded steel rings, 3.00" x 3.00" inside dimensions
- Black primer finish on D-ring, plain finish on cast weld clip
- Bulk kit consists of D-ring and weld clip

**This product is for tie down - load securement purposes only.**

### Dimension Diagram



### Specifications

part no.	weight (lbs.)	pop. code	description	cross reference
982-00272	2.42	A	tie down ring bulk kit	B46
982-00216	1.62	A	3/4" D-ring only	
982-00242	.80	A	3/4" cast clip only	

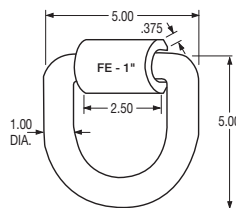
## 1" Tie Down D-Ring Bulk Kit & Component Parts (3.00" Length)

### Features

- Working load is 16,000 lbs.
- Ultimate breaking strength is 48,000 lbs.
- Welded steel rings, 3.00" x 3.00" inside dimensions
- Black primer finish on D-ring, plain finish on cast weld clip
- Bulk kit consists of D-ring and weld clip

**This product is for tie down - load securement purposes only.**

### Dimension Diagram



### Specifications

part no.	weight (lbs.)	pop. code	description	cross reference
982-00273	3.90	A	tie down ring bulk kit	B48
982-00220	2.36	A	1" D-ring only	
982-00243	1.54	A	1" cast clip only	

**MP**  
Tie Down Ring Bulk Kits & Components

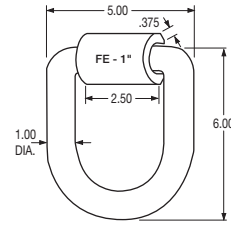
## 1" Tie Down D-Ring Bulk Kit & Component Parts (4.00" Length)



### Features

- Working load is 16,000 lbs.
- Ultimate breaking strength is 48,000 lbs.
- Welded steel rings, 3.00" x 4.00" inside dimensions
- Black primer finish on D-ring, plain finish on cast weld clip
- Bulk kit consists of D-ring and weld clip

### Dimension Diagram



**This product is for tie down - load securement purposes only.**

### Specifications

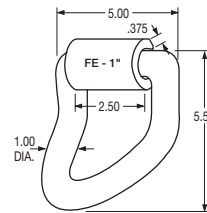
part no.	weight (lbs.)	pop. code	description	cross reference
982-00274	4.35	A	tie down ring bulk kit	B50
982-00221	2.81	A	1" D-ring only	
982-00243	1.54	A	1" cast clip only	

## 1" Angled Tie Down D-Ring Bulk Kit & Component Parts

### Features

- Working load is 16,000 lbs.
- Ultimate breaking strength is 48,000 lbs.
- Welded steel rings, 3.00" x 3.50" inside dimensions
- Black primer finish on D-ring, plain finish on cast weld clip
- Bulk kit consists of D-ring and weld clip
- 45° bend

### Dimension Diagram



**This product is for tie down - load securement purposes only.**

### Specifications

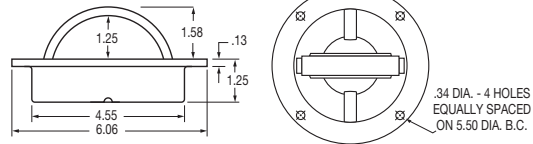
part no.	weight (lbs.)	pop. code	description	cross reference
982-00275	5.23	A	tie down ring bulk kit	B5055
982-00222	3.69	A	1" angled D-ring only	
982-00243	1.54	A	1" cast clip only	

## Recessed Tie Down Ring Assembly

### Features

- Steel construction
- Zinc plated finish
- Drain holes in bottom of cup
- Working load is 3,500 lbs.
- Ultimate breaking strength is 8,200 lbs.
- Ring opening width is 3.25"

### Dimension Diagram



**This product is for tie down - load securement purposes only.**

### Specifications

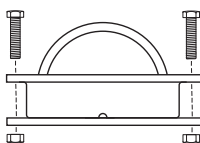
part no.	weight (lbs.)	popularity code	cross reference
983-00135	2.50	A	Hansen #10-40 & Austin #AH-1040

## Recessed Tie Down Ring Back-Up Plate

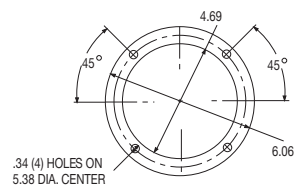
### Features

- Steel construction
- Zinc plated finish
- Reduces pull-out when only screws are used
- Use with bolt-nut fastener
- Hardware not included

### Installation Diagram



### Dimension Diagram



### Specifications

part no.	weight (lbs.)	popularity code
983-00242	.41	A

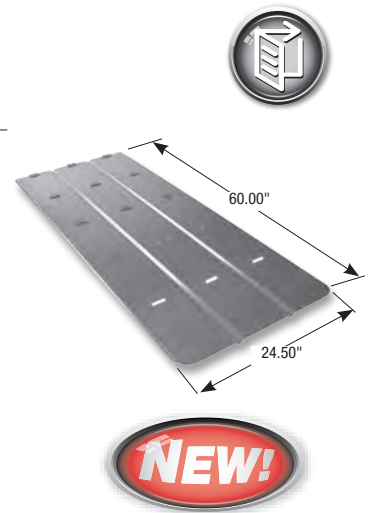
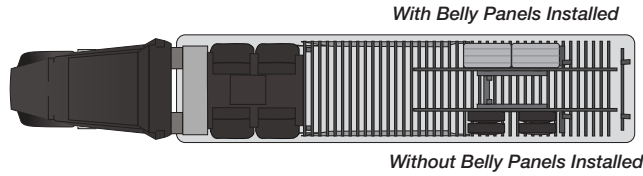


## NEW Trailer Belly Panel

### Features

- Protects cross members in the event of a tire blow out
- Reduces drag
- Easy installation onto trailer cross members
- 16 gauge high performance aluminum
- Universal fit
- Part number represents one piece

### Installation Diagram



### Specifications

part no.	weight (lbs.)	pop. code	finish	cross reference
034-02394	9.94	A	aluminum	-




## Heavy-Duty Coil Rack

### Features

- Keeps cargo safe and secure
- Added support for heavy hauling
- Hot dip galvanized finish for corrosion resistance
- To use, place two 4x4 wood supports on top of racks, position cargo and secure with straps or other binding devices
- Reusable

### Dimension Diagram



### Specifications

part no.	weight (lbs.)	pop. code	finish	cross reference
983-00318	11.33	A	galvanized	15-CRHD

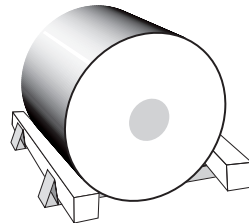
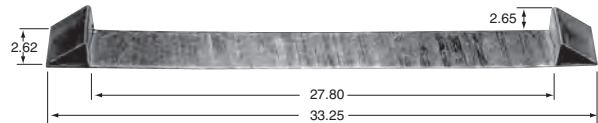


## Coil Rack

### Features

- Keeps cargo safe and secure
- E-coat finish for corrosion resistance
- To use, place two 4x4 wood supports on top of racks, position cargo and secure with straps or other binding devices
- Reusable

### Dimension Diagram



### Specifications

part no.	weight (lbs.)	pop. code	description	finish	cross reference
983-00320	4.54	A	11 gauge steel	E-coat	CR1

MP


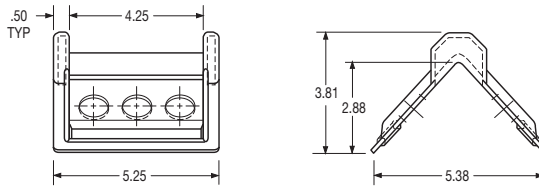
Belly Panel & Coil Racks

## FE Plastic Corner Protector

### Features

- Black plastic construction
- Protects both cargo and strap
- For use up to 4.00" straps
- For maximum performance, thread straps through slots on both ends
- Extra large ears help keep strap in proper position
- 100 per box

### Dimension Diagram



### Specifications

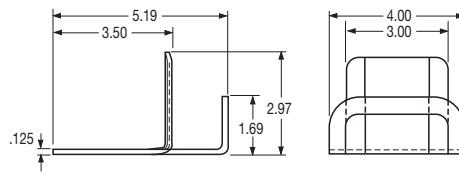
part no.	weight (lbs.)	popularity code	cross reference
982-00256	.22	A	Kinedyne #37025, ITW 15-CCP

## FE Steel Corner Protector (for steel coils)

### Features

- Hot dipped galvanized finish
- Steel construction
- Designed to protect both cargo and strap
- Holds straps up to 3.00" wide or chain
- Provides excellent protection when used with coils
- 50 per box

### Dimension Diagram



### Specifications

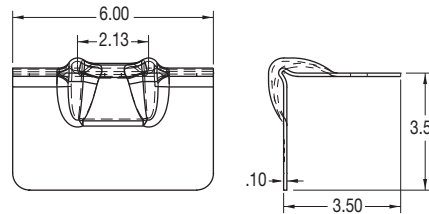
part no.	weight (lbs.)	popularity code	cross reference
982-00255	0.90	A	375-10

## FE Steel Corner Protector

### Features

- Protects loads and tie-down equipment
- Helps prevent load from loosening due to cutting into product
- Use in a variety of applications: timber, sheet rock, etc.
- For use with cable and chains
- Hot dipped galvanized finish
- Steel construction
- 25 to a bag/10 per box

### Dimension Diagram



### Specifications

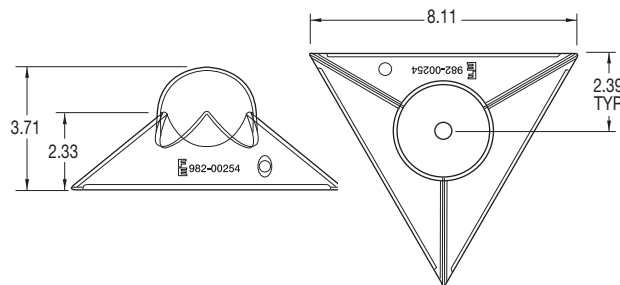
part no.	weight (lbs.)	pop. code
982-00302	1.27	A

## FE Plastic Triangle Corner Tarp Protector

### Features

- Yellow plastic construction
- Protect expensive tarps from sharp corners of load
- Tarp rests safely on corner protector - not on sharp cargo
- Held in place by secured load
- 100 per box

### Dimension Diagram



### Specifications

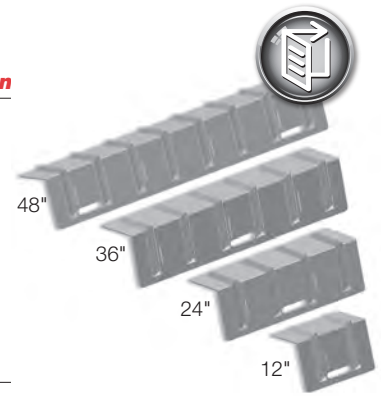
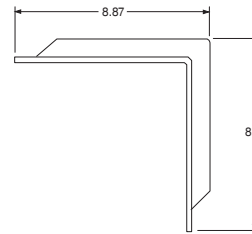
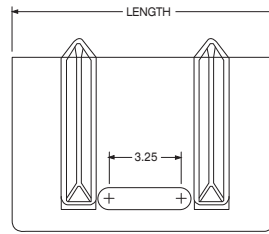
part no.	weight (lbs.)	pop. code
982-00254	.17	A

## Large Plastic Corner Protectors

### Features

- Use in a variety of applications
- Protects cargo and is easy to use
- Vertical ribs add strength
- For use with straps up to 4.00" wide
- Black plastic construction

### Dimension Diagram



### Specifications

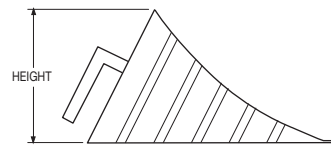
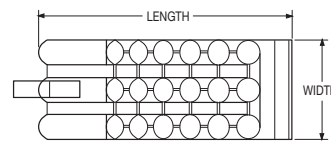
part no.	weight (lbs.)	pop. code	length	# of ribs	# of slots	slot location
982-00317	1.00	A	12.00"	2	1	center
982-00318	2.00	A	24.00"	4	1	center
982-00319	3.00	A	36.00"	6	1	center
982-00320	4.00	A	48.00"	8	2	ends

## Plastic Wheel Chock

### Features

- Bright yellow (UV Stabilized) is very noticeable - less chance of leaving behind or tripping over
- Convenient handle makes it easier to carry or move
- Meets TUV DIN 76051, European Standard for wheel chocks
- Extremely lightweight - drivers are more likely to use

### Dimension Diagram



### Specifications

part no.	weight (lbs.)	popularity code	width	length	height
064-00018	1.91	A	6.00	15.00	8.00
064-00019	5.91	A	8.00	19.00	10.00

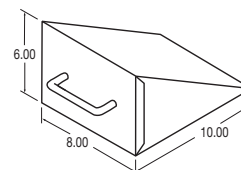
Patent #EU1300305

## Steel Wheel Chock

### Features

- Steel welded construction
- Black primer finish
- Handle for easy positioning
- Optional 10.00' cable kit with plastic coated, .13" diameter aircraft cable

### Dimension Diagram



### Specifications

part no.	weight (lbs.)	popularity code	description
064-00008	8.30	A	wheel chock

MIP

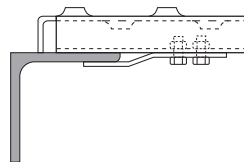
Corner Protectors & Wheel Chocks

## **F** Safety Service Decks (Package Set) & Hardware


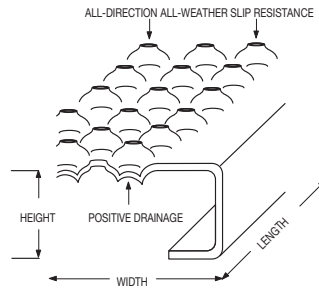
### Features

- All-direction, all-weather, slip-resistant design
- Positive drainage
- Available in aluminum or galvanized steel
- Rugged, lightweight construction
- Cross braces for added strength
- Pre-drilled holes for clamps
- Complete with mounting hardware
- Adjustable clamps allow for universal mounting
- Simple, economical, clamp-on installation

### Installation Diagram



### Dimension Diagram



### Specifications

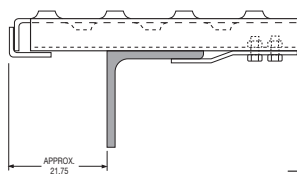
part no.	weight (lbs.)	pop. code	description	width (in.)	length (in.)	height (in.)	construction	cross braces
054-00041	15.30	A	service deck	18.75	33.75	1.13	galvanized steel	one
054-00042	19.90	A	service deck	23.75	33.75	1.13	galvanized steel	two
054-00043	24.70	A	service deck	28.75	33.75	1.13	galvanized steel	three
054-00044	29.80	A	service deck	33.75	33.75	1.13	galvanized steel	three
054-00047	7.90	A	service deck	18.75	33.75	1.13	aluminum	one
054-00048	10.60	A	service deck	23.75	33.75	1.13	aluminum	two
054-00049	13.50	A	service deck	28.75	33.75	1.13	aluminum	three
054-00050	15.80	A	service deck	33.75	33.75	1.13	aluminum	three
051-00046	1.50	A	hardware pkg. set				zinc plated steel	

## **F** Long Length Safety Service Decks (Package Set)

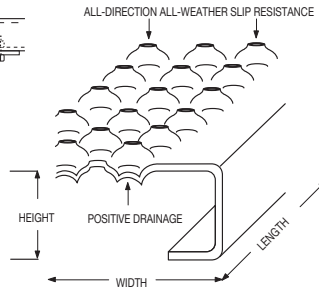
### Features

- Designed to cover the open area between the truck frame and side fairing
- All-direction, all-weather, slip-resistant design
- T-shaped cross brace goes the full length of deck, for added strength
- End deck area has a 300 lb. capacity
- Complete with mounting hardware

### Installation Diagram



### Dimension Diagram



### Specifications

part no.	weight (lbs.)	pop. code	description	width (in.)	length (in.)	height (in.)	construction
054-00117	24.20	C	service deck	15.00	77.50	2.25	aluminum
051-00046	1.50	A	hardware pkg. set				

## **F** **Decorative Safety Service Decks** **E** **(Top Mount) Package Set**


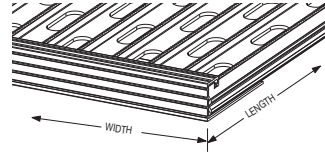
### Features

- Slip-resistant ribbed deck design
- Positive drainage
- Rugged, lightweight construction
- Aluminum construction
- Mounting hardware included

### Installation Diagram



### Dimension Diagram



### Specifications

part no.	weight (lbs.)	pop. code	description	width (in.)	length* (in.)	height (in.)	cross reference
054-00200	12.00	A	service deck	18.50	33.00	.88	432
054-00201	17.00	A	service deck	27.25	33.00	.88	433
054-00202	23.00	A	service deck	37.00	33.00	.88	434
054-00203	28.00	A	service deck	46.25	33.00	.88	435
051-00078	1.50	A	hardware pack. set				-

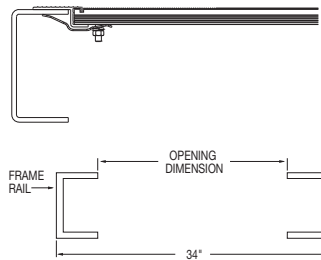
\* **Frame width direction**

## **F** **Decorative Safety Service Decks** **E** **(Flush Mount) Package Set**


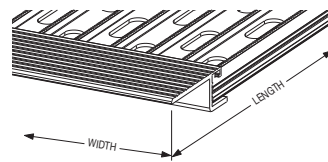
### Features

- Slip-resistant ribbed deck design
- Positive drainage
- Rugged, lightweight construction
- Aluminum construction
- Mounting hardware included

### Installation Diagram



### Dimension Diagram



### Specifications

part no.	weight (lbs.)	pop. code	description	width (in.)	length* (in.)	height (in.)	frame rail opening dim.	cross ref.
054-00220	12.00	A	service deck	18.50	33.18	NA	26.25" to 27.00"	442
054-00221	17.00	A	service deck	27.25	33.18	NA	26.25" to 27.00"	443
051-00077	1.50	A	hardware pack. set					-

\* **Frame width direction**

**MIP**

**Safety Service Decks**

## F Folding Steps (Two-Step)

### Features

- Black primed steel
- Fits any standard truck frame
- 500 lbs. load capacity
- Available with 5.00' wide ICC bumper bar
- Serial numbers applied at factory for identification

### Specifications

part no.	weight (lbs.)	pop. code	frame width (in.)	frame height (in.)	frame thickness (in.)	step width (in.)	step depth (in.)	step rise (in.)	ICC bar
054-00030	51.00	B	34.13	18.50	4.00	29.00	9.00	7.88	no
054-00031	85.00	B	34.13	20.00	4.00	29.00	9.00	7.88	yes

please contact Fleet Engineers for your custom model needs



## F Folding Steps (Three-Step)

### Features

- Black primed steel
- Fits any standard truck frame
- 500 lbs. load capacity
- Available with 5.00' wide ICC bumper bar
- Serial numbers applied at factory for identification

### Specifications

part no.	weight (lbs.)	pop. code	frame width (in.)	frame height (in.)	frame thickness (in.)	step width (in.)	step depth (in.)	step rise (in.)	ICC bar
054-00032	84.00	B	34.63	26.50	5.00	29.00	9.00	7.88	no
054-00033	118.00	B	34.63	28.25	5.00	29.00	9.00	7.88	yes

please contact Fleet Engineers for your custom model needs


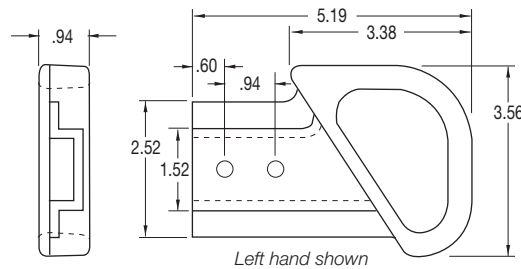


## F T-Style Ramp Handles

### Features

- Black plastic construction

### Dimension Diagram



### Specifications



part no.	weight (lbs.)	pop. code	description	cross reference
025-60502	.18	A	left (roadside)	39504-1
025-60503	.18	A	right (curbside)	39504-2



The only spring loaded mudflap brackets  
in the industry that are...

# Never Caught Out Of Position

Fleet Engineers' spring loaded mudflap brackets contain reliable, patented Self Centering Frame Seats. Competing products tend to get "hung up" or land in unintended places when moved by obstructions or wind.



## All FB27 and Hellcat® spring loaded mudflap brackets:

- Snap back into correct position 100% of the time
- Eliminate bracket rotation due to wind
- Are safe & easy to mount and remove
- Protect the truck frame - no contact between tube and frame



See pages 139-151 for our  
selection of Spring Loaded Brackets  
or visit our website!

# Enforcement Has Begun!

53' or longer box-type trailers, including both dry-van and refrigerated-van trailers operating in California must be California Air Resources Board (CARB) compliant or will be fined!

## ENFORCEMENT SCHEDULE:

### January 1, 2010

2011 model year and newer dry and refrigerated vans must be SmartWay Certified or retrofitted with trailer side skirts

### January 1, 2013

2010 or older model year box-type trailers must be SmartWay Certified or retrofitted with trailer side skirts

### January 1, 2018

2003-2004 model year refrigerated van trailers must be SmartWay Certified or retrofitted with trailer side skirts

### January 1, 2019

2005-2006 model year refrigerated van trailers must be SmartWay Certified or retrofitted with trailer side skirts

### January 1, 2020

2007-2009 model year refrigerated van trailers must be SmartWay Certified or retrofitted with trailer side skirts



## Fleet Engineers Air Slipper Trailer Side Skirts:

- Meet CARB standalone trailer aerodynamic requirements
- Are US EPA Verified Advanced
- Provide up to 6.5% fuel savings demonstrated by real world fleet feedback

**See page 155 or visit our website for more photos and benefits of the Air Slipper Side Skirt!**

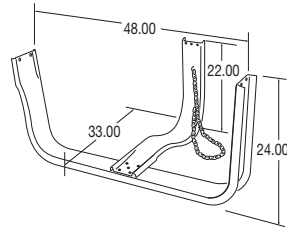


## **F** Nash Style Spare Tire Carrier (Standard Mount)

### Features

- Heavy-duty, 12 gauge, formed steel construction
- Black primer finish
- Accommodates tires up to 11R24.5 and 12X24.5
- Universal mounting
- Additional warning decal sent at customer's request
- Optional Nash style adapter mounting brackets available (see below), part #981-00166 (boxed) or #981-00055 (not boxed)

### Dimension Diagram



### Specifications

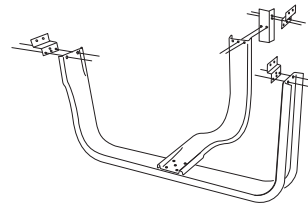
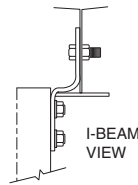
part no.	weight (lbs.)	pop. code	description	cross reference
<b>984-00030</b>	32.03	A	unassembled bulk kit	Nash #300002
<b>984-00032</b>	32.03	A	assembled	Nash #300001
<b>981-00159</b>	32.03	A	unassembled boxed packaged set	
<b>984-00035</b>	32.03	A	unassembled banded packaged set	

## **F** Nash Style Spare Tire Carrier Adapter

### Features

- Black primer finish
- Includes zinc plated hardware
- Enable installation to I-beam cross members

### Installation Diagram



### Specifications

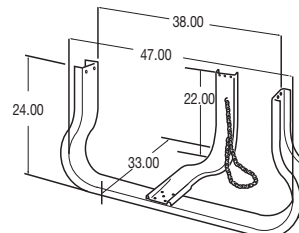
part no.	weight (lbs.)	popularity code	description
<b>981-00055</b>	5.50	A	bulk kit
<b>981-00166</b>	6.00	A	packaged set

## **F** Nash Style Spare Tire Carrier (Narrow Mount)

### Features

- Heavy-duty, 12 gauge, formed steel construction
- Black primer finish
- Accommodates tires up to 11.00" x 22.00"
- Universal mounting
- Additional warning decal sent at customer's request
- Optional Nash style adapter mounting brackets available, part #981-00055 (above)

### Dimension Diagram



### Specifications

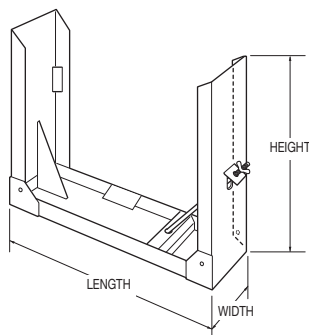
part no.	weight (lbs.)	pop. code	description	cross reference
<b>984-00065</b>	32.03	B	assembled	Nash #300062
<b>984-00071</b>	32.03	B	unassembled bulk kit	

## **F** Back Of Cab Tire Carriers

### **Features**

- Heavy-duty, 3/16" steel construction
- Black primer finish
- Mounting brackets and hardware are not included
- May use 033-00374 (Qty. 2) for mounting bracket - order separately

### **Dimension Diagram**



### **Specifications**

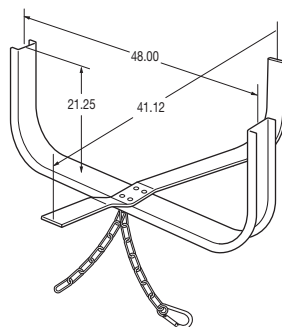
part no.	weight (lbs.)	pop. code	tire size (in.)	length (in.)	height (in.)	width (in.)	cross reference
984-00114	59.00	C	up to 11.00 x 22.00	42.50	27.50	9.75	Nash #300013
984-00115	68.00	C	up to 11.00 x 24.50	46.00	27.50	10.75	Nash #300014

## **F** Weld-On Tire Carrier

### **Features**

- Heavy-duty, 12 gauge, formed steel construction for U channel
- 0.375" x 4.00" L support
- Black primer finish
- Accommodates tires up to 11.00" x 22.00"
- Additional warning decal sent at customer's request
- Comes with chain to secure tire

### **Dimension Diagram**



### **Specifications**

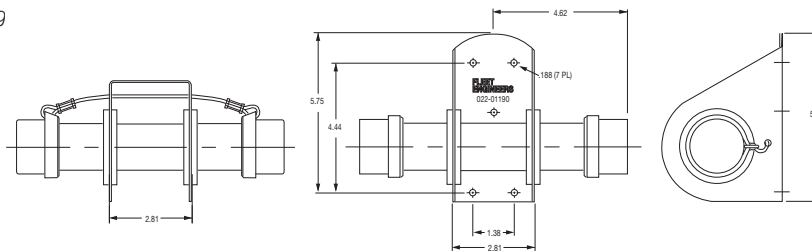
part no.	weight (lbs.)	popularity code	description
984-00066	44.00	C	assembled packaged set

## **F** Tite-Seal Style Document Holder

### **Features**

- Rubber end caps are attached with cable to prevent from getting

### **Dimension Diagram**



### **Specifications**

part no.	weight (lbs.)	popularity code	description	cross reference
022-01190	.61	A	document holder	#TS158CK
022-01195	.01	A	end cap only	

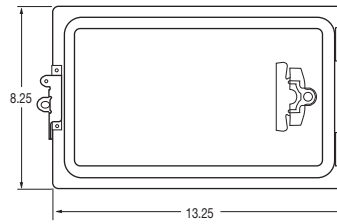
## Manifest Box

### Features

- Aluminum case with weatherproof gasket seal to protect contents
- Tab and click stop for secure latch closing along with padlock eyelet, chrome plated clip and aluminum rivets
- Stainless steel hinge and latch assembly
- Plain aluminum or white enamel finish
- 26 per box



### Dimension Diagram



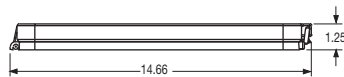
### Specifications

part no.	weight (lbs.)	pop. code	finish	cross reference
022-01087	1.00	A	plain aluminum	10-01
022-01089	1.00	A	white enamel	-



## James King Style Document Holder

### Features

- For use on exterior post trailers and containers
- Heavy duty ABS plastic construction
- Latch closure protects against accidental opening.
- Papers kept in place with large built-in clip



### Dimension Diagram



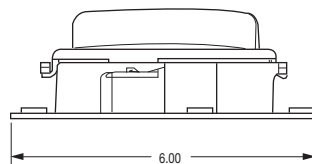
### Specifications

part no.	weight (lbs.)	popularity code	description	cross reference
022-01205	1.74	A	document holder	#550

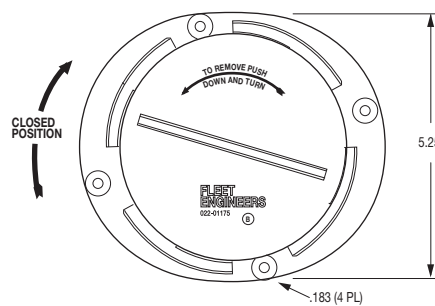
## Plastic Document Holder

### Features

- Part number includes cover with gasket and base with retainer spring



### Dimension Diagram



### Specifications

part no.	weight (lbs.)	popularity code	description	cross reference
022-01175	.38	A	document holder	PS-1, 97960
022-01180	.12	A	cover only	-

MP

Manifest Box & Document Holders

## **F** Product Display

### **F** Features

- Versatile, can be used with a wide variety of Fleet Engineers' products
- Maximizes your product sales
- Compact, floor-space saving design
- Two literature holders included
- Twenty peg board hooks included
- Black plastic construction
- Unassembled
- Product not included

### Specifications

part no.	weight (lbs.)	popularity code	height (in.)	width (in.)	depth (in.)
034-00255	30.00	A	64.00	20.50	39.00



## **F** Fleet Engineers Sales Literature

### **F** Features

- List quantity of each when ordering or use order form on following page

### Specifications

part no.	description
LIT-97004	Spray Mate brochure
LIT-04063	Roll-up Door brochure
LIT-98015	2012 product catalog (revised in 2012)
LIT-98015CD	2012 product catalog in pdf format on cd (revised in 2012)
LIT-98021	Hinge brochure
LIT-20037	Hinge and Roll-up Door poster
LIT-01048	Cargo Control brochure
LIT-01049	Quarter Fender brochure
LIT-01050	Tandem Fender brochure
LIT-01051	X-FLEX brochure
LIT-03058	Mud Flap Products Guide
LIT-04062	Spray Master brochure
LIT-07005	Spray Master Half Tandem and Double Radius brochure
LIT-08006	Air Slipper Side Skirt brochure
LIT-09001	PolyTrak Roll-up Door brochure
LIT-12015	AeroFlap Aerodynamic Mud Flap brochure





LIT-98015  
**Product Catalog**  
 Current Edition

QUANTITY NEEDED



LIT-04063  
**Roll-up Door**  
 Brochure

QUANTITY NEEDED



LIT-03058  
**Mud Flap**  
 Product Guide

QUANTITY NEEDED



LIT-98015CD  
**Product Catalog**  
 On CD

QUANTITY NEEDED



LIT-98021  
**Hinge**  
 Brochure

QUANTITY NEEDED



LIT-08006  
**Air Slipper**  
 Side Skirt

QUANTITY NEEDED



LIT-01049  
**Quarter Fender**  
 Brochure

QUANTITY NEEDED



LIT-20037  
**Hinge and Roll-up**  
 Door Poster

QUANTITY NEEDED



LIT-09001  
**PolyTrak Roll-Up**  
 Door Brochure

QUANTITY NEEDED



LIT-97004  
**Spray Mate**  
 Brochure

QUANTITY NEEDED



LIT-01048  
**Cargo Control**  
 Brochure

QUANTITY NEEDED



LIT-12015  
**AeroFlap**  
 Brochure

QUANTITY NEEDED



LIT-01051  
**X-FLEX** Brochure

QUANTITY NEEDED



LIT-04062  
**Spray Master**  
 Full Round Fender Brochure

QUANTITY NEEDED

*Other (please specify)*

QUANTITY NEEDED



LIT-01050  
**Tandem Fender**  
 Brochure

QUANTITY NEEDED



LIT-07005  
**Spray Master**  
 Half Tandem &  
 Double Radius Brochure

QUANTITY NEEDED

QUANTITY NEEDED

QUANTITY NEEDED

**Complete This Form & Fax to  
 1-231-777-2720**

**Ordering Literature can also be  
 done easily on the internet!  
 Visit [www.fleetengineers.com](http://www.fleetengineers.com)**

*We will try to get your request processed  
 and shipped within 24 hours. Generally, every  
 piece of literature on this sheet is in stock,  
 however we do occasionally run out.  
 If this happens, we will not hold your order -  
 we will send everything else and ship the  
 out-of-stock piece as soon as possible.*

Name \_\_\_\_\_

Company \_\_\_\_\_

Address \_\_\_\_\_

City/State/Zip \_\_\_\_\_

Account Number \_\_\_\_\_



# Cross Reference - Numerical/Alphabetical

Cross Reference

<i>cross ref. no.</i>	<i>name</i>	<i>Fleet #</i>	<i>Page</i>
004141	Morgan	022-01052	69
004161	Morgan	022-01046	69
02-10-A	Penz	011-00098	9
02-13-A	Penz	011-00100	9
022-58857-000	Freightliner	033-05176	97
022-58857-001	Freightliner	033-05175	97
027-14488	Great Dane	022-01009	65
03-207-H	Penz	013-00426	5
03-207-V	Penz	013-00436	5
03-211-H	Penz	013-00427	5
03-211-V	Penz	013-00437	5
03-215-H	Penz	013-00429	5
03-215-V	Penz	013-00439	5
03-221-H	Penz	013-00430	5
03-221-V	Penz	013-00440	5
04-08316-000-00	Stoughton	022-01008	70
04-10-26-41	Penz	013-01601	7
04-10-42-57	Penz	013-01602	7
04-10-56-72	Penz	013-01603	7
04-536-X	Penz	012-00002	6
04-552-X	Penz	012-00003	6
04-40-26-41	Penz	013-00991	7
04-40-42-57	Penz	013-00992	7
04-40-56-72	Penz	013-00993	7
04-86386-001-00	Stoughton	022-01081	70
05-300	Penz	013-01192	3
05-310	Penz	013-00073	3
05-312	Penz	013-01604	3
05-319	Penz	013-01196	3
05-901	Penz	013-00173	3
06-345	Penz	013-00198	4
06-405	Penz	013-00240	4
06-410	Penz	013-00232	4
06-411	Penz	013-00244	4
06-421	Penz	013-00336	4
07-50	Penz	033-00051	147
07-50-1	Penz	033-00053	147
08138	Great Dane	023-00563	66
08206	Great Dane	023-00562	65
10-01	Penz	022-01087	171
100010	Diamond	993-00004	27
100100	Diamond	991-00126	27
10-1004-2	Whiting	994-00002	37
10-1009-5	Whiting	994-00105	37
10-1022-1	Whiting	992-01100	24, 29 & 37
10-1022-1	Whiting	992-00701	24 & 37
10-1022-6	Whiting	992-00701	29 & 37
10-1025-4	Whiting	027-20530	46
10-1033-2	Whiting	992-00005	32
10-1046-1	Whiting	993-00721	37
10-1063-1	Whiting	992-01101	28
10-1073-2	Whiting	991-00126	27
10-1300S/S	Penz	024-03040	83
10-1300Z/P	Penz	024-03056	83
10-1900S/S	Penz	024-03089	58
1021	Whiting	025E10270	29
10-40	Hansen	983-00135	160
1089	Miner	022-01182	75
1092	Whiting	025-60100	38
1-1	Whiting	025-01447	55
1-1	Whiting	025-01449	55
111000	Diamond	995-00111-400	31 & 37
111250	Diamond	995-00112-400	31 & 37
111250	Diamond	995-00113-400	31 & 37
11-2	Whiting	028-32072	42

<i>cross ref. no.</i>	<i>name</i>	<i>Fleet #</i>	<i>Page</i>
11-2	Whiting	028-32082	42
112500	Diamond	995-00113-400	31 & 37
11-3	Whiting	028-32071	42
11-3	Whiting	028-32081	42
120000	Diamond	994-00105	37
120250	Diamond	991-00400-100	37
120300	Diamond	992-00001-200	37
120500	Diamond	993-00721	37
1207	Whiting	025E10004	24
1208	Whiting	025E10003	24 & 29
1208-1	Whiting	025-10286	24 & 29
1209	Whiting	025E10002	24
1209-1ASM	Whiting	025-10009	24
1291	Buffer	013-01192	3
1294	Buffer	013-00198	4
1295	Buffer	013-00073	3
1296	Buffer	013-00427	5
1297	Buffer	013-00429	5
1298	Buffer	013-00430	5
1305 kit	Buffer	013-00240	4
1306	Buffer	011-00104	9
1336-1	Whiting	025-10231	28
1336-2	Whiting	025-10230	28
1336-7	Whiting	025-10241	28
1336-8	Whiting	025-10240	28
1364	Buffer	011-00098	9
1365	Buffer	013-00437	5
1366	Buffer	013-00439	5
1367	Buffer	013-00440	5
1370	Whiting	025E10271	29
1371A	Whiting	025E90041	29
1381	Buffer	012-00981	9
1382	Buffer	012-00981	9
1-4	Whiting	025-01451	55
1-4	Whiting	025-01545	55
140100	Diamond	993-00240-100	26 & 37
1407 kit	Buffer	013-00244	4
1-4950-004	Utility	023-00943	73
15	Whiting	025E10051	24
15-1	Whiting	025-10052	24
15152	Great Dane	022-01007	64
1580B-kit	J.King/Fleetline	031-01072	95
1580LM-kit	Fleetline	031-01092	97
1585-6	Fleetline	031-00095	111
1585B-kit	J.King/Fleetline	031-01070	95
1585LM-kit	Fleetline	031-01074	97
1-5869	Eberhard	022-00605	77
1590B-kit	J.King/Fleetline	031-01071	95
15-CRHD	ITW	983-00318	161
16	Austin	021-00256	90
16 Special	Austin	021-00217	90
1600-11M	Fleetline	032-00194	100
1600-15M	Fleetline	032-00199	100
1613	Buffer	013-00991	7
1614	Buffer	013-00992	7
1615	Buffer	013-00993	7
1664	Buffer	013-00436	5
1676	Whiting	026-40027	52
1695	Buffer	013-00426	5
1-7	Whiting	025-01427	54
1-7	Whiting	025-01429	54
1715	Whiting	025-10311	30
1715	Whiting	025-10330	30
1791	Buffer	013-00173	3
1-8	Whiting	025-01435	54





# Cross Reference - Numerical/Alphabetical

cross ref. no.	name	Fleet #	Page
1-8	Whiting	025-01437	54
1801	Whiting	026-40026	52
1809-004-B	Polar	022-00824	62
1900 kit	J.King/Fleetline	031-01636	96
1920	Whiting	025E10232	28
1920-1	Whiting	025-10233	28
1969-6X	Eberhard	023-00491	89
20	Polar	024-03000	59
20003977	Hyundai	023-01657	66
2008RP	James King	033-04994	145
2008RS	James King	033-04994	145
2008WP	James King	033-04995	145
2008WS	James King	033-04995	145
20038	Vanco	022-01055	74
2008R	Polar	022-00605	77
2012	Polar	022-00612	79
203000	Koneta	031-01636	96
2032		025E10272	29
210100	Diamond	025-10201	27
210200	Diamond	025-10202	27
2105	Phoenix	031-01635	96
21100291	Wabash	022-00975	74
21101272	Wabash	022-01047	74
220000	Diamond	025-10001	23
220100	Diamond	025-10050	23
2275-1	Whiting	028-02290	42
2275-1	Whiting	028-02201	42
2275-1	Whiting	028-02214	42
2275-2	Whiting	028-02090	42
2275-2	Whiting	028-02101	42
2275-2	Whiting	028-02114	42
2370	Whiting	991-00609	28
230000	Diamond	025-10250	27
240000	Diamond	025-10300	37
240100	Diamond	994-00002	37
2436	Todco	993-00004	27
2471	Whiting	027-20126	47
2471	Whiting	027-20127	47
2518	Whiting	027-20202	48
2523	Whiting	027-20308	48
2524	Whiting	027-20307	48
2525	Whiting	027-20305	48
2526	Whiting	027-20306	48
2528	Whiting	027-20003	47
2528	Whiting	027-20004	47
2547	Whiting	027-20303	48
2548	Whiting	027-20304	48
250000	Diamond	025-10311	30
250000	Diamond	025-10330	30
257000	Whiting	025-10402	30
260000	Diamond	026-40007	49
260000	Diamond	026-40018	49
260000	Diamond	026-40019	49
2701	Whiting	027-20100	44
270700	Whiting	025-60050	38
2766	Whiting	025-10578	36
2800	James King	031-01275	146
2804	Whiting	025-60052	38
2806	Whiting	027-20115	47
2807	Whiting	027-20114	47
280000	Diamond	025-10501	35
280100	Diamond	025-10502	35
2845	James King	031-01276	146
2810093	Dorsey	022-00888	61
2810919	Dorsey	022-00889	62

cross ref. no.	name	Fleet #	Page
2906	Kentucky	022-00614	66
291000	Diamond	025-10100	26
291000	Diamond	025-10100-50	26
29-4	Hansen	022-01022	81
29-4	Hansen	022-01023	81
2996	Whiting	025-10102	26
2996	Whiting	025-10102-50	26
300001	Nash	984-00032	169
300002	Nash	984-00030	169
300013	Nash	984-00114	170
300014	Nash	984-00115	170
300062	Nash	984-00065	169
30-7391S	Protech	031-01630	111
3100	Whiting	027-20000	44
310000	Whiting	027-20000	44
3-1250-25	Utility	022-01085	79
31801018	Great Dane	022-00407	64
3190100	Great Dane	997-98027	76
320000	Diamond	027-20500	46
3228	Whiting	025-10101	26
3228	Whiting	025-10101-50	26
3257	Whiting	026-40001	49
330000	Whiting	027-20300	45
330100	Whiting	027-20301	45
340000	Whiting	027-20201	45
340000	Whiting	027-20208	45
340100	Whiting	027-20200	45
340100	Whiting	027-20207	45
3-4100-0022	Utility	022-01184	73
3410019	Utility	022-01056	73
353-239	Manac	022-01043	67
360000	Diamond	027-20400	46
360100	Diamond	027-20401	46
3-6101-08	Utility	997-98019	76
3-6101-071	Utility	997-98019	76
37025	Kinedyne	982-00256	162
375-10	M.D.Cline	982-00255	162
39504-1	Todco	025-60502	166
39504-2	Todco	025-60503	166
4003	Whiting	025-10250	27
4004	Whiting	025-10300	37
4007	Whiting	025-10001	23
4007	Whiting	025E10001	23
4012	Whiting	025-10050	23
4013	Whiting	027-20301	45
4014	Whiting	027-20300	45
4019	Whiting	026-40410	51
4020-1	Whiting	025-01426	54
4020-1	Whiting	025-01430	54
4020-1	Whiting	025-01434	54
4020-1	Whiting	025-01438	54
4020-1	Whiting	025-01442	55
4020-1	Whiting	025-01446	55
4021	Whiting	025-60050	38
4024	Whiting	025-60000	38
4025	Whiting	027-20201	45
4025	Whiting	027-20208	45
4026	Whiting	025-10100	26
4026	Whiting	025-10100-50	26
4027	Whiting	025-10100	26
4027	Whiting	025-10100-50	26
4028	Whiting	027-20400	46
4029	Whiting	027-20401	46
4032	Whiting	026-40204	50
4032	Whiting	026-40210	50



## Cross Reference - Numerical/Alphabetical

<i>cross ref. no.</i>	<i>name</i>	<i>Fleet #</i>	<i>Page</i>
4033	Whiting	027-20500	46
4034	Whiting	026-40007	49
4034	Whiting	026-40018	49
4034	Whiting	026-40019	49
4038	Whiting	025-10202	27
4039	Whiting	025-10200	27
4040	Whiting	025-10331	31
4040	Whiting	025-10432	31
4045	Whiting	028-00290	39
4045	Whiting	028-00101	39
4045	Whiting	028-00114	39
4046	Whiting	028-00190	39
4046	Whiting	028-01101	39
4046	Whiting	028-01114	39
4050	Whiting	027-20200	45
4050	Whiting	027-20207	45
4051	Whiting	025-10201	27
4052	Whiting	028-30051	40
4052	Whiting	028-30061	40
4053	Whiting	028-30050	40
4053	Whiting	028-30060	40
4101481	Dorsey	022-00392	61
4101482	Dorsey	022-00391	61
41034-1	Todco	028-00190	39
41034-1	Todco	028-01101	39
41034-1	Todco	028-01114	39
41034-2	Todco	028-00290	39
41034-2	Todco	028-00101	39
41034-2	Todco	028-00114	39
41042	Todco	028-30051	40
41042	Todco	028-30061	40
41043	Todco	028-30050	40
41043	Todco	028-30060	40
4110	Whiting	025-10601	30
4114	Whiting	025-10261	27
4115	Whiting	025-10260	27
4126	Whiting	025-10602	30
4132	Whiting	025-10600	30
4140	Whiting	025-10420	30
4-18-0055	American	022-00030	68
42500813	Great Dane	023-01656	66
4300 chrome	Eberhard	022-00627	79
4300 zinc	Eberhard	022-00626	79
43000124	Great Dane	022-01412	65
432	Merrit	054-00200	165
433	Merrit	054-00201	165
434	Merrit	054-00202	165
435	Merrit	054-00203	165
442	Merrit	054-00220	165
443	Merrit	054-00221	165
45-PF5	ITW	982-00260	157
44573	Great Dane	997-98015	75
45064	Great Dane	022-01084	79
47563	Great Dane	022-01058	65
48	Polar	021-00043	82
49014-1	Todco	028-00190	39
49014-1	Todco	028-01101	39
49014-1	Todco	028-01114	39
49014-2	Todco	028-00290	39
49014-2	Todco	028-00101	39
49014-2	Todco	028-00114	39
49702-1	Todco	028-30050	40
49702-1	Todco	028-30060	40
49702-2	Todco	028-30051	40
49702-2	Todco	028-30061	40

<i>cross ref. no.</i>	<i>name</i>	<i>Fleet #</i>	<i>Page</i>
500000	Diamond	026-40202	50 & 51
503000	Koneta	031-01071	95
5060-2	Merritt	031-01636	96
51036-1	Todco	027-20401	46
51036-2	Todco	027-20400	46
51037	Todco	027-20000	44
51038	Todco	027-20500	46
51041	Todco	027-20200	45
51041	Todco	027-20207	45
51042	Todco	027-20100	44
51043	Todco	027-20201	45
51043	Todco	027-20208	45
51044	Todco	025-01436	54
515-10-61A	Trailmobile	023-00008	72
515-10-65	Trailmobile	022-00966	72
515-10-73A	Trailmobile	023-00940	73
515-10-78-1	Trailmobile	022-01036	72
515-12-13	Trailmobile	997-98016	76
523000	Koneta	031-01070	95
5248614	Dorsey	997-98022	75
550	James King	022-01205	171
55-01-A	Penz	982-00050	158
55-02-A	Penz	982-00048	158
55-05	Penz	982-00047	158
5559	Eberhard	021-00184	90
5600	Whiting	025-60562	29
5601	Austin	022-01022	81
5609022	Dorsey	022-00393	61
5726	Whiting	026-90040	29
5735	Whiting	026-40040	53
5803	Whiting	025-10301	37
5867	Eberhard	022-00631	77
5867	Eberhard	022-00633	77
586930	Fruehauf	022-00081	80
5870	Eberhard	022-00612	79
5897	Eberhard	022-00030	68
5897-2	Timpte	022-00030	68
59003	Todco	025-01442	55
59003	Todco	025-01444	55
59003	Todco	025-01446	55
59003	Todco	025-01448	55
59003	Todco	025-01450	55
59003	Todco	025-01452	55
59004	Todco	025-01438	54
59004	Todco	025-01440	54
59033-1	Todco	027-20301	45
59033-2	Todco	027-20300	45
59123	Todco	025-10001	23
59123	Todco	025E10001	23
59126	Todco	025-10050	23
59129-1	Todco	027-20301	45
59129-2	Todco	027-20300	45
59158	Todco	027-20200	45
59158	Todco	027-20207	45
59174	Todco	027-24200	44
59290	Todco	027-20000	44
6	Whiting	993-00240-100	26 & 37
6A-22679	Strick	021-00006	70
6A-23557	Strick	021-00010	71
610200	Whiting	026-40001	49
61026	Todco	994-00002	37
61174	Todco	025-10100	26
61174	Todco	025-10100-50	26
61191	Todco	026-40007	49
61191	Todco	026-40018	49



# Cross Reference - Numerical/Alphabetical

<b>cross ref. no.</b>	<b>name</b>	<b>Fleet #</b>	<b>Page</b>
61191	Todco	026-40019	49
61196	Todco	025-10050	23
61204	Todco	025-10300	37
61223	Todco	025-10601	30
61229	Todco	025-10602	30
61352	Todco	025-10250	27
61401	Todco	025-10311	30
61401	Todco	025-10330	30
61424	Todco	025-10101	26
61424	Todco	025-10101-50	26
620200	Diamond	026-40410	51
630300	Todco	026-40200	50
6-5601	Austin	022-01024	81
6616396000	Kentucky	022-01035	67
6616600000	Kentucky	022-01040	67
69020	Todco	025-10600	30
69035	Todco	025-10001	23
69035	Todco	025E10001	23
69131	Todco	025-60100	38
69162	Todco	025-10100	26
69162	Todco	025-10100-50	26
69249	Todco	025-10250	27
69341	Todco	025-60000	38
69431	Todco	025-10202	27
69432	Todco	025-10201	27
69433	Todco	025-10200	27
6944	Whiting	025E10220	28
6944	Whiting	025-10305	28
6944-1	Whiting	025-10225	28
69570	Todco	025-10500	35
69571	Todco	025-10501	35
69572	Todco	025-10502	35
69718	Todco	026-40200	50
69790	Todco	026-40202	50 & 51
69832	Todco	025-10331	31
69832	Todco	025-10432	31
69840	Todco	026-40410	51
69922	Todco	026-40500	53
69964-1	Todco	025-10261	27
69964-2	Todco	025-10260	27
70	Whiting	025-10551	36
70001	Todco	026-40204	50
70001	Todco	026-40210	50
70093	Todco	025-60050	38
70105	Todco	026-40600	51
70159	Todco	025E10051	24
70160	Todco	025E10004	24
70161	Todco	025E10003	24 & 29
70162	Todco	025E10002	24
70224	Todco	025-10102	26
70224	Todco	025-10102-50	26
70225	Todco	025-10101	26
70225	Todco	025-10101-50	26
70311	Todco	025E10324	23
70-5	Whiting	991-00506-50	32 & 37
7470	Whiting	026-40402	51
75-10	Whiting	025-10530	36
77	Whiting	025-10577	36
8RB	Austin	022-00587	77
80015-1610	Todco	991-00400-100	37
80015-1610	Todco	991-00401-100	37
80020	Todco	993-00240-100	26 & 37
80105-416	Todco	991-00085	37
80302	Todco	993-00004	27
80322-225	Todco	993-00721	37

<b>cross ref. no.</b>	<b>name</b>	<b>Fleet #</b>	<b>Page</b>
80352	Todco	992-01100	24
80352	Todco	992-00701	24
80352-420	Todco	992-00001-200	37
80352-518	Todco	992-00005	32
80401-316	Todco	994-00105	37
80701-2	Todco	027-20530	46
80840	Todco	026-40001	49
80841T	Whiting	995-00111-400	31 & 37
80842T	Whiting	995-00112-400	31 & 37
80844	Todco	025-10420	30
8280	Whiting	026-40037	53
8702	Austin	021-00207	90
89049	Todco	991-00126	27
89204	Todco	026-40010	49
89210-0032	Todco	995-00111-400	31 & 37
89210-0036	Todco	995-00112-400	31 & 37
89210-0040	Todco	995-00113-400	31 & 37
89217-0032	Todco	995-00114	31
89217-0036	Todco	995-00115	31
89217-0040	Todco	995-00116	31
9-5	Austin	022-00545	78
9-5	Austin	022-00830	78
97960	Truck Lite	022-01175	171
99610-1	Todco	029C90100	15
99610-2	Todco	029-90100	15
99611-1	Todco	029C09090	15
99611-2	Todco	029-09090	15
99835-1	Todco	029C98090	15
99835-2	Todco	029-09890	15
99836-1	Todco	029C98100	15
99836-2	Todco	029-98100	15
99837-1	Todco	029C98105	15
99837-2	Todco	029-98105	15
99838-1	Todco	029C98112	15
99838-2	Todco	029-98112	15
99861-1	Todco	029C90105	15
99861-2	Todco	029-90105	15
A1-5884-U	Eberhard	022-00551	78
A1-5984-50	Eberhard	022-00614	66
A22-58858-000	Freightliner	033-05176	97
A22-58858-001	Freightliner	033-05175	97
A23L	Betts	034-00429	132
A23R	Betts	034-00430	132
A25	Betts	034-00426	132
A29L	Betts	034-00427	133
A29R	Betts	034-00428	133
A33L	Betts	034-00436	134
A33R	Betts	034-00437	134
A35	Betts	034-00433	135
A39L	Betts	034-00434	136
A39R	Betts	034-00435	136
A69L	Betts	034-00642	133
A69R	Betts	034-00643	133
A79L	Betts	034-00650	136
A79R	Betts	034-00651	136
A81	Betts	034-00685	135
A82	Betts	034-00679	132
A83L	Betts	034-00636	132
A83R	Betts	034-00637	132
A84L	Betts	034-00668	134
A84R	Betts	034-00669	134
A87L	Betts	034-00877	135
A87R	Betts	034-00878	135
AA33C01060100	Strick	022-00490	71
AA35F00010100	Strick	021-00006	70

**CR**  
Cross Reference



## Cross Reference - Numerical/Alphabetical

<i>cross ref. no.</i>	<i>name</i>	<i>Fleet #</i>	<i>Page</i>
AA35F00020100	Strick	021-00010	71
AA35F00040100	Strick	021-00025	71
AA35F00100100	Strick	022-01003	71
AA35F00230100	Strick	022-01013	72
AE54111	Pines	022-00995	69
AH-001	Austin	021-00181	77
AH-1040	Austin	983-00135	160
AH170ZN	Austin	982-00244	157
AH172ZN	Austin	982-00268	157
B17-0116C	Miller	022-00030	68
B23	Betts	031-00123	132
B25	Betts	031-00125	132
B2-5884	Eberhard	022-00825	78
B27	Betts	033-00868	148
B29	Betts	031-00129	133
B33	Betts	031-00133	134
B35	Betts	031-00135	135
B37	Betts	033-03404	151
B38	Buyers Products	982-00304	158
B38W	Buyers Products	982-00270	158
B39	Betts	031-00139	136
B40	Buyers Products	982-00271	159
B46	Buyers Products	982-00272	159
B48	Buyers Products	982-00273	159
B50	Buyers Products	982-00274	160
B57	Betts	033-04530	140
B57	Betts	033-05192	142
B5055	Buyers Products	982-00275	160
B5728	Betts	033-04555	140
B5728	Betts	033-05190	142
B5728S	Betts	033-04567	140
B5728S	Betts	033-05191	142
B57NT	Betts	033-00868	148
B57S	Betts	033-04550	140
B57S	Betts	033-05193	142
B600	Betts	031-00893	137
B601	Buyers Products	982-00244	157
B67	Betts	033-04647	141
B67	Betts	033-05196	143
B6728	Betts	033-04542	141
B6728	Betts	033-05194	143
B6728S	Betts	033-04546	141
B6728S	Betts	033-05195	143
B67NT	Betts	033-03404	121
B67S	Betts	033-04648	141
B67S	Betts	033-05197	143
B69	Betts	031-00147	133
B701SM	Buyer Products	982-00257	157
B750	Betts	031-00894	137
B79	Betts	031-00150	136
B801	Buyer Products	982-00260	157
B81	Betts	031-00105	135
B82	Betts	031-00102	132
B83	Betts	031-00108	132
B84	Betts	031-00110	134
B87	Betts	031-00553	135
BCF004678001	Fruehauf	022-01004	63
BF-28P-kit	Fleetline	033-00270	148
BF28PCX-kit	Fleetline	033-04555	140
BF28PCX-kit	Fleetline	033-05190	142
BF-28SS-kit	Fleetline	033-00277	148
BF28SSCX-kit	Fleetline	033-04567	140
BF28SSCX-kit	Fleetline	033-05191	142
BF30P-kit	Fleetline	033-00868	148
BF30PCX-kit	Fleetline	033-04530	140

<i>cross ref. no.</i>	<i>name</i>	<i>Fleet #</i>	<i>Page</i>
BF30PCX-kit	Fleetline	033-05192	142
BF30SS-kit	Fleetline	033-00870	148
BF30SSCX-kit	Fleetline	033-04550	140
BF30SSCX-kit	Fleetline	033-05193	142
BL-11	Holland	012-00546	9
BL-4	Holland	012-00545	9
BSH-0001	Vanguard	022-01404	74
CR1	Fleetline	983-00320	161
DBA00158300	Fruehauf	022-01005	63
DCA-02-42	Fruehauf	022-00007	62
DCD-0292-1	Fruehauf	023-00021	89
DCE-8681-1	Fruehauf	023-00557	63
DCF-00451	Fruehauf	023-00938	64
DCF-3980-1	Fruehauf	023-00567	63
DXA-000696 PK1	Fruehauf	996-01900	62
DXA-0687	Fruehauf	022-00013	62
EBH6602-50	Eberhard	022-00081	80
ED045011	Monon	022-01185	69
General Purpose	Whiting	029-09090	15
General Purpose	Whiting	029-90100	15
General Purpose	Whiting	029-90105	15
General Purpose	Whiting	029-90112	15
General Purpose	Whiting	029-98090	15
General Purpose	Whiting	029-98100	15
General Purpose	Whiting	029-98105	15
General Purpose	Whiting	029-98107	15
General Purpose	Whiting	029-98112	15
H04-B01073	Gindy	022-00039	64
H-1060-3	Miner	023-00559	68
H-1060-4	Miner	023-00559	68
H-1081-3	Miner	023-00561	68
H-1081-3Z	Miner	023-01502	68
H-1085	Stoughton	022-01086	70
H-1086	Stoughton	022-01081	70
H-325709	Henderson	025-10276	25
H-325716	Henderson	025-10275	25
H-425331	Henderson	025-10279	25
HB-1156-6	Miner	023-00664	60
HP-1054-4	Miner	997-98017	75
HP-1054-9	Miner	997-98020	75
HW-1054-8X	Miner	993-00109	75
ITW 15-CCP	ITW	982-00256	162
J-4154	Austin	012-00545	9
JK2800	Fleetline	033-04259	144
JK2845	Fleetline	033-04263	144
K1732	Betts	031-00896	137
K650	Betts	031-00891	137
K700	Betts	031-00897	137
K711	Betts	031-00899	137
K850	Betts	031-00892	137
LG0082.01	Holland	013-00496	6
LG0082.02	Holland	013-00498	6
LG0083.01	Holland	013-00436	5
LG0083.02	Holland	013-00426	5
LG0083.03	Holland	013-00437	5
LG0083.04	Holland	013-00427	5
LG0083.05	Holland	013-00440	5
LG0083.06	Holland	013-00430	5
MN-1064	Miner	023-00956	84
MN-4005	Miner	023-00967	88
MN-4006	Miner	023-00966	87
MN-4011	Miner	023-00965	88
MN-4012	Miner	023-00961	87
MN-4042	Miner	023-00959	86
MN-4043	Miner	023-00957	86



## Cross Reference - Numerical/Alphabetical

<i>cross ref. no.</i>	<i>name</i>	<i>Fleet #</i>	<i>Page</i>
<b>MN-4044</b>	Miner	023-00958	86
<b>MN-4049</b>	Miner	023-00964	88
<b>MN-4090</b>	Miner	023-00962	87
<b>MN-4140</b>	Miner	023-00973	86
<b>MN-4141</b>	Miner	023-00971	86
<b>MN-4142</b>	Miner	023-00972	86
<b>MN-4207</b>	Miner	023-00960	86
<b>MN-4208</b>	Miner	023-00963	87
<b>MN-DL-BU</b>	Miner	021-00312	84
<b>MN-DL-NH</b>	Miner	021-00313	85
<b>N100PNM</b>	Fenco	031-01071	95
<b>N100SSNM</b>	Fenco	031-01070	95
<b>N123-SS-7</b>	Fenco	031-00095	111
<b>N1809-003B</b>	Polar	022-00551	78
<b>N1809-004B</b>	Polar	022-00825	78
<b>N200SS7</b>	Fleetline	031-01630	111
<b>No. 8</b>	Hansen	022-01024	81
<b>No. 9</b>	Hansen	022-01022	81
<b>No. 9 SS</b>	Hansen	022-01023	81
<b>P-1072</b>	Penz	024-02508	56
<b>P-1072</b>	Penz	024-02595	57
<b>P-1072-SS</b>	Penz	024-02510	56
<b>P-1072-SS</b>	Penz	024-02597	57
<b>P-1072-W</b>	Penz	024-02509	56
<b>P-1072-W</b>	Penz	024-02596	57
<b>P-1073</b>	Penz	024-02500	56
<b>P-1073</b>	Penz	024-02590	57
<b>P-1073-SS</b>	Penz	024-02502	56
<b>P-1073-SS</b>	Penz	024-02592	57
<b>P-1073-W</b>	Penz	024-02501	56
<b>P-1073-W</b>	Penz	024-02591	57
<b>P-1076</b>	Penz	024-02508	56
<b>P-1076</b>	Penz	024-02595	57
<b>P-1076-SS</b>	Penz	024-02510	56
<b>P-1076-SS</b>	Penz	024-02597	57
<b>P-1076-W</b>	Penz	024-02509	56
<b>P-1076-W</b>	Penz	024-02596	57
<b>P-1077</b>	Penz	024-02500	56
<b>P-1077</b>	Penz	024-02590	57
<b>P-1077-SS</b>	Penz	024-02502	56
<b>P-1077-SS</b>	Penz	024-02592	57
<b>P-1077-W</b>	Penz	024-02501	56
<b>P-1077-W</b>	Penz	024-02591	57
<b>P108530</b>	Miner	022-01086	70
<b>P108540</b>	Miner	022-01086	70
<b>P108630</b>	Miner	022-01081	70
<b>P108835</b>	Miner	023-02009	68
<b>P108845</b>	Miner	023-02009	68
<b>P108855</b>	Miner	023-02009	68
<b>P108940</b>	Miner	022-01182	75
<b>P-2005</b>	Penz	021-00050	82
<b>PC1310</b>	Monon	022-00996	68
<b>PS-1</b>	Betts	022-01175	171
<b>REB-0395</b>	Pines	022-00995	69
<b>RFP00127</b>	VanGuard	022-01404	74
<b>RT25</b>	Betts	033-04259	144
<b>RT35</b>	Betts	033-04263	144
<b>SA100B2</b>	Life-Time	031-01072	95
<b>SF3045P-kit</b>	Fleetline	033-00864	151
<b>SF3045PCX-kit</b>	Betts	033-04542	141
<b>SF3045PCX-kit</b>	Betts	033-05194	143
<b>SF3045SS-kit</b>	Fleetline	033-00865	151
<b>SF3045SSCX-kit</b>	Betts	033-04546	141
<b>SF3045SSCX-kit</b>	Betts	033-05195	143
<b>SF3345P-kit</b>	Fleetline	033-03404	151

<i>cross ref. no.</i>	<i>name</i>	<i>Fleet #</i>	<i>Page</i>
<b>SF3345SS-kit</b>	Fleetline	033-04150	151
<b>SP100B2</b>	Life-Time	031-01071	95
<b>SS100B2</b>	Life-Time	031-01070	95
<b>T112-1</b>	Whiting	025-01052	55
<b>T112-1</b>	Whiting	025-01053	55
<b>T112-2</b>	Whiting	025-01056	55
<b>T112-2</b>	Whiting	025-01057	55
<b>T112-3</b>	Whiting	025-01058	55
<b>T112-3</b>	Whiting	025-01059	55
<b>TS158CK</b>	Tite-Seal	022-01190	170
<b>TRR7000C-AH</b>	Hyundai	023-01657	66
<b>V3K00002</b>	Manac	022-01041	67
<b>WABO6300291</b>	Wabash	022-00975	74
<b>WABO6301272</b>	Wabash	022-01047	74
<b>WAB06301527</b>	Wabash	022-01182	75
<b>WAB06302245</b>	Wabash	022-01182	75
<b>WCE007812-001</b>	Fruehauf	997-98017	75
<b>WF5572</b>	Wallace Forge	982-00268	157
<b>WF55801</b>	Wallace Forge	982-00260	157
<b>WF601</b>	Wallace Forge	982-00244	157
<b>XA-V-90-0</b>	Holland	013-00487	5
<b>XA-N-90-11</b>	Holland	013-01978	5

<i>cross ref. no.</i>	<i>Fleet #</i>	<i>Page</i>
<b>AMERICAN</b>		
4-18-0055	022-00030	68
<b>AUSTIN</b>		
16	021-00256	90
16 special	021-00217	90
5601	022-01022	81
6-5601	022-01024	81
8RB	022-00587	77
8702	021-00207	90
9-5	022-00545	78
9-5	022-00830	78
AH-001	021-00181	77
AH-1040	983-00135	160
AH170ZN	982-00244	157
AH172ZN	982-00268	157
J-4154	012-00545	9
<b>BETTS</b>		
A23L	034-00429	132
A23R	034-00430	132
A25	034-00426	132
A29L	034-00427	133
A29R	034-00428	133
A33L	034-00436	134
A33R	034-00437	134
A35	034-00433	135
A39L	034-00434	136
A39R	034-00435	136
A69L	034-00642	133
A69R	034-00643	133
A79L	034-00650	136
A79R	034-00651	136
A81	034-00685	135
A82	034-00679	132
A83L	034-00636	132
A83R	034-00637	132
A84L	034-00668	134
A84R	034-00669	134
A87L	034-00877	135
A87R	034-00878	135
B23	031-00123	132
B25	031-00125	132
B27	033-00868	148
B29	031-00129	133
B33	031-00133	134
B35	031-00135	135
B37	033-03404	151
B39	031-00139	136
B57	033-04530	140
B57	033-05192	142
B5728	033-04555	140
B5728	033-05190	142
B5728S	033-04567	140
B5728S	033-05191	142
B57NT	033-00868	148
B57S	033-04550	140
B57S	033-05193	142
B600	031-00893	137
B67	033-04647	141
B67	033-05196	143
B6728	033-04542	141
B6728	033-05194	143
B6728S	033-04546	141

<i>cross ref. no.</i>	<i>Fleet #</i>	<i>Page</i>
B6728S	033-05195	143
B67NT	033-03404	151
B67S	033-04648	141
B67S	033-05197	143
B69	031-00147	133
B750	031-00894	137
B79	031-00150	136
B81	031-00105	135
B82	031-00102	132
B83	031-00108	132
B84	031-00110	134
B87	031-00553	135
K1732	031-00896	137
K650	031-00891	137
K700	031-00897	137
K711	031-00899	137
K850	031-00892	137
PS-1	022-01175	171
RT25	033-04259	144
RT35	033-04263	144
SF3045PCX-kit	033-04542	141
SF3045PCX-kit	033-05194	143
SF3045SSCX-kit	033-04546	141
SF3045SSCX-kit	033-05195	143
<b>BUFFER</b>		
1291	013-01192	3
1294	013-00198	4
1295	013-00073	3
1296	013-00427	5
1297	013-00429	5
1298	013-00430	5
1305 kit	013-00240	4
1306	011-00104	9
1364	011-00098	9
1365	013-00437	5
1366	013-00439	5
1367	013-00440	5
1381	012-00981	9
1382	012-00981	9
1407 kit	013-00244	4
1613	013-00991	7
1614	013-00992	7
1615	013-00993	7
1664	013-00436	5
1695	013-00426	5
1791	013-00173	3
<b>BUYERS PRODUCTS</b>		
B38	982-00304	158
B38W	982-00270	158
B40	982-00271	159
B46	982-00272	159
B48	982-00273	159
B50	982-00274	160
B5055	982-00275	160
B601	982-00244	157
B701SM	982-00257	157
B801	982-00260	157
<b>DIAMOND</b>		
100010	993-00004	27
100100	991-00126	27
111000	995-00111-400	31 & 37

<i>cross ref. no.</i>	<i>Fleet #</i>	<i>Page</i>
111250	995-00112-400	31 & 37
111250	995-00113-400	31
112500	995-00113-400	31 & 37
120000	994-00105	37
120250	991-00400-100	37
120300	992-00001-200	37
120500	993-00721	37
140100	993-00240-100	26 & 37
210100	025-10201	27
210200	025-10202	27
220000	025-10001	23
220100	025-10050	23
230000	025-10250	27
240000	025-10300	37
240100	994-00002	37
250000	025-10311	30
250000	025-10330	30
257000	025-10402	30
260000	026-40007	49
260000	026-40018	49
260000	026-40019	49
270700	025-60050	38
280000	025-10501	35
280100	025-10502	35
291000	025-10100	26
291000	025-10100-50	26
310000	027-20000	44
320000	027-20500	46
330000	027-20300	45
330100	027-20301	45
340000	027-20201	45
340000	027-20208	45
340100	027-20200	45
340100	027-20207	45
360000	027-20400	46
360100	027-20401	46
500000	026-40202	50
610200	026-40001	49
620200	026-40410	51
630300	026-40200	50
<b>DORSEY</b>		
2810093	022-00888	61
2810919	022-00889	62
4101481	022-00392	61
4101482	022-00391	61
5248614	997-98022	75
5609022	022-00393	61
<b>EBERHARD</b>		
1-5869	022-00605	77
1969-6X	023-00491	89
4300 chrome	022-00627	79
4300 zinc	022-00626	79
5559	021-00184	90
5867	022-00631	77
5867	022-00633	77
5870	022-00612	79
5897	022-00030	68
A1-5884-U	022-00551	78
A1-5984-50	022-00614	66
B2-5884	022-00825	78
EBH6602-50	022-00081	80



# Cross Reference - By Manufacturer

cross ref. no.	Fleet #	Page
<b>FENCO</b>		
N100PNM	031-01071	95
N100SSNM	031-01070	95
N123-SS-7	031-00095	111
<b>FLEETLINE</b>		
1580B-kit	031-01072	95
1580LM-kit	031-01092	97
1585-6	031-00095	111
1585B-kit	031-01070	95
1585LM-kit	031-01074	97
1590B-kit	031-01071	95
1600-11M	032-00194	100
1600-15M	032-00199	100
1900-kit	031-01636	96
BF-28P-kit	033-00270	148
BF28PCX-kit	033-04555	140
BF28PCX-kit	033-05190	142
BF-28SS-kit	033-00277	148
BF28SSCX-kit	033-04567	140
BF28SSCX-kit	033-05191	142
BF30P-kit	033-00868	148
BF30PCX-kit	033-04530	140
BF30PCX-kit	033-05192	142
BF30SS-kit	033-00870	148
BF30SSCX-kit	033-04550	140
BF30SSCX-kit	033-05193	142
CR1	983-00320	161
JK2800	033-04259	144
JK2845	033-04263	144
N200SS7	031-01630	111
SF3045P-kit	033-00864	151
SF3045SS-kit	033-00865	151
SF3345P-kit	033-03404	151
SF3345SS-kit	033-04150	151

<b>FREIGHTLINER</b>		
022-58857-000	033-05176	97
A22-58858-000	033-05176	97
022-58857-001	033-05175	97
A22-58858-001	033-05175	97

<b>FRUEHAUF</b>		
586930	022-00081	80
BCF004678001	022-01004	63
DBA00158300	022-01005	63
DCA-02-42	022-00007	62
DCD-0292-1	023-00021	89
DCE-8681-1	023-00557	63
DCF-00451	023-00938	64
DCF-3980-1	023-00567	63
DXA-000696 PK1	996-01900	62
DXA-0687	022-00013	62
WCE007812-001	997-98017	75

<b>GINDY</b>		
H04-B01073	022-00039	64

<b>GREAT DANE</b>		
027-14488	022-01009	65
08138	023-00563	66
08206	023-00562	65
15152	022-01007	64
31801018	022-00407	64

cross ref. no.	Fleet #	Page
3190100	997-98027	76
42500813	023-01656	66
43000124	022-01412	65
44573	997-98015	75
45064	022-01084	79
47563	022-01058	65

<b>HANSEN</b>		
10-40	983-00135	160
29-4	022-01022	81
29-4	022-01023	81
No. 8	022-01024	81
No. 9	022-01022	81
No. 9 SS	022-01023	81

<b>HENDERSON</b>		
H-325709	025-10276	25
H-325716	025-10275	25
H-425331	025-10279	25

<b>HOLLAND</b>		
BL-11	012-00546	9
BL-4	012-00545	9
LG0082.01	013-00496	6
LG0082.02	013-00498	6
LG0083.01	013-00436	5
LG0083.02	013-00426	5
LG0083.03	013-00437	5
LG0083.04	013-00427	5
LG0083.05	013-00440	5
LG0083.06	013-00430	5
XA-V-90-0	013-00487	5
XA-N-90-11	013-01978	5

<b>HYUNDAI</b>		
20003977	023-01657	66
TRR7000C-AH	023-01657	66

<b>ITW</b>		
15-CRHD	983-00318	161
45-PF5	982-00260	157
ITW 15-CCP	982-00256	162

<b>JAMES KING</b>		
1580B-kit	031-01072	95
1585B-kit	031-01070	95
1590B-kit	031-01071	95
2008RP	033-04994	145
2008RS	033-04994	145
2008WP	033-04995	145
2008WS	033-04995	145
2800	031-01275	146
2845	031-01276	146
550	022-01205	170

<b>KENTUCKY</b>		
2906	022-00614	66
6616396000	022-01035	67
6616600000	022-01040	67

<b>KINEDYNE</b>		
37025	982-00256	162

<b>KONETA</b>		
203000	031-01636	96
503000	031-01071	95
523000	031-01070	95

cross ref. no.	Fleet #	Page
<b>LIFE-TIME</b>		
SA100B2	031-01072	95
SP100B2	031-01071	95
SS100B2	031-01070	95

<b>MANAC</b>		
353-239	022-01043	67
V3K00002	022-01041	67

<b>M.D. CLINE</b>		
375-10	982-00255	162

<b>MERRIT</b>		
432	054-00200	165
433	054-00201	165
434	054-00202	165
435	054-00203	165
442	054-00220	165
443	054-00221	165
5060-2	031-01636	96

<b>MILLER</b>		
B17-0116C	022-00030	68

<b>MINER (POWER BRACE)</b>		
1089	022-01182	75
H-1060-3	023-00559	68
H-1060-4	023-00559	68
H-1081-3	023-00561	68
H-1081-3Z	023-01502	68
HB-1156-6	023-00664	60
HP-1054-4	997-98017	75
HP-1054-9	997-98020	75
HW-1054-8X	993-00109	75
MN-1064	023-00956	84
MN-4005	023-00967	88
MN-4006	023-00966	87
MN-4011	023-00965	88
MN-4012	023-00961	87
MN-4042	023-00959	86
MN-4043	023-00957	86
MN-4044	023-00958	86
MN-4049	023-00964	88
MN-4090	023-00962	87
MN-4140	023-00973	85
MN-4141	023-00971	86
MN-4142	023-00972	86
MN-4207	023-00960	86
MN-4208	023-00963	87
MN-DL-BU	021-00312	84
MN-DL-NH	021-00313	85
P108530	022-01086	70
P108540	022-01086	70
P108630	022-01081	70
P108835	023-02009	68
P108845	023-02009	68
P108855	023-02009	68
P108940	022-01182	75

<b>MONON</b>		
ED045011	022-01185	69
PC1310	022-00996	68

<b>MORGAN</b>		
004141	022-01052	69
004161	022-01046	69



# Cross Reference - By Manufacturer

Cross Reference

cross ref. no.	Fleet #	Page
<b>NASH</b>		
300001	984-00032	169
300002	984-00030	169
300013	984-00114	170
300014	984-00115	170
300062	984-00065	169
<b>PENZ</b>		
02-10-A	011-00098	9
02-13-A	011-00100	9
03-207-H	013-00426	5
03-207-V	013-00436	5
03-211-H	013-00427	5
03-211-V	013-00437	5
03-215-H	013-00429	5
03-215-V	013-00439	5
03-221-H	013-00430	5
03-221-V	013-00440	5
04-10-26-41	013-01601	7
04-10-42-57	013-01602	7
04-10-56-72	013-01603	7
04-536-X	012-00002	6
04-552-X	012-00003	6
04-40-26-41	013-00991	7
04-40-42-57	013-00992	7
04-40-56-72	013-00993	7
05-300	013-01192	3
05-310	013-00073	3
05-312	013-01604	3
05-319	013-01196	3
05-901	013-00173	3
06-345	013-00198	4
06-405	013-00240	4
06-410	013-00232	4
06-411	013-00244	4
06-421	013-00336	4
07-50	033-00051	147
07-50-1	033-00053	147
10-01	022-01087	171
10-1300S/S	024-03040	83
10-1300Z/P	024-03056	83
10-1900S/S	024-03089	58
55-01-A	982-00050	158
55-02-A	982-00048	158
55-05	982-00047	158
P-1072	024-02508	55
P-1072	024-02595	57
P-1072-SS	024-02510	56
P-1072-SS	024-02597	57
P-1072-W	024-02509	56
P-1072-W	024-02596	57
P-1073	024-02500	56
P-1073	024-02590	57
P-1073-SS	024-02502	56
P-1073-SS	024-02592	57
P-1073-W	024-02501	56
P-1073-W	024-02591	57
P-1076	024-02508	56
P-1076	024-02595	57
P-1076-SS	024-02510	56
P-1076-SS	024-02597	57
P-1076-W	024-02509	56
P-1076-W	024-02596	57
P-1077	024-02500	56

cross ref. no.	Fleet #	Page
<b>P-1077</b>		
P-1077-SS	024-02502	56
P-1077-SS	024-02592	57
P-1077-W	024-02501	56
P-1077-W	024-02591	57
P-2005	021-00050	82
<b>PHOENIX</b>		
2105	031-01635	96
<b>PINES</b>		
AE54111	022-00995	69
REB-0395	022-00995	69
<b>POLAR</b>		
1809-004-B	022-00824	62
20	024-03000	59
2008R	022-00605	77
2012	022-00612	79
48	021-00043	82
N1809-003B	022-00551	78
N1809-004B	022-00825	78
<b>POWER BRACE - SEE MINER</b>		
<b>PROTECH</b>		
30-7391S	031-01630	111
<b>STOUGHTON</b>		
04-08316-000-00	022-01008	70
04-86386-001-00	022-01081	70
H-1085	022-01086	70
H-1086	022-01081	70
<b>STRICK</b>		
6A-22679	021-00006	70
6A-23557	021-00010	71
AA33C01060100	022-00490	71
AA35F00010100	021-00006	70
AA35F00020100	021-00010	71
AA35F00040100	021-00025	71
AA35F00100100	022-01003	71
AA35F00230100	022-01013	72
<b>TIMPTE</b>		
5897-2	022-00030	68
<b>TITE-SEAL</b>		
TS158CK	022-01190	170
<b>TODCO</b>		
2436	993-00004	27
39504-1	025-60502	166
39504-2	025-60503	166
41034-1	028-00190	39
41034-1	028-01101	39
41034-1	028-01114	39
41034-2	028-00290	39
41034-2	028-00101	39
41034-2	028-00114	39
41042	028-30051	40
41042	028-30061	40
41043	028-30050	40
41043	028-30060	40
49014-1	028-00190	39
49014-1	028-01101	39
49014-1	028-01114	39
49014-2	028-00290	39

cross ref. no.	Fleet #	Page
49014-2	028-00101	39
49014-2	028-00114	39
49702-1	028-30050	40
49702-1	028-30060	40
49702-2	028-30051	40
49702-2	028-30061	40
51036-1	027-20401	46
51036-2	027-20400	46
51037	027-20000	44
51038	027-20500	46
51041	027-20200	45
51041	027-20207	45
51042	027-20100	44
51043	027-20201	45
51043	027-20208	45
51044	025-01436	54
59003	025-01442	55
59003	025-01444	55
59003	025-01446	55
59003	025-01448	55
59003	025-01450	55
59003	025-01452	55
59004	025-01438	54
59004	025-01440	54
59033-1	027-20301	45
59033-2	027-20300	45
59123	025-10001	23
59123	025E10001	23
59126	025-10050	23
59129-1	027-20301	45
59129-2	027-20300	45
59158	027-20200	45
59158	027-20207	45
59174	027-24200	44
59290	027-20000	44
61026	994-00002	37
61174	025-10100	26
61174	025-10100-50	26
61191	026-40007	49
61191	026-40018	49
61191	026-40019	49
61196	025-10050	23
61204	025-10300	37
61223	025-10601	30
61229	025-10602	30
61352	025-10250	27
61401	025-10311	30
61401	025-10330	30
61424	025-10101	26
61424	025-10101-50	26
69020	025-10600	30
69035	025-10001	23
69035	025E10001	23
69131	025-60100	38
69162	025-10100	26
69162	025-10100-50	26
69249	025-10250	27
69341	025-60000	38
69431	025-10202	27
69432	025-10201	27
69433	025-10200	27
69570	025-10500	35
69571	025-10501	35





# Cross Reference - By Manufacturer

cross ref. no.	Fleet #	Page
69572	025-10502	35
69718	026-40200	50
69790	026-40202	50
69832	025-10331	31
69832	025-10432	31
69840	026-40410	51
69922	026-40500	52
69964-1	025-10261	27
69964-2	025-10260	27
70001	026-40204	50
70001	026-40210	50
70093	025-60050	38
70105	026-40600	51
70159	025E10051	24
70160	025E10004	24
70161	025E10003	24 & 29
70162	025E10002	24
70224	025-10102	26
70224	025-10102-50	26
70225	025-10101	26
70225	025-10101-50	26
70311	025E10324	23
80015-1610	991-00400-100	37
80015-1610	991-00401-100	37
80020	993-00240-100	26
80105-416	991-00085	37
80302	993-00004	27
80322-225	993-00721	37
80352	992-01100	24
80352	992-00701	24
80352-420	992-00001-200	37
80352-518	992-00005	32
80401-316	994-00105	37
80701-2	027-20530	46
80840	026-40001	49
80844	025-10420	30
89049	991-00126	27
89204	026-40010	49
89210-0032	995-00111-400	31 & 37
89210-0036	995-00112-400	31 & 37
89210-0040	995-00113-400	31 & 37
89217-0032	995-00114	31
89217-0036	995-00115	31
89217-0040	995-00116	31
99610-1	029C90100	15
99610-2	029-90100	15
99611-1	029C09090	15
99611-2	029-09090	15
99835-1	029C98090	15
99835-2	029-98090	15
99836-1	029C98100	15
99836-2	029-98100	15
99837-1	029C98105	15
99837-2	029-98105	15
99838-1	029C98112	15
99838-2	029-98112	15
99861-1	029C90105	15
99861-2	029-90105	15
<b>TRAILMOBILE</b>		
515-10-61A	023-00008	72
515-10-65	022-00966	72
515-10-73A	023-00940	73

cross ref. no.	Fleet #	Page
515-10-78-1	022-01036	72
515-12-13	997-98016	76
<b>TRUCK LITE</b>		
97960	022-01175	171
<b>UTILITY</b>		
1-4950-004	023-00943	73
3-1250-25	022-01085	79
3-4100-0022	022-01184	73
3410019	022-01056	73
3-6101-071	997-98019	76
3-6101-08	997-98019	76
<b>VANCO</b>		
20038	022-01055	74
<b>VANGUARD</b>		
BSH-0001	022-01404	74
RFP00127	022-01407	74
<b>WABASH</b>		
21100291	022-00975	74
21101272	022-01047	74
WAB06301527	022-01182	75
WAB06302245	022-01182	75
WAB06300291	022-00975	74
WAB06301272	022-01047	74
<b>WALLACE FORGE</b>		
WF5572	982-00268	157
WF55801	982-00260	157
WF601	982-00244	157
<b>WHITING</b>		
10-1004-2	994-00002	37
10-1009-5	994-00105	37
10-1022-1	992-01100	24,29 & 37
10-1022-1	992-01100-200	37
10-1022-1	992-00701	24 & 37
10-1022-6	992-00701	29 & 37
10-1025-4	027-20530	46
10-1033-2	992-00005	32
10-1046-1	993-00721	37
10-1063-1	992-01101	28
10-1073-2	991-00126	27
1021	025E10270	29
1092	025-60100	38
1-1	025-01447	55
1-1	025-01449	55
11-2	028-32072	42
11-2	028-32082	42
11-3	028-32071	42
11-3	028-32081	42
1207	025E10004	24
1208	025E10003	24 & 29
1208-1	025-10286	24 & 29
1209	025E10002	24
1209-1ASM	025-10009	4
1336-1	025-10231	28
1336-2	025-10230	28
1336-7	025-10241	28
1336-8	025-10240	28
1370	025E10271	29
1371A	025E90041	29

cross ref. no.	Fleet #	Page
1-4	025-01451	55
1-4	025-01545	55
15	025E10051	24
15-1	025-10052	24
1676	026-40027	52
1-7	025-01427	54
1-7	025-01429	54
1715	025-10311	30
1715	025-10330	30
1-8	025-01435	54
1-8	025-01437	54
1801	026-40026	52
1920	025E10232	28
1920-1	025-10233	28
2032	025E10272	29
2275-1	028-02290	42
2275-1	028-02201	42
2275-1	028-02214	42
2275-2	028-02090	42
2275-2	028-02101	42
2275-2	028-02114	42
2370	991-00609	28
2471	027-20126	47
2471	027-20127	47
2518	027-20202	48
2523	027-20308	48
2524	027-20307	48
2525	027-20305	48
2526	027-20306	48
2528	027-20003	47
2528	027-20004	47
2547	027-20303	48
2548	027-20304	48
2701	027-20100	44
2766	025-10578	36
2804	025-60052	38
2806	027-20115	47
2807	027-20114	47
2996	025-10102	26
2996	025-10102-50	26
3100	027-20000	44
3228	025-10101	26
3228	025-10101-50	26
3257	026-40001	49
4003	025-10250	27
4004	025-10300	37
4007	025-10001	23
4007	025E10001	23
4012	025-10050	23
4013	027-20301	45
4014	027-20300	45
4019	026-40410	51
4020-1	025-01426	54
4020-1	025-01430	54
4020-1	025-01434	54
4020-1	025-01438	54
4020-1	025-01442	55
4020-1	025-01446	55
4021	025-60050	38
4024	025-60000	38
4025	027-20201	45
4025	027-20208	45
4026	025-10100	26

CR

Cross Reference



## Cross Reference - By Manufacturer

<i>cross ref. no.</i>	<i>Fleet #</i>	<i>Page</i>	<i>cross ref. no.</i>	<i>Fleet #</i>	<i>Page</i>	<i>cross ref. no.</i>	<i>Fleet #</i>	<i>Page</i>
4026	025-10100-50	26						
4027	025-10100	26						
4027	025-10100-50	26						
4028	027-20400	46						
4029	027-20401	46						
4032	026-40204	50						
4032	026-40210	50						
4033	027-20500	46						
4034	026-40018	49						
4034	026-40019	49						
4034	026-40007	49						
4038	025-10202	27						
4039	025-10200	27						
4040	025-10331	31						
4040	025-10432	31						
4045	028-00290	39						
4045	028-00101	39						
4045	028-00114	39						
4046	028-00190	39						
4046	028-01101	39						
4046	028-01114	39						
4050	027-20200	45						
4050	027-20207	45						
4051	025-10201	27						
4052	028-30051	40						
4052	028-30061	40						
4053	028-30050	40						
4053	028-30060	40						
4110	025-10601	30						
4114	025-10261	27						
4115	025-10260	27						
4126	025-10602	30						
4132	025-10600	30						
4140	025-10420	30						
5600	025-60563	29						
5726	025-90040	29						
5735	026-40040	53						
5803	025-10301	37						
6	993-00240-100	26,37						
6944	025E10220	28						
6944	025-10305	28						
6944-1	025-10225	28						
70	025-10551	36						
70-5	991-00506-50	32, 37						
7470	026-40402	51						
75-10	025-10530	36						
77	025-10577	36						
80841T	995-00111-400	31, 37						
80842T	995-00112-400	31, 37						
8280	026-40037	53						
General Purpose	029-09090	15						
General Purpose	029-90100	15						
General Purpose	029-90105	15						
General Purpose	029-90112	15						
General Purpose	029-98090	15						
General Purpose	029-98100	15						
General Purpose	029-98105	15						
General Purpose	029-98112	15						
T112-1	025-01052	55						
T112-1	025-01053	55						
T112-2	025-01056	55						
T112-2	025-01057	55						
T112-3	025-01058	55						
T112-3	025-01059	55						



# Numerical Product Listing and Corresponding Catalog Page

<i>part no.</i>	<i>page no.</i>	<i>part no.</i>	<i>page no.</i>	<i>part no.</i>	<i>page no.</i>	<i>part no.</i>	<i>page no.</i>
011-00098	9	013-01655	7	022-00889	62	023-00557	63
011-00100	9	013-01656	7	022-00966	72	023-00559	68
011-00104	9	013-01978	5	022-00975	74	023-00561	68
011-00136	4	021-00006	70	022-00989	81	023-00562	65
012-00001	6	021-00010	71	022-00990	81	023-00563	66
012-00002	6	021-00025	71	022-00991	81	023-00567	63
012-00003	6	021-00043	82	022-00992	81	023-00583	60
012-00004	6	021-00050	82	022-00993	81	023-00585	60
012-00005	6	021-00051	82	022-00995	69	023-00586	60
012-00006	6	021-00053	82	022-00996	68	023-00639	60
012-00008	6	021-00098	58	022-01003	71	023-00641	60
012-00009	6	021-00099	58	022-01004	63	023-00642	60
012-00011	6	021-00181	77	022-01005	63	023-00645	60
012-00352	8	021-00184	90	022-01007	64	023-00652	60
012-00353	8	021-00207	90	022-01008	70	023-00659	60
012-00354	8	021-00217	90	022-01009	65	023-00660	60
012-00355	8	021-00256	90	022-01013	72	023-00662	60
012-00356	8	021-00308	60	022-01020	81	023-00664	60
012-00357	8	021-00309	58	022-01021	81	023-00669	60
012-00358	8	021-00312	84	022-01022	81	023-00674	60
012-00359	8	021-00313	85	022-01023	81	023-00675	60
012-00360	8	021-00371	81	022-01024	81	023-00678	60
012-00418	8	021-00372	81	022-01035	67	023-00938	64
012-00476	8	021-00373	81	022-01036	72	023-00940	73
012-00545	9	021-00374	81	022-01040	67	023-00943	73
012-00546	9	021-00376	76	022-01041	67	023-00956	84
012-00914	6	022-00007	62	022-01043	67	023-00957	86
012-00915	6	022-00013	62	022-01046	69	023-00958	86
012-00981	9	022-00030	68	022-01047	74	023-00959	86
013-00073	3	022-00039	64	022-01052	69	023-00960	86
013-00173	3	022-00070	80	022-01055	74	023-00961	87
013-00198	4	022-00081	80 & 81	022-01056	73	023-00962	87
013-00232	4	022-00391	61	022-01058	65	023-00963	87
013-00240	4	022-00392	61	022-01076	81	023-00964	88
013-00244	4	022-00393	61	022-01077	81	023-00965	88
013-00336	4	022-00407	64	022-01078	81	023-00966	87
013-00426	5	022-00453	60	022-01079	81	023-00967	88
013-00427	5	022-00454	60	022-01081	70	023-00968	84 & 85
013-00429	5	022-00455	60	022-01084	79	023-00971	86
013-00430	5	022-00456	60	022-01085	79	023-00972	86
013-00436	5	022-00457	60	022-01086	70	023-00973	85
013-00437	5	022-00458	60	022-01087	171	023-00975	89
013-00439	5	022-00459	60	022-01089	171	023-01502	68
013-00440	5	022-00460	60	022-01090	67	023-01569	60
013-00487	5	022-00461	60	022-01091	67	023-01656	66
013-00496	6	022-00462	60	022-01092	67	023-01657	66
013-00498	6	022-00463	60	022-01093	67	023-02009	68
013-00500	6	022-00487	80	022-01175	171	024-02257	58
013-00501	6	022-00490	71	022-01180	171	024-02261	58
013-00991	7	022-00521	81	022-01182	75	024-02268	58
013-00992	7	022-00522	81	022-01184	73	024-02500	56
013-00993	7	022-00545	78	022-01185	69	024-02501	56
013-00996	7	022-00551	78	022-01190	170	024-02502	56
013-00997	7	022-00577	80	022-01195	170	024-02508	56
013-01094	8	022-00587	77	022-01205	171	024-02509	56
013-01095	8	022-00605	77	022-01300	83	024-02510	56
013-01096	8	022-00612	79	022-01301	83	024-02590	57
013-01097	8	022-00614	66	022-01303	83	024-02591	57
013-01098	8	022-00626	79	022-01305	83	024-02592	57
013-01099	8	022-00627	79	022-01306	83	024-02595	57
013-01100	8	022-00628	81	022-01404	74	024-02596	57
013-01101	8	022-00629	79	022-01407	74	024-02597	57
013-01102	8	022-00631	77	022-01409	88	024-03000	59
013-01192	3	022-00633	77	022-01412	65	024-03001	59
013-01196	3	022-00808	78	023-00008	72	024-03005	59
013-01601	7	022-00824	62	023-00021	89	024-03006	59
013-01602	7	022-00825	78	023-00024	82	024-03040	83
013-01603	7	022-00830	78	023-00491	89	024-03056	83
013-01604	3	022-00888	61	023-00497	58	024-03059	58

**Numerical Product Listing and Corresponding Catalog Page**

<i>part no.</i>	<i>page no.</i>	<i>part no.</i>	<i>page no.</i>	<i>part no.</i>	<i>page no.</i>	<i>part no.</i>	<i>page no.</i>
024-03060	58	025-10011	25	025-60200	32	026-40037	53
024-03089	58	025-10050	23	025-60206	32	026-40039	53
025-01028	54	025-10052	24	025-60407	43	026-40040	53
025-01029	54	025-10100	26	025-60409	43	026-40045	53
025-01030	54	025-10100-50	26	025-60410	43	026-40100	49
025-01031	54	025-10101	26	025-60411	43	026-40200	50
025-01034	55	025-10101-50	26	025-60412	43	026-40202	50 & 51
025-01035	55	025-10102	26	025-60502	166	026-40204	50
025-01036	54	025-10102-50	26	025-60503	166	026-40206	51
025-01037	54	025-10103	29	025-60652	29	026-40208	51
025-01038	55	025-10104	26	025-90040	29	026-40210	50
025-01039	55	025-10105	26	025-90042	26	026-40400	52
025-01052	55	025-10106	26	025E10001	23	026-40402	52
025-01053	55	025-10113	26	025E10002	24	026-40410	51
025-01055	55	025-10200	27	025E10003	24 & 29	026-40500	53
025-01056	55	025-10201	27	025E10004	24	026-40600	51
025-01057	55	025-10202	27	025E10005	24	026-40601	51
025-01058	55	025-10225	28	025E10050	23	026-40602	51
025-01059	55	025-10230	28	025E10051	24	026-40702	53
025-01064	54	025-10231	28	025E10071	24	026-94221	21
025-01065	54	025-10233	28	025E10200	27	026-94222	21
025-01066	54	025-10240	28	025E10201	27	026-94223	21
025-01067	54	025-10241	28	025E10202	27	026-94225	21
025-01068	55	025-10250	27	025E10220	28	026-942255	21
025-01069	55	025-10260	27	025E10232	28	026-94321	21
025-01070	55	025-10261	27	025E10250	27	026-94322	21
025-01074	55	025-10275	25	025E10260	27	026-94323	21
025-01075	55	025-10276	25	025E10261	27	026-94325	21
025-01076	54	025-10278	25	025E10270	29	026-943255	21
025-01078	54	025-10279	25	025E10271	29	026-94521	22
025-01081	54	025-10284	29	025E10272	29	026-945215	22
025-01088	54	025-10285	29	025E10300	37	026-94522	22
025-01098	54	025-10286	24 & 29	025E10311	30	026-94523	22
025-01100	54	025-10287	29	025E10320	23	026-94525	22
025-01102	55	025-10288	28	025E10324	23	026-945255	22
025-01119	55	025-10289	28	025E10402	30	026-94621	22
025-01123	55	025-10300	37	025E10403	30	026-94622	22
025-01126	55	025-10301	37	025E10432	31	026-94623	22
025-01426	54	025-10305	28	025E10501	35	026-94625	22
025-01427	54	025-10311	30	025E10502	35	026-946255	22
025-01428	54	025-10330	30	025E90041	29	027-20000	44
025-01429	54	025-10331	30	026-14221	20	027-20001	44
025-01430	54	025-10334	31	026-14222	20	027-20003	47
025-01431	54	025-10335	30	026-14223	20	027-20004	47
025-01432	54	025-10403	30	026-14225	20	027-20010	47
025-01433	54	025-10420	30	026-142255	20	027-20100	44
025-01434	54	025-10421	30	026-14321	20	027-20101	44
025-01435	54	025-10430	31	026-14322	20	027-20102	44
025-01436	54	025-10432	31	026-14323	20	027-20112	47
025-01437	54	025-10500	35	026-14325	20	027-20113	47
025-01438	54	025-10501	35	026-143255	20	027-20114	47
025-01439	54	025-10502	35	026-14521	22	027-20115	47
025-01440	54	025-10525	35	026-14522	22	027-20126	47
025-01441	54	025-10530	36	026-14523	22	027-20127	47
025-01442	55	025-10551	36	026-14525	22	027-20200	45
025-01443	55	025-10577	36	026-145255	22	027-20201	45
025-01444	55	025-10578	36	026-14621	22	027-20202	48
025-01445	55	025-10600	30	026-14622	22	027-20207	45
025-01446	55	025-10601	30	026-14623	22	027-20208	45
025-01447	55	025-10602	30	026-14625	22	027-20300	45
025-01448	55	025-11112	24	026-146255	22	027-20301	45
025-01449	55	025-11104	24	026-40001	49	027-20303	48
025-01450	55	025-40300	50	026-40007	49	027-20304	48
025-01451	55	025-60000	38	026-40010	49	027-20305	48
025-01452	55	025-60006	32	026-40018	49	027-20306	48
025-01545	55	025-60007	24	026-40019	49	027-20307	48
025-01575	55	025-60050	38	026-40026	52	027-20308	48
025-10001	23	025-60052	38	026-40027	52	027-20400	46
025-10009	24	025-60100	38	026-40029	52	027-20401	46

**Numerical Product Listing and Corresponding Catalog Page**

<i>part no.</i>	<i>page no.</i>	<i>part no.</i>	<i>page no.</i>	<i>part no.</i>	<i>page no.</i>	<i>part no.</i>	<i>page no.</i>
027-20500	46	029-98212	17	031-00146	134	031-00654-116	127
027-20530	46	029-98290	17	031-00147	133	031-00654-117	127
027-24100	44	029-09090	15	031-00149	133	031-00655-	128
027-24101	44	029-90100	15	031-00150	136	031-00655-33	127
027-24200	44	029-90105	15	031-00153	134	031-00655-34	127
027-24201	44	029-90112	15	031-00155	135	031-00656-	128
027-24202	44	029-98090	15	031-00157	133	031-00656-9	127
027-24300	44	029-98100	15	031-00159	136	031-00657-	128
027-24301	44	029-98105	15	031-00160	136	031-00657-34	127
027-24400	47	029-98107	15	031-00170	130	031-00658-	128
027-24401	47	029-98112	15	031-00199	100	031-00658-14	127
027-24402	47	029-08090	17	031-00200	93, 94, 95, 96 & 97	031-00677	128
027-24403	47	029-08100	17			031-00678	128
027-24416	47	029-08105	17	031-00203	111	031-00679	128
027-24417	47	029-08112	17	031-00233	100	031-00680	128
027-80090	39	029-98200	17	031-00234	100	031-00681	128
027-80100	39	029-98205	17	031-00235	100	031-00682	128
027-80114	39	029-98207	17	031-00242	98	031-00695-	128
027-81090	39	029-98212	17	031-00243	98	031-00696-	128
027-81100	39	029-98290	17	031-00245	98	031-00697-	128
027-81114	39	029C09090	15	031-00246	98	031-00698-	128
027-82096	41	029C90100	15	031-00247	98	031-00699-	128
027-82106	41	029C90105	15	031-00250	98	031-00700-	128
027-82114	41	029C90112	15	031-00252	98	031-00716	131
028-00101	39	029C98090	15	031-00256	98	031-00717	131
028-00114	39	029C98100	15	031-00258	98	031-00718	131
028-00190	39	029C98105	15	031-00260	98	031-00719	131
028-00290	39	029C98107	15	031-00261	98	031-00720	131
028-01101	39	029C98112	15	031-00262-	99	031-00721	131
028-01114	39	031-00043	113	031-00263-	99	031-00747	94
028-02090	42	031-00049	135	031-00264	98	031-00782	111
028-02101	42	031-00050	133	031-00295	111	031-00784	111
028-02114	42	031-00051	111	031-00301	98	031-00786	111
028-02201	42	031-00056	152	031-00302	98	031-00823	118
028-02214	42	031-00061	113	031-00304	98	031-00828	117
028-02290	42	031-00062	113	031-00305	98	031-00844	109
028-03090	39	031-00063	113	031-00306	98	031-00845	110
028-03101	39	031-00064	113	031-00309	98	031-00846	110
028-03114	39	031-00089	133	031-00311	98	031-00858	115
028-03190	39	031-00095	111	031-00315	98	031-00870	116
028-03201	39	031-00096	108	031-00317	98	031-00883	116
028-03214	39	031-00097	108	031-00319	98	031-00886	116
028-30012	40	031-00098	145	031-00320	98	031-00891	137
028-30014	40	031-00099	133	031-00321-	99	031-00892	137
028-30015	40	031-00101	132	031-00322-	99	031-00893	137
028-30017	40	031-00102	132	031-00323	98	031-00894	137
028-30050	40	031-00103	133	031-00400	93	031-00896	137
028-30051	40	031-00104	134	031-00402	93	031-00897	137
028-30060	40	031-00105	135	031-00404	93	031-00899	137
028-30061	40	031-00106	136	031-00406	93	031-00921	94
028-30070	41	031-00108	132	031-00414	99	031-00923	94
028-30071	41	031-00110	134	031-00415	99	031-00924	94
028-30080	41	031-00111	132	031-00419	94	031-00929	117
028-30081	41	031-00112	132	031-00541	109	031-00931	98
028-32071	42	031-00113	133	031-00542	110	031-00932	98
028-32072	42	031-00114	134	031-00550	109	031-00961	98
028-32081	42	031-00115	135	031-00551	110	031-00962	98
028-32082	42	031-00116	136	031-00553	135	031-00963	98
028-32083	41	031-00120	134	031-00575	109	031-00964	98
028-32084	41	031-00123	132	031-00635	128	031-00980	98
028-32085	42	031-00125	132	031-00636	128	031-00981	98
028-32086	42	031-00129	133	031-00637	128	031-00999	145
029-08090	17	031-00130	132	031-00638	128	031-01070	95
029-08100	17	031-00133	134	031-00639	128	031-01071	95
029-08105	17	031-00135	135	031-00640	128	031-01072	95
029-08112	17	031-00136	134	031-00653-	128	031-01074	97
029-98200	17	031-00139	136	031-00653-20	127	031-01092	97
029-98205	17	031-00143	132	031-00653-21	127	031-01112	124
029-98207	17	031-00145	132	031-00654-	128	031-01200	154

**Numerical Product Listing and Corresponding Catalog Page**

<i>part no.</i>	<i>page no.</i>	<i>part no.</i>	<i>page no.</i>	<i>part no.</i>	<i>page no.</i>	<i>part no.</i>	<i>page no.</i>
031-01201	116	031-01537	124	033-00214	97	033-05017	139
031-01208	108	031-01539	122	033-00215	97	033-05040	144
031-01209	108	031-01540	122	033-00216	97	033-05041	144
031-01211	126	031-01541	122	033-00217	97	033-05042	144
031-01219	99 & 107	031-01548	122	033-00218	96	033-05043	144
031-01220	99	031-01583	103 & 117	033-00219	96	033-05110	153
031-01225	126	031-01584	130	033-00257	148	033-05111	153
031-01226	106	031-01585	103 & 117	033-00270	148	033-05112	153
031-01227	106	031-01586	99 & 107	033-00271	148	033-05125	153
031-01228	106	031-01587	99	033-00272	148	033-05126	153
031-01229	106	031-01588	152	033-00277	148	033-05127	153
031-01230	106	031-01589	136	033-00297	130	033-05173	96
031-01234	107	031-01630	111	033-00319	130	033-05174	96
031-01235	107	031-01635	96	033-00374	152	033-05175	97
031-01236	107	031-01636	96	033-00405	98	033-05176	97
031-01237	107	031-01637	97	033-00410	98	033-05185	94
031-01238	107	031-01639	119	033-00411	98	033-05186	94
031-01239	107	031-01640	119	033-00412	98	033-05190	142
031-01240	107	031-01641	119	033-00417	98	033-05191	142
031-01241	107	031-01642	119	033-00420	98	033-05192	142
031-01250	116	031-01645	104	033-00422	98	033-05193	142
031-01251	116	031-01653	125	033-00426	98	033-05194	143
031-01252	116	031-01655	125	033-00430	98	033-05195	143
031-01253	110	031-01660	120	033-00432	98	033-05196	143
031-01254	110	031-01661	120	033-00434-	99	033-05197	143
031-01255	110	031-01662	120	033-00435-	99	033-08001	127
031-01256	110	031-01663	120	033-00436	98	033-08002	127
031-01257	109	031-01664	120	033-00441	98	033-08004	127
031-01258	109	031-01700	115	033-00849	93	033-08007	127
031-01263	146	031-01701	115	033-00850	93	033-08009	127
031-01264	146	031-01702	115	033-00853	93	033-08011	127
031-01265	147	031-01703	115	033-00854	93	034-00255	172
031-01266	147	031-AC001	129	033-00855	93	034-00416	152
031-01267	147	031-AC002	129	033-00856	93	034-00426	132 & 133
031-01268	147	031-AC003	129	033-00864	151	034-00427	133
031-01269	126 & 151	031-AC262	99	033-00865	151	034-00428	133
031-01271	147	032-00194	100	033-00868	148	034-00429	132
031-01272	147	032-00199	100	033-00870	148	034-00430	132
031-01273	147	032-00203	100	033-02254	125	034-00433	135
031-01274	147	032-00223	93, 95, 96 & 97	033-03404	151	034-00434	136
031-01275	146	032-00224	93, 94, 95 96, 97 & 111	033-04139	118 & 121	034-00435	136
031-01276	146	032-00253	116	033-04150	151	034-00436	134
031-01277	93, 97 & 126	032-00285	93	033-04234	98	034-00437	134
031-01278	95, 96, 97 & 126	032-00337	131	033-04235	98	034-00443	112
031-01281	126	032-00338	131	033-04243	98	034-00445	112
031-01282	123	032-00340	131	033-04259	144	034-00446	112
031-01283	123	032-00341	131	033-04263	144	034-00449	112
031-01284	123	032-00342	131	033-04269	103 & 117	034-00451	112
031-01285	123	032-00355	111	033-04530	140	034-00452	112
031-01293	125	032-00356	111	033-04542	141	034-00455	112
031-01298	154	032-00357	111	033-04546	141	034-00457	112
031-01299	123	032-00426	111	033-04550	140	034-00458	112
031-01500	139 & 145	033-00011	98	033-04555	140	034-00461	113
031-01502	126 & 139	033-00051	147	033-04567	140	034-00463	113
031-01503	139	033-00053	147	033-04647	141	034-00464	113
031-01507	139	033-00075	153	033-04648	141	034-00628	132
031-01515	145	033-00076	153	033-04675	144	034-00629	132
031-01520	114	033-00078	153	033-04682	145	034-00636	132
031-01521	114	033-00079	153	033-04683	145	034-00637	132
031-01522	114	033-00088	113	033-04684	145	034-00642	133
031-01523	114	033-00089	113	033-04685	145	034-00643	133
031-01524	114	033-00208	95	033-04730	99 & 107	034-00644	133
031-01525	114	033-00209	95	033-04731	152	034-00645	133
031-01526	114	033-00210	95	033-04755	124	034-00650	136
031-01527	114	033-00211	95	033-04992	139	034-00651	136
031-01528	114	033-00212	95	033-04993	139	034-00660	134
031-01529	114	033-00213	95	033-04994	145	034-00661	134
031-01536	118			033-04995	145	034-00668	134
				033-05016	139	034-00669	134



# Numerical Product Listing and Corresponding Catalog Page

<i>part no.</i>	<i>page no.</i>	<i>part no.</i>	<i>page no.</i>	<i>part no.</i>	<i>page no.</i>	<i>part no.</i>	<i>page no.</i>
034-00672	134	034-01525	114	064-00008	163	991-00631-50	37
034-00673	134	034-01526	114	064-00018	163	991-00632	37
034-00676	132	034-01527	114	064-00019	163	991-00700-100	37
034-00677	132	034-01528	114	981-00055	169	992-00001	25
034-00679	132	034-01529	114	981-00159	169	992-00001-200	37
034-00682	133	034-01545	110	981-00166	169	992-00005	32 & 48
034-00683	133	034-01546	110	982-00012	156	992-00701	24, 29 & 37
034-00685	135	034-01600	116	982-00013	156	992-01100	24 & 29
034-00688	136	034-01602	116	982-00014	156	992-01100-200	37
034-00689	136	034-01658	109	982-00015	156	992-01101	28
034-00731	93	034-01659	109	982-00016	156	993-00004	27
034-00732	93	034-01660	116	982-00046	158	993-00109	75
034-00866	109	034-01661	116	982-00047	158	993-00240-100	26 & 37
034-00867	110	034-01662	110	982-00048	158	993-00703	48
034-00877	135	034-01663	110	982-00049	158	993-00721	25 & 37
034-00878	135	034-02130	122	982-00050	158	994-00002	37
034-01312	101	034-02131	122	982-00212	158	994-00105	37
034-01313	101	034-02132	122	982-00214	159	994-00106	37
034-01314	101	034-02139	122	982-00216	159	994-00500	32
034-01315	101	034-02184	111	982-00220	159	995-00111-400	31 & 37
034-01316	101	034-02190	119	982-00221	160	995-00112-400	31 & 37
034-01317	101	034-02191	119	982-00222	160	995-00113-400	31 & 37
034-01318	101	034-02192	119	982-00239	158	995-00114	31
034-01319	101	034-02193	119	982-00240	159	995-00115	31
034-01320	101	034-02194	119	982-00242	159	995-00116	31
034-01321	101	034-02195	119	982-00243	159 & 160	995-00401	32
034-01322	101	034-02196	119	982-00244	157	996-01900	62
034-01323	101	034-02197	119	982-00254	162	997-70170	121
034-01324	102	034-02220	103	982-00255	162	997-70174	131
034-01325	102	034-02240	103	982-00256	162	997-75000	144
034-01326	102	034-02241	103	982-00257	157	997-75003	144
034-01327	102	034-02212	104	982-00260	157	997-75004	144
034-01352	101	034-02213	104	982-00268	157	997-75005	144
034-01353	101	034-02221	103	982-00270	158	997-98015	75
034-01354	101	034-02290	155	982-00271	159	997-98016	76
034-01355	101	034-02300	155	982-00272	159	997-98017	75
034-01356	102	034-02394	161	982-00273	159	997-98019	76
034-01357	102	034-02464	115	982-00274	160	997-98020	75
034-01358	102	034-02465	115	982-00275	160	997-98022	75
034-01359	102	034-02466	115	982-00302	162	997-98027	76
034-01362	101	034-02467	115	982-00303	158	LIT-01048	172-173
034-01363	101	042-00001	156	982-00304	158	LIT-01049	172-173
034-01364	101	042-00002	156	982-00317	163	LIT-01050	172-173
034-01365	101	042-00007	156	982-00318	163	LIT-01051	172-173
034-01366	101	042-00008	156	982-00319	163	LIT-03058	172-173
034-01367	101	042-00009	156	982-00320	163	LIT-04062	172-173
034-01368	101	042-01547	156	982-00500-24	22	LIT-04063	172-173
034-01369	101	051-00046	164	982-00501-24	22	LIT-07005	172-173
034-01453	102	051-00077	165	982-00502-24	22	LIT-08006	172-173
034-01454	102	051-00078	165	983-00135	160	LIT-09001	172-173
034-01455	102	054-00030	166	983-00242	160	LIT-12015	172-173
034-01456	102	054-00031	166	983-00318	161	LIT-20037	172-173
034-01472	102	054-00032	166	983-00320	161	LIT-97004	172-173
034-01473	102	054-00033	166	984-00030	169	LIT-98015	172-173
034-01474	102	054-00041	164	984-00032	169	LIT-98015CD	172-173
034-01475	102	054-00042	164	984-00035	169	LIT-98021	172-173
034-01493	102	054-00043	164	984-00065	169		
034-01494	102	054-00044	164	984-00066	170		
034-01495	102	054-00047	164	984-00071	169		
034-01496	102	054-00048	164	984-00114	170		
034-01497	102	054-00049	164	984-00115	170		
034-01498	102	054-00050	164	991-00085	37		
034-01499	102	054-00117	164	991-00126	27		
034-01500	102	054-00200	165	991-00400-100	37		
034-01520	114	054-00201	165	991-00401-100	37		
034-01521	114	054-00202	165	991-00402-100	37		
034-01522	114	054-00203	165	991-00506-50	37		
034-01523	114	054-00220	165	991-00609	28		
034-01524	114	054-00221	165	991-00630-50	37		

## **F** Obsoletes/Substitution Numerical Listing

<b>part no.</b>	<b>status</b>	<b>description</b>	<b>substitution</b>
013-00174	obsolete	wheel assembly - W-9-CD	use part no. 013-00173
013-00234	obsolete	economy axle	none
013-00236	obsolete	economy axle kit - 8.50" (pin to pin), .13" thk"	none
013-00238	obsolete	axle kit - 8.50" (pin to pin), .20" thk"	none
013-00330	obsolete	economy axle kit - 15.25" (pin to pin)	none
013-00332	obsolete	axle kit - 15.25" (pin to pin), .20"	none
013-00334	obsolete	axle kit - 15.25" (pin to pin), .20"	none
021-00001	obsolete	hinge nut - zinc plated	none
022-00508	obsolete	hinge assembly, offset - stainless steel	none
022-00560	obsolete	door handle	none
022-00828	obsolete	hinge strap - 9.00" assembly	none
022-00994	obsolete	male tee retainer assembl- 6.00" - stainless steel	none
022-01025	obsolete	T-slot holdback kit 6.00" - stainless steel, regular	none
023-00492	obsolete	handle trailer zinc	use part no. 023-00962
025-10002	obsolete	W-style end hinge (zinc)	none
025-10003	obsolete	cover - 2 stud (zinc)	none
025-10004	obsolete	hinge only (zinc)	none
025-10005	obsolete	W-style end hinge set (zinc), removable pin	none
025-10051	obsolete	low-style center hinge (zinc)	none
025-10071	obsolete	W-style center hinge set (zinc), removable pin	none
025-10211	obsolete	W-style top fixture - base only (zinc)	none
025-10212	obsolete	W-style top fixture - slide only (zinc)	none
025-10220	obsolete	W-style top fixture - hd (zinc)	none
025-10221	obsolete	W-style top fixture - hd base only (zinc)	none
025-10223	obsolete	W-style top fixture - hd slide only (zinc)	none
025-10270	obsolete	cover - 1 stud (zinc)	none
025-10271	obsolete	plate - 1 stud (zinc)	none
025-10272	obsolete	plate - 2 stud (zinc)	none
025-10608	obsolete	safety chain - stainless steel	none
025E10301	obsolete	cable anchor bracket - hd (E-coat)	none
025E10525	obsolete	Adjust-A-Lock® assembly (E-coat)	none
025W10311	obsolete	lift handle - hd (white)	none
025W10577	obsolete	W-style cam lock (white)	none
025W10578	obsolete	W-style cam lock keeper (white)	none
026-40005	obsolete	T-style bottom seal - 84.00"	use part no. 026-40018
026-40030	obsolete	T-style header seal asy - 92.38"	none
029-08200	obsolete	W-style UDI door - 96" x 100"	use part no. 029-98200-028
029-08205	obsolete	W-style UDI door - 96" x 105"	use part no. 029-98205-014
029-08212	obsolete	W-style UDI door - 96" x 112"	use part no. 029-98212-016
029-08290	obsolete	W-style UDI door - 96" x 90"	use part no. 029-98290-037
029-09690	obsolete	T-style UDI door - 96" x 90"	use part no. 029-98090-031
029-96100	obsolete	T-style UDI door - 96" x 100"	use part no. 029-98100-006
029-96105	obsolete	T-style UDI door - 96" x 105"	use part no. 029-98105-021
029-96112	obsolete	T-style UDI door - 96" x 112"	use part no. 029-98112-023
029C08200	obsolete	W-style UDI door kit - 96" x 100"	use part no. 029C98200-008
029C08205	obsolete	W-style UDI door kit - 96" x 105"	use part no. 029C98205-007
029C08212	obsolete	W-style UDI door kit - 96" x 112"	use part no. 029C98212-055
029C08290	obsolete	W-style UDI door kit - 96" x 90"	use part no. 029C98290-009
029C09690	obsolete	T-style UDI door kit - 96" x 90"	use part no. 029C98090-006
029C96100	obsolete	T-style UDI door kit - 96" x 100"	use part no. 029C98100-006
029C96105	obsolete	T-style UDI door kit - 96" x 105"	use part no. 029C98105-009
029C96112	obsolete	T-style UDI door kit - 96" x 112"	use part no. 029C98112-005
031-00090	obsolete	9.00" shortie 3/4" offset bracket set - standard	none
031-00100	obsolete	9.00" shortie offset 3/4" bracket set - corner	none



## **F** Obsoletes/Substitution Numerical Listing

<b>part no.</b>	<b>status</b>	<b>description</b>	<b>substitution</b>
031-00420-	obsolete	"Air Slipper customized quarter fender, packaged set	none
031-00586	obsolete	shortie anti-sail bracket packaged set (galv.)	none
031-00587	obsolete	shortie anti-sail bracket packaged set (black)	none
031-00588	obsolete	shortie anti-sail bracket packaged set (stainless steel)	none
031-00589	obsolete	shortie anti-sail bracket packaged set (galv.)	none
031-00590	obsolete	shortie anti-sail bracket packaged set (black)	none
031-00591	obsolete	shortie anti-sail bracket packaged set (stainless steel)	none
031-01218	obsolete	hardware set - Adjust-A-Mount®	none
031-01501	obsolete	replace by 031-01502 end cap set Hellcat® (red)	use part no. 031-01502
033-04147	obsolete	molded tube hanger kit plastic fender	none
034-00652	obsolete	9.00" shortie 3/4" offset bracket arm - left hand	none
034-00653	obsolete	9.00" shortie 3/4" offset bracket arm - right hand	none
042-00010	obsolete	bow socket 1.334 i.d.	none
991W00506	obsolete	u-bolt, 1-3/4" long (white)	none
994-00400	obsolete	pin, roll 1/4" x 2.50" plain	none



**FLEET ENGINEERS**  
INCORPORATED

Fleet Engineers is located at  
1800 E. Keating Ave.  
Muskegon, MI 49442-6189 U.S.A.  
Phone 1 800 333 7890  
(8:00 a.m.-5:00 p.m. EST)  
Fax 231 777 2720 (24 Hours)



**OS**

Obsoletes/Substitutions

# Conversion Charts

## F Fractions of an Inch with Decimal & Metric Equivalents

<i>fraction</i>	<i>decimal</i>	<i>millimeters</i>
1/64	.0156	.3969
1/32	.0313	.7938
3/64	.0469	1.1906
1/16	.0625	1.5875
5/64	.0781	1.9844
3/32	.0938	2.3813
7/64	.1094	2.7781
1/8	.1250	3.1750
9/64	.1406	3.5719
5/32	.1563	3.9687
11/64	.1719	4.3656
3/16	.1875	4.7625
13/64	.2031	5.1594
7/32	.2188	5.5563
15/64	.2344	5.9531
1/4	.2500	6.3500
17/64	.2656	6.7469
9/32	.2813	7.1438
19/64	.2969	7.5406
5/16	.3125	7.9375
21/64	.3281	8.3344
11/32	.3438	8.7313
23/64	.3594	9.1281
3/8	.3750	9.5250
25/64	.3906	9.9219
13/32	.4063	10.3188
27/64	.4219	10.7156
7/16	.4375	11.1125
29/64	.4531	11.5094
15/32	.4688	11.9063
31/64	.4844	12.3031
1/2	.5000	12.7000
33/64	.5156	13.0969
17/32	.5313	13.4938
35/64	.5469	13.8906
9/16	.5625	14.2875
37/64	.5781	14.6844
19/32	.5938	15.0813
39/64	.6094	15.4781
5/8	.6250	15.8750
41/64	.6406	16.2719
21/32	.6563	16.6688
43/64	.6716	17.0656
11/16	.6875	17.4625
45/64	.7031	17.8594
23/32	.7188	18.2563
47/64	.7344	18.6531
3/4	.7500	19.0500
49/64	.7656	19.4469
25/32	.7813	19.8438
51/64	.7969	20.2406
13/16	.8125	20.6375
53/64	.8281	21.0344
27/32	.8438	21.4313
55/64	.8594	21.8281
7/8	.8750	22.2250
57/64	.8906	22.6219
29/32	.9063	23.0188
59/64	.9219	23.4156
15/16	.9375	23.8125
61/64	.9531	24.2093
31/32	.9688	24.6063
63/64	.9844	25.0031
1	1.0000	25.4000





## F Millimeter to Inch Conversion

<i>mm</i>	<i>inch</i>	<i>mm</i>	<i>inch</i>
1	0.0394	51	2.0079
2	0.0787	52	2.0472
3	0.1181	53	2.0866
4	0.1575	54	2.1260
5	0.1969	55	2.1654
6	0.2362	56	2.2047
7	0.2756	57	2.2441
8	0.3150	58	2.2835
9	0.3543	59	2.3228
10	0.3937	60	2.3622
11	0.4331	61	2.4016
12	0.4724	62	2.4409
13	0.5118	63	2.4803
14	0.5512	64	2.5197
15	0.5906	65	2.5591
16	0.6299	66	2.5984
17	0.6693	67	2.6378
18	0.7087	68	2.6772
19	0.7480	69	2.7165
20	0.7874	70	2.7559
21	0.8268	71	2.7953
22	0.8661	72	2.8346
23	0.9055	73	2.8740
24	0.9449	74	2.9134
25	0.9843	75	2.9528
26	1.0236	76	2.9921
27	1.0630	77	3.0315
28	1.1024	78	3.0709
29	1.1417	79	3.1102
30	1.1811	80	3.1496
31	1.2205	81	3.1890
32	1.2598	82	3.2283
33	1.2992	83	3.2677
34	1.3386	84	3.3071
35	1.3780	85	3.3465
36	1.4173	86	3.3858
37	1.4567	87	3.4252
38	1.4961	88	3.4646
39	1.5354	89	3.5039
40	1.5748	90	3.5433
41	1.6142	91	3.5827
42	1.6535	92	3.6220
43	1.6929	93	3.6614
44	1.7323	94	3.7008
45	1.7717	95	3.7402
46	1.8110	96	3.7795
47	1.8504	97	3.8189
48	1.8898	98	3.8583
49	1.9291	99	3.8976
50	1.9685	100	3.9370

## F Comparison of Gauges (Based on Steel Sheet Equivalent)

<i>gauge no.</i>	<i>U.S. standard</i>	<i>gauge no.</i>	<i>U.S. standard</i>
3	.2391	21	.0329
4	.2242	22	.0299
5	.2092	23	.0269
6	.1943	24	.0239
7	.1793	25	.0209
8	.1644	26	.0179
9	.1495	27	.0164
10	.1345	28	.0149
11	.1196	29	.0135
12	.1046	30	.0120
13	.0897	31	.0105
14	.0747	32	.0097
15	.0673	33	.0090
16	.0598	34	.0082
17	.0538	35	.0075
18	.0478	36	.0067
19	.0418	37	.0064
20	.0359	38	.0060

## F Torque Specification

<i>bolt size-material or grade</i>	 <b>SAE 2</b> Low Carbon Steel	 <b>SAE 5</b> Medium Carbon Steel-Quenched & Tem-	 <b>SAE 8</b> Medium Carbon Alloy Steel-Quenched & Tempered	 <b>Stainless AISI TYPE 303 18-8</b>
1/4-20	6	11	12	5
1/4-28	7	13	15	7
5/16-18	13	21	25	9
5/16-24	14	23	30	10
3/8-16	23	38	50	17
3/8-24	26	40	60	18
7/16-14	37	55	85	25
7/16-20	41	60	95	28
1/2-14	57	85	125	37
1/2-20	64	95	140	40
9/16-12	80	125	175	50
9/16-18	91	140	195	54
5/8-11	111	175	245	75
5/8-18	128	210	270	80
3/4-10	180	300	425	115
3/4-16	200	330	460	125
7/8-9	275	450	660	170
7/8-14	300	490	700	185
1"-8	415	680	990	260
1"-14	435	715	1050	270

## F Torque Units Conversion

<i>To Obtain</i>	<i>Multiply # of</i>	<i>Inch Ounces</i>	<i>Inch Pounds</i>	<i>Foot Pounds</i>	<i>Meter Kilograms</i>	<i>Newton Meters</i>
Inch Ounces		1	16	192	1389	141.6
Inch Pounds		.0625	1	12	86.80	8.851
Foot Pounds		.005208	.08333	1	7.233	.7376
Meter Kilogram		.0007201	.01152	.1383	1	.1020
Newton-Meters		.007061	.1130	1.356	9.806	1

## F Metric Weight Equivalents

**conversion of mass from U.S. to metric**  
pounds x 0.454 = kilograms



*Fleet Engineers' New Injection Molding Plant*

[www.fleetengineers.com](http://www.fleetengineers.com)

**FLEET**  
**ENGINEERS**  
INCORPORATED

1800 E. Keating Ave.  
Muskegon, MI 49442-6189 U.S.A.  
Phone **1 800 333 7890** (8:00 a.m.-5:00 p.m. EST)  
Fax 231 777 2720 (24 Hours)