



**MEDIUM-AND HEAVY-DUTY  
FRONT END PARTS  
FOR TRUCKS/TRACTORS/SCHOOL BUSES**



# **TABLE OF CONTENTS**

**Identification Charts**

**Application Guide  
A-F**

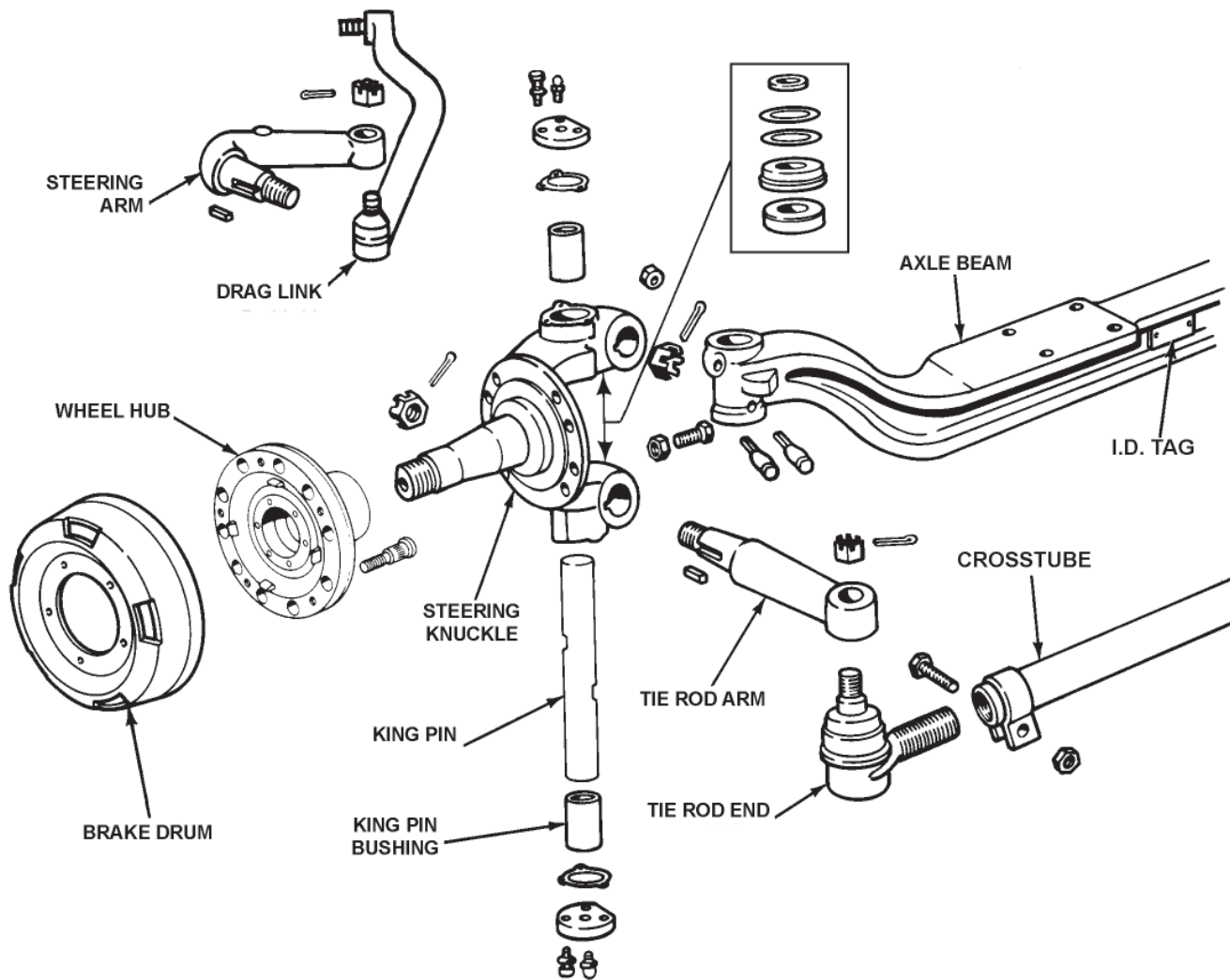
**Application Guide  
G-M**

**Application Guide  
N-Z**

**Interchange/  
Part Number Index**

# TYPICAL FRONT AXLE COMPONENTS

This exploded view represents a typical front axle assembly.



Vehicle models, brands and name depicted herein are the property of their respective owners, and are not in any way associated with Meritor, Inc., or its affiliates.

INDEX

**King Pins ..... 4**

**Bushings to Kits ..... 12**

**Kits to Bushings ..... 11**

**Kit Identification - Straight Type ..... 6**

**Kit Identification - Tapered Type ..... 10**

**Shims by I.D. .... 13**

**Crosstubes..... 14**

**Drag Links ..... 15**

**Listed by Length ..... 16**

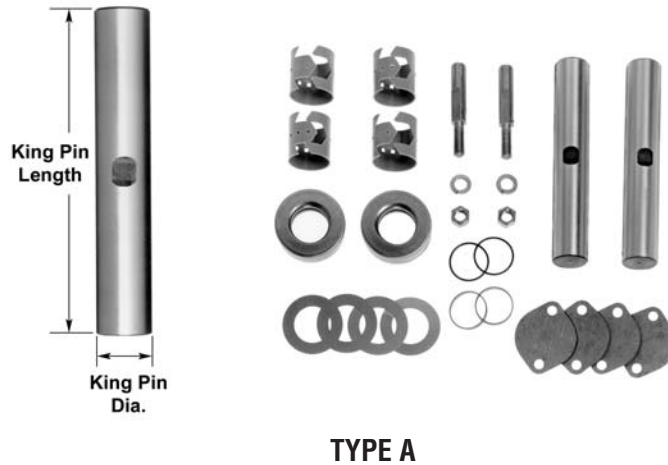
**Listed by Part Number ..... 21**

**Tie Rod and Drag Link Ends ..... 22**

# HOW TO USE KING PIN IDENTIFICATION CHART

If only type and size of King Pin are known, refer to the Identification Charts.


A typical King Pin Kit containing the particular type of pin is shown to aid in identification.




King Pin Kits are listed in order by King Pin diameter.

King Pin Kit Part No.	King Pin Dia.	King Pin Length	King Pin Type	Bushing Type	Bushing	Shim	Additional Contents / Notes
<b>E-6453B</b>	0.859"	6.670"	A	Bronze	(4) E-10185	(4) E-9220	(4) Fittings, (4) Plugs, (2) Seals, (2) Washers, (2) Lock Pins
<b>E-6451B</b>	1.054"	6.685"	A	Bronze	(4) E-10186	(4) E-4572	(4) Fittings, (4) Plugs, (2) Seals, (2) Washers, (2) Lock Pins


# KING PIN KIT IDENTIFICATION



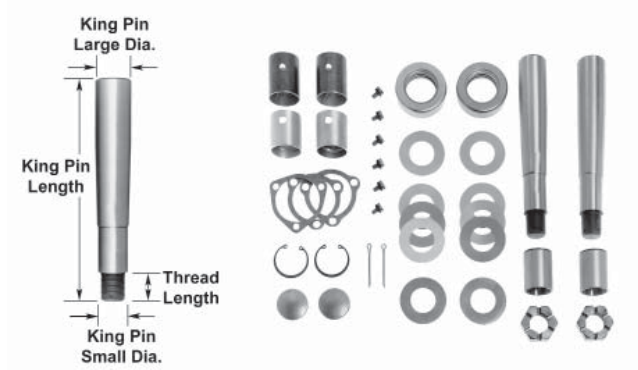
**Type A**



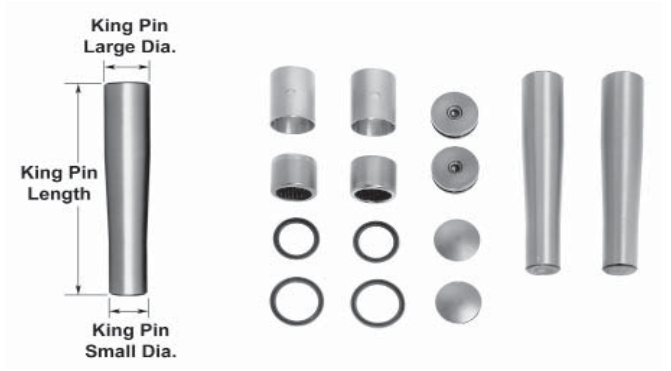
**Type B**



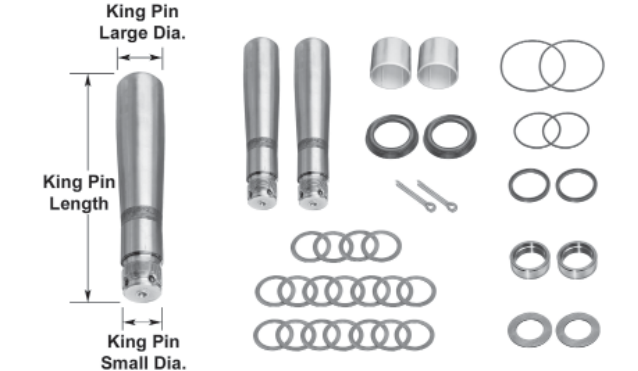
**Type C**



**Type D**



**Type E**



**Type F**

# KING PIN KIT IDENTIFICATION - STRAIGHT TYPE

King Pin Kit Part No.	King Pin Dia.	King Pin Length	King Pin Type	Bushing Type	Bushing	Shim	Additional Contents / Notes
E-6453B	0.859"	6.670"	A	Bronze	(4) E-10185	(4) E-9220	(4) Fittings, (4) Plugs, (2) Seals, (2) Washers, (2) Lock Pins, (2) Nuts.
E-6451B	1.054"	6.685"	A	Bronze	(4) E-10186	(4) E-4572	(4) Fittings, (4) Plugs, (2) Seals, (2) Washers, (2) Lock Pins, (2) Nuts.
E-6450B	1.054"	6.969"	A	Bronze	(4) E-10186	(4) E-4572	(4) Fittings, (4) Plugs, (2) Seals, (2) Washers, (2) Lock Pins, (2) Nuts.
E-4444B	1.109"	6.343"	A	Bronze	(4) E-4513	(2) E-10170 (2) E-4575 (2) E-4576	(4) Gaskets, (2) Seals, (2) Washers, (2) Lock Pins, (2) Nuts.
E-4444N	1.109"	6.343"	A	Nylon		(2) E-10170 (2) E-4575 (2) E-4576	(2) Spacers, (2) Seals, (2) Washers, (4) Gaskets, (2) Lock Pins, (2) Nuts.
E-4430B	1.109"	6.344"	A	Bronze	(4) E-4513	(2) E-10170 (2) E-4575 (2) E-4576	(4) Gaskets, (8) Plugs, (2) Seals, (2) Washers, (2) Lock Pins, (2) Nuts.
E-6865B	1.109"	6.810"	A	Bronze		(4) E-4572	(2) Snap Rings, (2) Plugs, (4) Retainers, (2) Washers, (4) Lock Pins, (2) Nuts, (2) Felts.
E-6454B	1.179"	6.360"	A	Bronze		(12) E-4573	(4) Gaskets, (4) Seals, (2) Washers, (2) Lock Pins, (2) Nuts, (4) Bushings.
E-4453B	1.179"	6.360"	A	Bronze	(4) E-4547	(6) E-4573	(4) Gaskets, (2) Seals, (2) Washers, (2) Lock Pins, (2) Nuts.
E-6454C	1.179"	6.360"	A	Composite	(4) E-10188	(12) E-4573	(4) Gaskets, (4) Seals, (2) Washers, (2) Lock Pins, (2) Nuts.
E-4440B	1.231"	7.860"	C	Bronze	(4) E-4536	(2) E-10170 (2) E-4575 (2) E-4576	(4) Seals, (2) Lock Pins, (2) Nuts.
E-4445B	1.231"	8.910"	C	Bronze	(4) E-4541	(2) E-10170 (2) E-4575 (2) E-4576	(4) Seals, (2) Lock Pins, (2) Nuts.
E-4445N	1.231"	8.910"	C	Nylon	(4) E-4542	(2) E-10170 (2) E-4575 (2) E-4576	(4) Seals, (2) Lock Pins, (2) Nuts.
E-11815C	1.234"	6.781"	A	Composite			(4) Bushings, (8) Shims, (6) Seals, (2) Draw Keys, (2) Nuts, (4) Caps.
E-4438B	1.234"	7.438"	B	Bronze		(2) E-10170 (2) E-4575 (2) E-4576	(2) Snap Rings, (2) Plugs, (4) Screws, (2) Gaskets, (4) Lock Pins.
E-4438N	1.234"	7.438"	B	Nylon	(4) E-4532	(2) E-10170 (2) E-4575 (2) E-4576	(2) Snap Rings, (2) Plugs, (4) Screws, (2) Gaskets, (4) Lock Pins.
E-4431B	1.234"	7.656"	A	Bronze	(4) E-4514	(2) E-10170 (2) E-4575 (2) E-4576	(4) Gaskets, (2) Washers, (2) Lock Pins, (2) Nuts.
E-4443B	1.249"	7.888"	A	Bronze	(4) E-4538	(2) E-10170 (2) E-4575 (2) E-4576	(2) O-Rings, (4) Gaskets, (2) Washers, (2) Lock Pins, (2) Nuts.
E-4443N	1.249"	7.888"	A	Nylon	(4) E-4539	(2) E-10170 (2) E-4575 (2) E-4576	(2) O-Rings, (4) Gaskets, (2) Washers, (2) Lock Pins, (2) Nuts.
E-6455B	1.299"	7.270"	A	Bronze		(4) E-4577	(2) Seals, (4) Plugs, (2) Washers, (2) Lock Pins, (2) Nuts.

# KING PIN KIT IDENTIFICATION - STRAIGHT TYPE

King Pin Kit Part No.	King Pin Dia.	King Pin Length	King Pin Type	Bushing Type	Bushing	Shim	Additional Contents / Notes
<b>E-6455C</b>	1.299"	7.270"	A	Composite	(4) E-10187	(4) E-4577	(2) Seals, (4) Plugs, (2) Washers, (2) Lock Pins, (2) Nuts.
<b>E-6195B</b>	1.299"	7.748"	B	Bronze	(4) E-10190	(4) E-4577	(4) Plugs, (4) Seals, (4) Lock Pins, (4) Nuts.
<b>E-4460B</b>	1.359"	7.968"	A	Bronze	(4) E-4555	(4) E-4577	(8) Seals, (2) Lock Pins, (2) Nuts.
<b>E-6198B</b>	1.359"	8.070"	B	Bronze	(4) E-4555	(4) E-4577	(4) Fittings, (8) Seals, (8) Screws, (8) Washers, (18) Lock Pins.
<b>E-9943B</b>	1.433"	8.250"	B	Bronze	(4) E-4546	(2) E-10172 (2) E-4579	(4) Plugs, (4) Seals, (4) Lock Pins, (4) Nuts.
<b>E-4452B</b>	1.433"	8.250"	B	Bronze	(4) E-4546	(2) E-10172 (2) E-4579	(2) Fittings, (2) Snap Rings, (2) Plugs, (2) Gaskets, (4) Seals, (6) Screws, (4) Lock Pins, (4) Nuts.
<b>E-4441B</b>	1.434"	8.500"	B	Bronze	(4) E-4523	(2) E-10172 (2) E-4579	(2) Snap Rings, (2) Gaskets, (2) Plugs, (6) Screws, (4) Lock Pins.
<b>E-4448B</b>	1.480"	8.866"	B	Bronze	(4) E-4543	(2) E-10172 (2) E-4579	(4) Gaskets, (12) Screws, (12) Washers, (4) Lock Pins.
<b>E-4461B</b>	1.484"	8.866"	A	Bronze	(4) E-4543	(2) E-10172 (2) E-4579	(4) O-rings, (4) Seals, (12) Screws, (12) Washers, (2) Lock Pins, (2) Nuts.
<b>E-11816C</b>	1.498"	7.153"	B	Composite			(4) Bushings, (4) Shims, (6) Seals, (4) Draw Keys, (4) Nuts, (4) Caps.
<b>E-11812C</b>	1.499"	7.511"	B	Composite			(4) Bushings, (4) Shims, (6) Seals, (4) Draw Keys, (4) Nuts, (4) Caps, (4) Fittings.
<b>E-4449B</b>	1.607"	8.740"	B	Bronze	(4) E-4519	(2) E-10167 (2) E-10171 (2) E-4580	(2) Snap Rings, (2) Plugs, (2) Gaskets, (4) Screws, (4) Lock Pins.
<b>E-6197B</b>	1.607"	9.080"	B	Bronze	(4) E-4552	(2) E-10167 (2) E-10171 (2) E-4580	(4) Plugs, (4) Seals, (4) Lock Pins, (4) Nuts.
<b>E-4457B</b>	1.607"	9.080"	B	Bronze	(4) E-4552	(2) E-10167 (2) E-10171 (2) E-4580	(2) Fittings, (2) Snap Rings, (2) Plugs, (2) Gaskets, (4) Seals, (6) Screws, (4) Lock Pins, (4) Nuts.
<b>E-4595B</b>	1.607"	9.375"	B	Bronze	(4) E-5450	(2) E-10167 (2) E-10171 (2) E-4580	(4) Fittings, (4) Gaskets, (6) Seals, (12) Screws, (12) Washers, (12) Lock Pins.
<b>E-4463B</b>	1.609"	9.160"	A	Bronze	(4) E-4544	(2) E-10167 (2) E-10171 (2) E-4580	(8) Seals, (12) Screws, (12) Washers, (2) Lock Pins, (2) Nuts.
<b>E-4697B</b>	1.609"	9.160"	B	Bronze	(4) E-4544	(2) E-10167 (2) E-10171 (2) E-4580	(4) Seals, (4) O-Rings, (4) Lock Pins.
<b>E-4462B</b>	1.609"	9.660"	A	Bronze	(4) E-4544	(2) E-10167 (2) E-10171 (2) E-4580	(8) Seals, (12) Screws, (12) Washers, (4) Lock Pins, (2) Nuts.
<b>E-4693B</b>	1.609"	9.660"	B	Bronze	(4) E-4544	(2) E-10167 (2) E-10171 (2) E-4580	(6) Fittings, (2) O-Rings, (4) Gaskets, (4) Seals, (12) Screws, (12) Washers, (10) Lock Pins.
<b>E-4451B</b>	1.609"	9.660"	B	Bronze	(4) E-4544	(2) E-10167 (2) E-10171 (2) E-4580	(4) Gaskets, (8) Seals, (12) Screws, (12) Washers, (4) Lock Pins.
<b>E-6875C</b>	1.609"	9.660"	B	Composite	(4) E-10191	(2) E-10167 (2) E-10171 (2) E-4580	(6) Fittings, (4) Seals, (4) O-Rings, (12) Screws, (18) Lock Pins.



# KING PIN KIT IDENTIFICATION - STRAIGHT TYPE

King Pin Kit Part No.	King Pin Dia.	King Pin Length	King Pin Type	Bushing Type	Bushing	Shim	Additional Contents / Notes
E-10104B	1.614"	8.035"	D	Bronze			(2) Bushings, (2) Gaskets, (4) Seals, (2) Nuts.
E-4696B	1.625"	9.195"	A	Bronze	(4) E-10192	(2) E-10176 (2) E-10177	(4) Fittings, (4) Gaskets, (2) Seals, (12) Screws, (12) Washers, (2) Lock Pins, (2) Nuts.
E-6869C	1.625"	9.195"	A	Composite	(4) E-5446	(2) E-10176 (2) E-10177	(4) Fittings, (4) Gaskets, (2) Seals, (12) Screws, (12) Washers, (2) Lock Pins, (2) Nuts.
E-4696C	1.625"	9.195"	A	Composite	(2) E-5446	(2) E-10176 (2) E-10177	(4) Fittings, (4) Gaskets, (2) Seals, (12) Screws, (12) Washers, (2) Lock Pins, (2) Nuts.
E-4469B	1.745"	9.380"	B	Bronze	(4) E-4563	(2) E-10168 (2) E-10169 (2) E-4581	(2) Snap Rings, (2) Plugs, (4) Gaskets, (4) Seals, (8) Lock Pins.
E-11808C	1.794"	8.844"	B	Composite			(4) Bushings, (4) Shims, (4) Seals, (4) Draw Keys, (4) Nuts, (4) Caps, (4) Fittings.
E-11394B	1.794"	9.02"	A	Bronze	(4) E-11791	(2) E-10168 (2) E-10169 (2) E-4581	(4) Fittings, (2) Lock Pins, (2) Nuts, (4) Seals, (4) O-Rings
E-4442B	1.794"	9.120"	B	Bronze	(4) E-4534	(2) E-10168 (2) E-10169 (2) E-4581	(2) Retainers, (2) Snap Rings, (2) Plugs, (2) Gaskets, (6) Screws, (4) Lock Pins.
E-6196B	1.794"	10.070"	B	Bronze	(4) E-4554	(2) E-10168 (2) E-10169 (2) E-4581	(4) Plugs, (4) Seals, (4) Lock Pins, (4) Nuts.
E-4459B	1.794"	10.070"	B	Bronze	(4) E-4554	(2) E-10168 (2) E-10169 (2) E-4581	(4) Fittings, (4) Gaskets, (4) Seals, (12) Screws, (4) Lock Pins, (4) Nuts.
E-4459C	1.794"	10.070"	B	Composite	(4) E-5445	(2) E-10168 (2) E-10169 (2) E-4581	(4) Fittings, (4) Gaskets, (4) Seals, (12) Screws, (4) Lock Pins, (4) Nuts.
E-6868B	1.794"	10.392"	B	Bronze	(4) E-4545	(2) E-10168 (2) E-10169 (2) E-4581	(4) Fittings, (4) Gaskets, (6) Seals, (12) Screws, (12) Washers, (4) Lock Pins, (4) Nuts. No lubrication fitting. Special seal and thrust bearing T-1921.
E-6199B	1.794"	10.392"	B	Bronze	(4) E-4545	(2) E-10168 (2) E-10169 (2) E-4581	(4) Fittings, (4) Gaskets, (4) Seals, (12) Screws, (12) Washers, (4) Lock Pins, (4) Nuts.
E-4468B	1.794"	10.392"	B	Bronze	(4) E-4545	(2) E-10168 (2) E-10169 (2) E-4581	(2) Fittings, (2) Snap Rings, (2) Plugs, (2) Gaskets, (4) Seals, (6) Screws, (2) Washers, (4) Lock Pins, (4) Nuts.
E-6199C	1.794"	10.392"	B	Composite	(4) E-5445	(2) E-10168 (2) E-10169 (2) E-4581	(4) Fittings, (4) Gaskets, (6) Seals, (12) Screws, (12) Washers, (4) Lock Pins, (4) Nuts.
E-4695C	1.794"	10.392"	B	Composite	(4) E-5445	(2) E-10168 (2) E-10169 (2) E-4581	(4) Fittings, (4) Gaskets, (6) Seals, (12) Screws, (12) Washers, (4) Lock Pins, (4) Nuts. No lubrication fitting. Special seal and thrust bearing T-1921.
E-4694C	1.794"	10.392"	B	Composite	(4) E-5445	(2) E-10168 (2) E-10169 (2) E-4581	(4) Fittings, (4) Gaskets, (4) Seals, (12) Screws, (12) Washers, (4) Lock Pins, (4) Nuts.
E-11810C	1.794"	10.392"	B	Composite			(4) Bushings, (8) Shims, (6) Seals, (4) Draw Keys, (4) Nuts, (4) Caps, (12) Washers, (12) Capscrews, (4) Gaskets.
E-11811C	1.794"	10.392"	B	Composite			(4) Bushings, (8) Shims, (4) Seals, (4) Draw Keys, (4) Nuts, (4) Caps, (4) Fittings, (12) Washers, (12) Capscrews, (4) Gaskets.

# KING PIN KIT IDENTIFICATION - STRAIGHT TYPE

King Pin Kit Part No.	King Pin Dia.	King Pin Length	King Pin Type	Bushing Type	Bushing	Shim	Additional Contents / Notes
<b>E-4450B</b>	1.794"	10.410"	B	Bronze	(4) E-4545	(2) E-10168 (2) E-10169 (2) E-4581	(4) Gaskets, (2) Seals, (12) Screws, (4) Lock Pins.
<b>E-9945B</b>	1.810"	10.531"	B	Bronze	(4) E-4564		(6) Shims, (4) Fittings, (4) Caps, (4) Seals, (4) Lock Pins, (4) Nuts.
<b>E-4471B</b>	1.810"	10.531"	A	Bronze	(4) E-4564	(2) E-10173 (2) E-4582	(2) Gaskets, (2) Seals, (2) Lock Pins.
<b>E-4470B</b>	1.810"	10.531"	A	Bronze	(4) E-4564	(2) E-10173 (2) E-4582	(2) Gaskets, (2) Seals, (2) Lock Pins.
<b>E-4598B</b>	1.810"	10.781"	A	Bronze	(4) E-4564	(2) E-10173 (2) E-4582	(4) Gaskets, (2) Washers, (2) Lock Pins, (2) Nuts.
<b>E-6194B</b>	1.873"	9.965"	A	Bronze	(4) E-10196	(2) E-10174 (2) E-10175 (2) E-4583	(4) Fittings, (4) Seals, (16) Screws, (16) Washers, (2) Lock Pins, (2) Nuts.
<b>E-6194C</b>	1.873"	9.965"	A	Composite	(4) E-10189	(2) E-10174 (2) E-10175 (2) E-4583	(4) Fittings, (2) Seals, (16) Screws, (16) Washers, (2) Lock Pins, (2) Nuts.
<b>E-10105B</b>	1.892"	9.188"	D	Bronze			(2) Bushings, (2) Gaskets, (4) Seals, (2) Nuts.
<b>E-10106B</b>	1.892"	9.594"	D	Bronze			(2) Bushings, (2) Gaskets, (4) Seals, (2) Nuts.
<b>E-9941B</b>	1.921"	9.87"	B	Bronze	(4) E-10193		(6) Shims, (4) Fittings, (6) Seals, (4) Lock Pins, (4) Nuts, (4) O-Rings.
<b>E-4454B</b>	1.999"	11.040"	B	Bronze	(4) E-4549	(2) E-10174 (2) E-10175 (2) E-4583	(2) Snap Rings, (2) Plugs, (2) Gaskets, (6) Screws, (4) Lock Pins.
<b>E-4454N</b>	1.999"	11.040"	B	Nylon	(4) E-4550	(2) E-10174 (2) E-10175 (2) E-4583	(2) Snap Rings, (2) Plugs, (2) Gaskets, (6) Screws, (4) Lock Pins.
<b>E-4458B</b>	1.999"	11.212"	B	Bronze	(4) E-4553	(2) E-10174 (2) E-10175 (2) E-4583	(4) Fittings, (4) Gaskets, (6) Seals, (12) Screws, (4) Lock Pins, (4) Nuts.
<b>E-11813C</b>	1.999"	11.212"	B	Composite			(4) Bushings, (10) Shims, (6) Seals, (4) Draw Keys, (4) Nuts, (4) Caps, (4) Fittings, (12) Washers, (12) Cap-screws, (4) Gaskets.
<b>E-11814C</b>	1.999"	11.212"	B	Composite			(4) Bushings, (10) Shims, (6) Seals, (4) Draw Keys, (4) Nuts, (4) Caps, (4) Fittings, (12) Washers, (12) Cap-screws, (4) Gaskets.
<b>E-4458C</b>	1.999"	11.212"	B	Composite	(4) E-5442	(2) E-10174 (2) E-10175 (2) E-4583	(4) Fittings, (4) Gaskets, (6) Seals, (12) Screws, (4) Lock Pins, (4) Nuts.
<b>E-9942B</b>	2.046"	10.120"	B	Bronze	(4) E-10194		(4) Fittings, (2) Seals, (4) Lock Pins, (4) Nuts.
<b>E-11785B</b>	2.046"	11.00"	B	Bronze	(4) E-10194		(6) Shims, (4) Fittings, (4) Lock Pins, (4) Nuts, (6) Seals, (4) O-Rings.

# KING PIN KIT IDENTIFICATION - TAPERED TYPE

King Pin Kit Part No.	King Pin Large Dia.	King Pin Small Dia.	King Pin Length	King Pin Type	Bushing Type	Bushing	Shim	Additional Contents / Notes
<b>E-4435B</b>	1.434"	1.186"	8.750"	D	Bronze	(2) E-4521 (2) E-4522 (2) E-4523	(6) E-4573	(2) Cotter Pins, (2) Lock Rings, (2) Plugs, (4) Gaskets, (6) Screws, (2) Washers, (2) Nuts
<b>E-4435N</b>	1.434"	1.186"	8.750"	D	Bronze Nylon Nylon	(2) E-4521 (2) E-4524 (2) E-4525	(6) E-4573	(2) Cotter Pins, (2) Lock Rings, (2) Plugs, (4) Gaskets, (6) Screws, (2) Retainers, (2) Washers, (2) Nuts
<b>E-5441B</b>	1.434"	1.186"	9.406"	D	Bronze	(2) E-5449 (4) E-4523	(6) E-4573	(2) Cotter Pins, (2) Snap Rings, (2) Plugs, (2) Gaskets, (6) Screws, (2) Nuts
<b>E-4434N</b>	1.607"	1.308"	9.750"	D	Bronze Nylon	(2) E-4518 (4) E-4520	(4) E-4577	(2) Cotter Pins, (2) Spacers, (2) Snap Rings, (2) Plugs, (2) Gaskets, (2) Retainers, (6) Screws, (12) Washers, (2) Nuts
<b>E-4434B</b>	1.607"	1.308"	9.750"	D	Bronze	(2) E-4518 (4) E-4519	(4) E-4577	(2) Cotter Pins, (2) Snap Rings, (2) Plugs, (2) Gaskets, (2) Retainers, (6) Screws, (12) Washers, (2) Nuts
<b>E-4467B</b>	1.625"	1.375"	7.470"	E	Bronze	(2) E-4562		(2) Needle Bearings, (4) Seals, (2) Plugs
<b>E-10165N</b>	1.969"	1.375"	8.69"	F	Nylon			Volvo 10,000 & 12,000
<b>E-10166N</b>	1.969"	1.500"	9.875"	F	Nylon			Volvo 14,000
<b>E-4599B</b>	2.125"	1.750"	8.750"	E	Bronze	(2) E-5444		(2) Needle Bearings, (4) Seals, (2) Plugs

# KING PIN KIT TO BUSHING

King Pin Kit	Bushing Type	Bushing Number	Qty per Kit
E-4430B	Bronze	E-4513	(4)
E-4431B	Bronze	E-4514	(4)
E-4434B	Bronze	E-4519	(4)
	Bronze	E-4518	(2)
E-4434N	Bronze	E-4518	(2)
	Nylon	E-4520	(4)
E-4435B	Bronze	E-4521	(2)
	Bronze	E-4523	(2)
	Bronze	E-4522	(2)
E-4435N	Nylon	E-4525	(2)
	Nylon	E-4524	(2)
	Bronze	E-4521	(2)
E-4438B	Bronze	E-4531	(4)
E-4438N	Nylon	E-4532	(4)
E-4440B	Bronze	E-4536	(4)
E-4441B	Bronze	E-4523	(4)
E-4442B	Bronze	E-4534	(4)
E-4443B	Bronze	E-4538	(4)
E-4443N	Nylon	E-4539	(4)
E-4444B	Bronze	E-4513	(4)
E-4444N	Nylon	E-4540	(4)
E-4445B	Bronze	E-4541	(4)
E-4445N	Nylon	E-4542	(4)
E-4448B	Bronze	E-4543	(4)
E-4449B	Bronze	E-4519	(4)
E-4450B	Bronze	E-4545	(4)
E-4451B	Bronze	E-4544	(4)
E-4452B	Bronze	E-4546	(4)
E-4453B	Bronze	E-4547	(4)
E-4454B	Bronze	E-4549	(4)
E-4454N	Nylon	E-4550	(4)
E-4457B	Bronze	E-4552	(4)
E-4458B	Bronze	E-4553	(4)
E-4458C	Composite	E-5442	(4)
E-4459B	Bronze	E-4554	(4)
E-4459C	Composite	E-5445	(4)
E-4460B	Bronze	E-4555	(4)
E-4461B	Bronze	E-4543	(4)
E-4462B	Bronze	E-4544	(4)
E-4463B	Bronze	E-4544	(4)


King Pin Kit	Bushing Type	Bushing Number	Qty per Kit
E-4467B	Bronze	E-4562	(2)
E-4468B	Bronze	E-4545	(4)
E-4469B	Bronze	E-4563	(4)
E-4470B	Bronze	E-4564	(4)
E-4471B	Bronze	E-4564	(4)
E-4595B	Bronze	E-5450	(4)
E-4598B	Bronze	E-4564	(4)
E-4599B	Bronze	E-5444	(2)
E-4693B	Bronze	E-4544	(4)
E-4694C	Composite	E-5445	(4)
E-4695C	Composite	E-5445	(4)
E-4696B	Bronze	E-10192	(4)
E-4696C	Composite	E-5446	(2)
E-4697B	Bronze	E-4544	(4)
E-5441B	Bronze	E-4523	(4)
E-5441B	Bronze	E-5449	(2)
E-6194B	Bronze	E-10196	(4)
E-6194C	Composite	E-10189	(4)
E-6195B	Bronze	E-10190	(4)
E-6196B	Bronze	E-4554	(4)
E-6197B	Bronze	E-4552	(4)
E-6198B	Bronze	E-4555	(4)
E-6199B	Bronze	E-4545	(4)
E-6199C	Composite	E-5445	(4)
E-6450B	Bronze	E-10186	(4)
E-6451B	Bronze	E-10186	(4)
E-6453B	Bronze	E-10185	(4)
E-6454C	Composite	E-10188	(4)
E-6455B	Bronze	E-10195	(4)
E-6455C	Composite	E-10187	(4)
E-6868B	Bronze	E-4545	(4)
E-6869C	Composite	E-5446	(4)
E-6875C	Composite	E-10191	(4)
E-9941B	Bronze	E-10193	(4)
E-9942B	Bronze	E-10194	(4)
E-9943B	Bronze	E-4546	(4)
E-9945B	Bronze	E-4564	(4)
E-11394B	Bronze	E-11791	(4)
E-11785B	Bronze	E-10194	(4)

## BUSHING TO KING PIN KIT

Bushing Number	Bushing Type	King Pin Kit	Qty per Kit
<b>E-4513</b>	Bronze	E-4430B	(4)
	Bronze	E-4444B	(4)
<b>E-4514</b>	Bronze	E-4431B	(4)
<b>E-4518</b>	Bronze	E-4434B	(2)
	Bronze	E-4434N	(2)
<b>E-4519</b>	Bronze	E-4434B	(4)
	Bronze	E-4449B	(4)
<b>E-4520</b>	Nylon	E-4434N	(4)
<b>E-4521</b>	Bronze	E-4435B	(2)
	Bronze	E-4435N	(2)
<b>E-4522</b>	Bronze	E-4435B	(2)
<b>E-4523</b>	Bronze	E-4435B	(2)
	Bronze	E-4441B	(4)
	Bronze	E-5441B	(4)
<b>E-4524</b>	Nylon	E-4435N	(2)
<b>E-4525</b>	Nylon	E-4435N	(2)
<b>E-4531</b>	Bronze	E-4438B	(4)
<b>E-4532</b>	Nylon	E-4438N	(4)
<b>E-4534</b>	Bronze	E-4442B	(4)
<b>E-4536</b>	Bronze	E-4440B	(4)
<b>E-4538</b>	Bronze	E-4443B	(4)
<b>E-4539</b>	Nylon	E-4443N	(4)
<b>E-4540</b>	Nylon	E-4444N	(4)
<b>E-4541</b>	Bronze	E-4445B	(4)
<b>E-4542</b>	Nylon	E-4445N	(4)
<b>E-4543</b>	Bronze	E-4448B	(4)
	Bronze	E-4461B	(4)
<b>E-4544</b>	Bronze	E-4451B	(4)
	Bronze	E-4462B	(4)
	Bronze	E-4463B	(4)
	Bronze	E-4693B	(4)
	Bronze	E-4697B	(4)
<b>E-4545</b>	Bronze	E-4450B	(4)
	Bronze	E-4468B	(4)
	Bronze	E-6199B	(4)
	Bronze	E-6868B	(4)
<b>E-4546</b>	Bronze	E-4452B	(4)
	Bronze	E-9943B	(4)
<b>E-4547</b>	Bronze	E-4453B	(4)
<b>E-4549</b>	Bronze	E-4454B	(4)


Bushing Number	Bushing Type	King Pin Kit	Qty per Kit
<b>E-4550</b>	Nylon	E-4454N	(4)
<b>E-4552</b>	Bronze	E-4457B	(4)
	Bronze	E-6197B	(4)
<b>E-4553</b>	Bronze	E-4458B	(4)
<b>E-4554</b>	Bronze	E-4459B	(4)
	Bronze	E-6196B	(4)
<b>E-4555</b>	Bronze	E-4460B	(4)
	Bronze	E-6198B	(4)
<b>E-4562</b>	Bronze	E-4467B	(2)
<b>E-4563</b>	Bronze	E-4469B	(4)
<b>E-4564</b>	Bronze	E-4470B	(4)
	Bronze	E-4471B	(4)
	Bronze	E-4598B	(4)
	Bronze	E-9945B	(4)
<b>E-5442</b>	Composite	E-4458C	(4)
<b>E-5444</b>	Bronze	E-4599B	(2)
<b>E-5445</b>	Composite	E-4459C	(4)
	Composite	E-4694C	(4)
	Composite	E-4695C	(4)
	Composite	E-6199C	(4)
<b>E-5446</b>	Composite	E-4696C	(2)
	Composite	E-6869C	(4)
<b>E-5449</b>	Bronze	E-5441B	(2)
<b>E-5450</b>	Bronze	E-4595B	(4)
<b>E-10185</b>	Bronze	E-6453B	(4)
<b>E-10186</b>	Bronze	E-6450B	(4)
	Bronze	E-6451B	(4)
<b>E-10187</b>	Composite	E-6455C	(4)
<b>E-10188</b>	Composite	E-6454C	(4)
<b>E-10189</b>	Composite	E-6194C	(4)
<b>E-10190</b>	Bronze	E-6195B	(4)
<b>E-10191</b>	Composite	E-6875C	(4)
<b>E-10192</b>	Bronze	E-4696B	(4)
<b>E-10193</b>	Bronze	E-9941B	(4)
<b>E-10194</b>	Bronze	E-11785B	(4)
	Bronze	E-9942B	(4)
<b>E-10195</b>	Bronze	E-6455B	(4)
<b>E-10196</b>	Bronze	E-6194B	(4)
<b>E-11791</b>	Bronze	E-11394B	(4)

# SHIMS BY I.D.



Part Number	Inside Diameter	Outside Diameter	Thickness
E-9220	.875"	1.562"	.005"
E-9221	.953"	1.750"	.005"
E-4572	1.156"	1.750"	.010"
E-4573	1.200"	1.938"	.005"
E-4576	1.281"	1.875"	.010"
E-4575	1.281"	2.000"	.005"
E-10170	1.281"	2.000"	.015"
E-4577	1.391"	2.234"	.005"
E-4579	1.500"	2.375"	.005"
E-10172	1.516"	2.375"	.015"
E-10167	1.625"	2.687"	.010"
E-10171	1.625"	2.687"	.015"
E-4580	1.625"	2.688"	.005"
E-10176	1.660"	2.625"	.005"
E-10177	1.660"	2.625"	.010"
E-4581	1.805"	2.500"	.005"
E-10169	1.805"	2.500"	.010"
E-10168	1.805"	2.500"	.015"
E-4582	1.875"	2.812"	.005"
E-10173	1.875"	2.812"	.015"
E-10174	2.010"	3.250"	.015"
E-4583	2.010"	3.260"	.005"
E-10175	2.010"	3.260"	.030"

# CROSTUBES




Part Number	Length C/L-C/L of Ends	Length w/o Ends	Crosstube Diameter	Thread Size	Adjustment Range	Tie Rod Ends	OEM Reference	Industry Number
<b>Crosstube Assemblies with Tie Rod Ends</b>								
E-9959	65.80"	59.50"	1.50"	1.125"-12	63.86"-66.14"	E-4614 (LH) E-4615 (RH)	E4HZ-3208B	DS1367A
E-9964	66.03"	60.50"	1.75"	1.125"-12	65.76"-68.02"	E-9962 (LH) E-9963 (RH)	F5HZ-3290A	DS1368A
E-9961	66.54"	58.00"	1.50"	1.25"-12	65.19"-68.37"	E-11788 (RH) E-11789 (LH)	F1HZ-3280C	DS1261
<b>Crosstubes without Tie Rod Ends</b>								
E-9958		55.49"	1.75"	1.125"-12			F0HZ-3281A	DS1380S
E-9960		57.63"	1.50"	1.00"-16			F0HZ-3281B	DS1362S
E-9957		59.34"	1.50"	1.125"-12			D0HZ-3181A	DS1379S

# HOW TO USE DRAG LINK IDENTIFICATION CHART

Drag Link Identification Chart is listed by length (measured from Stud Center to Stud Center).










Photos of each Drag Link provide assistance with identification.



	A	B	C	D	E	
	Length Stud Ctr to Stud Ctr	Large Taper Dia.	Small Taper Dia.	Taper Length	Stud Thread Size	Industry Number
<b>Part Number</b>						
<b>E-6818</b>	14.21"	1.25"	1.08"	1.36"	.875"-14	DS1179



## DRAG LINKS LISTED BY LENGTH

Part Number	Length Stud Ctr to Stud Ctr	Large Taper Dia.	Small Taper Dia.	Taper Length	Stud Thread Size	Industry Number
 E-6818	14.21"	1.25"	1.08"	1.36"	.875"-14	DS1179
 E-5386 Uses Replaceable Drag Link End E-4629	16.27"	1.25"	1.08"	1.36"	.875"-14	DS1020
 E-5310	16.64"	.905"	.783"	.99"	.75"-16	DS800
 E-5390	16.84"	.874"	.762"	.89"	.625"-18	DS1034
 E-6815	16.89"	1.03"	.896"	1.07"	.75"-16	DS1044
 E-6817	16.89"	1.035"	.904"	1.12"	.75"-16	DS1067
 E-6816	17.00"	.902"	.785"	.98"	.75"-16	DS1064
 E-6804 Uses Replaceable Drag Link End E-6849	17.13"	1.102"	.967"	1.08"	.875"-14	DS1022
 E-6808 Uses Replaceable Drag Link End E-5397	17.29"	1.25"	1.08"	1.36"	.875"-14	DS1028

Note: All drag links are one piece — non-replaceable ends except as noted.

# DRAG LINKS LISTED BY LENGTH



Part Number	Length Stud Ctr to Stud Ctr	Large Taper Dia.	Small Taper Dia.	Taper Length	Stud Thread Size	Industry Number
-------------	-----------------------------	------------------	------------------	--------------	------------------	-----------------

<b>E-6878</b>	17.37"	1.102"	.967"	1.08"	.875"-14	DS1031
---------------	--------	--------	-------	-------	----------	--------



<b>E-11463</b>	17.47"	.874"	.762"	.896"	.625"-18	DS1215
----------------	--------	-------	-------	-------	----------	--------



<b>E-9925</b>	17.53"	1.25" 1.102"	1.080" .967"	1.36" 1.08"	.875"-14 .875"-14	DS1265
---------------	--------	-----------------	-----------------	----------------	----------------------	--------



<b>E-9911</b>	17.68"	1.102"	.967"	1.08"	.875"-14	DS1214
---------------	--------	--------	-------	-------	----------	--------



<b>E-5326</b>	17.70"	1.03"	.896"	1.07"	.75"-16	DS910
---------------	--------	-------	-------	-------	---------	-------



<b>E-5374</b>	17.90"	1.03"	.896"	1.07"	.75"-16	DS988
---------------	--------	-------	-------	-------	---------	-------



<b>E-9933</b>	17.91"	1.102"	.967"	1.08"	.875"-14	DS1270
---------------	--------	--------	-------	-------	----------	--------



<b>E-5372</b>	17.93"	1.102"	.967"	1.08"	.875"-14	DS986
---------------	--------	--------	-------	-------	----------	-------



<b>E-5373</b>	17.96"	1.103"	.973"	1.04"	.875"-14	DS987
---------------	--------	--------	-------	-------	----------	-------

**Note: All drag links are one piece — non-replaceable ends except as noted.**

## DRAG LINKS LISTED BY LENGTH

Part Number	Length Stud Ctr to Stud Ctr	Large Taper Dia.	Small Taper Dia.	Taper Length	Stud Thread Size	Industry Number
 E-5325	18.03"	1.256" 1.107"	1.080" .967"	1.41" 1.12"	.875"-14 .875"-14	DS908
 E-5366	18.14"	1.103"	.973"	1.04"	.875"-14	DS979
 E-6806 Uses Replaceable Drag Link Ends E-5391 (LH) and E-5402 (RH)	18.38"	1.25"	1.117"	1.10"	.875"-14	DS1024
 E-6833	18.50"	1.102"	.967"	1.08"	.875"-14	DS1199
 E-6834	18.58"	1.102"	.967"	1.08"	.875"-14	DS1200
 E-11790	18.24"	1.25" 1.102"	1.08" .967"	1.36" 1.08"	.875"-14 .875"-14	DS1442
 E-6836	19.23"	1.102" 1.25"	.967" 1.08"	1.08" 1.36"	.875"-14 .875"-14	DS1204
 E-5339	19.23"	1.25" 1.102"	1.08" .967"	1.36" 1.08"	.875"-14 .875"-14	DS949
 E-5338	19.25"	.899"	.783"	.928"	.75"-16	DS948

Note: All drag links are one piece — non-replaceable ends except as noted.










# DRAG LINKS LISTED BY LENGTH

Part Number	Length Stud Ctr to Stud Ctr	Large Taper Dia.	Small Taper Dia.	Taper Length	Stud Thread Size	Industry Number
 E-9936	19.43"	1.25" 1.25"	1.08" 1.08"	1.36" 1.08"	.875"-14 .875"-14	DS1369
 E-9934	19.47"	1.102"	.967"	1.08"	.875"-14	DS1271
 E-6827	20.66"	.904"	.78"	.92"	.75"-16	DS1191
 E-9937	21.23"	1.03"	.915"	1.08"	.75"-16	DS1366
 E-9929	22.61"	1.102" 1.25"	.967" 1.08"	1.08" 1.36"	.875"-14 .825"-14	DS1269
 E-8732	28.25"	1.25"	1.08"	1.36"	.875"-14	DS1454
 E-6825	28.28"	1.25"	1.08"	1.36"	.875"-14	DS1186
 E-9897	28.87"	1.102"	.967"	1.08"	.875"-14	DS1218
 E-5378	29.56"	1.25"	1.08"	1.41"	.875"-14	DS992

Uses Replaceable Drag Link End  
E-4629

**Note: All drag links are one piece — non-replaceable ends except as noted.**

## DRAG LINKS LISTED BY LENGTH

	Part Number	Length Stud Ctr to Stud Ctr	Large Taper Dia.	Small Taper Dia.	Taper Length	Stud Thread Size	Industry Number
 Uses Replaceable Drag Link End E-4629	E-5379	29.56"	1.25"	1.08"	1.41"	.875"-14	DS993
 Uses Replaceable Drag Link End E-4629	E-5380	30.56"	1.25"	1.08"	1.36"	.875"-14	DS994
	E-6819	31.69"	1.25"	1.08"	1.36"	.875"-14	DS1180
	E-9926	32.53"	1.102"	.967"	1.08"	.875"-14	DS1266
	E-9927	32.53"	1.102"	.967"	1.08"	.875"-14	DS1268
	E-6839	32.62"	1.255" 1.105"	1.090" .970"	1.43" 1.12"	.875"-14 .875"-14	DS1207
	E-6835	36.15"	1.105" 1.255"	.970" 1.080"	1.12" 1.42"	.875"-14 .875"-14	DS1203
	E-5342	36.31"	1.256" 1.107"	1.080" .967"	1.41" 1.12"	.875"-14 .875"-14	DS943
	E-9931	37.13"	1.25" 1.102"	1.080" .967"	1.36" 1.08"	.875"-14 .875"-14	DS1234

Note: All drag links are one piece — non-replaceable ends except as noted.

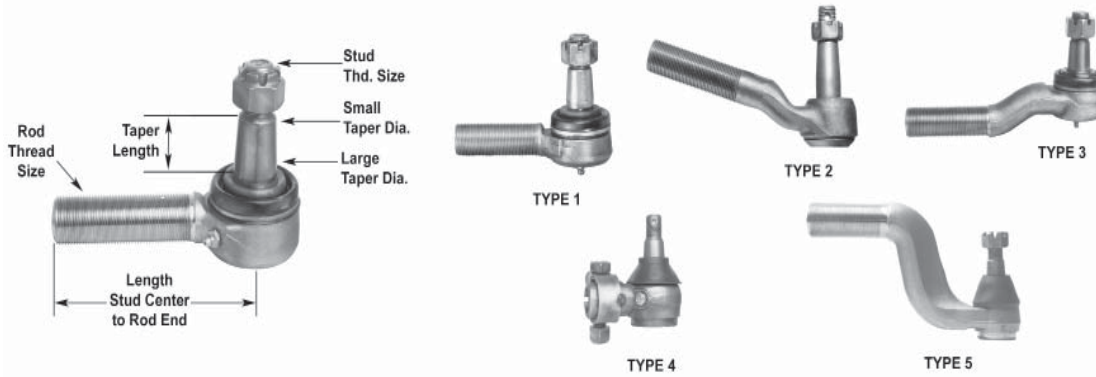
# DRAG LINK PART NUMBER TO LENGTH

Part Number	Length
E-5310	16.64"
E-5325	18.03"
E-5326	17.70"
E-5338	19.25"
E-5339	19.23"
E-5342	36.31"
E-5366	18.14"
E-5372	17.93"
E-5373	17.96"
E-5374	17.90"
E-5378	29.56"
E-5379	29.56"
E-5380	30.56"
E-5386	16.27"
E-5390	16.84"

Part Number	Length
E-6804	17.13"
E-6806	18.38"
E-6808	17.29"
E-6815	16.89"
E-6816	17.00"
E-6817	16.89"
E-6818	14.21"
E-6819	31.69"
E-6825	28.28"
E-6827	20.66"
E-6833	18.50"
E-6834	18.58"
E-6835	36.15"
E-6836	19.23"
E-6839	32.62"

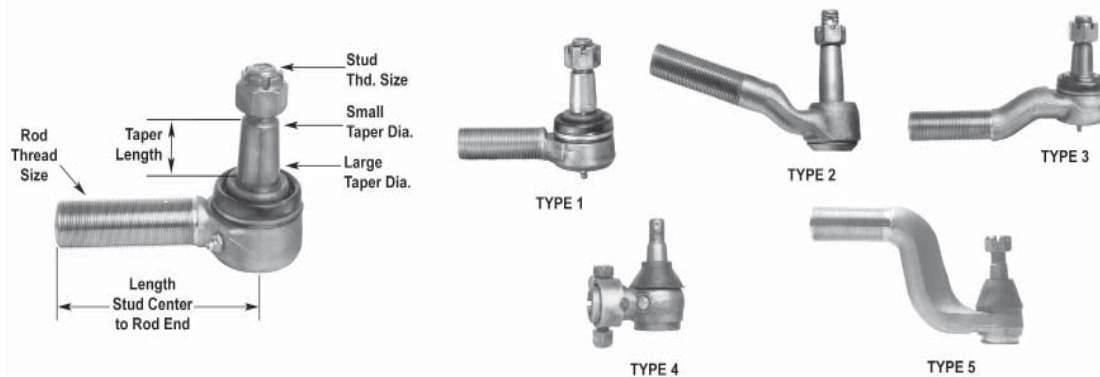
Part Number	Length
E-6878	17.37"
E-8732	28.25"
E-9897	28.87"
E-9911	17.68"
E-9925	17.53"
E-9926	32.53"
E-9927	32.53"
E-9929	22.61"
E-9931	37.13"
E-9933	17.91"
E-9934	19.47"
E-9936	19.43"
E-9937	21.23"
E-11463	17.47"
E-11790	19.06"

# TIE ROD AND DRAG LINK ENDS



Part Number	Stud Center to Rod End	Rod Thread Size	Taper Length	Large Taper Dia.	Small Taper Dia.	Stud Thread Size	Style	Type	Industry Number	Comments
E-10114	2.75"	.875"-14	1.375"	1.250"	1.077"	.875"-14		4		
E-5392	3.12"	.937"-20 RH	1.112"	1.035"	.896"	.75"-16	Curbside	4	ES2030R	
E-9967		1.00"-16 RH	1.08"	1.102"	.967"	.875"-14	Curbside	4	ES3304R	
E-6665	3.38"	.875"-18 LH	.75"	.773"	.675"	.625"-18	Roadside	1	ES2010L	
E-4635	3.50"	.75"-16 RH	.75"	.701"	.612"	.563"-18	Curbside	1	ES150R	
E-4634		.75"-16 LH					Roadside		ES150L	
E-4601		1.00"-16 RH	.87"	.773"	.664"	.625"-18	Curbside	1	ES235NR	
E-4600		1.00"-16 LH					Roadside		ES235NL	
E-4637	3.875"	1.00"-16 RH	.90"	.874"	.762"	.625"-18	Curbside	1	ES176R	
E-4636		1.00"-16 LH					Roadside		ES176L	
E-4603		1.00"-16 RH	.95"	.899"	.78"	.75"-16	Curbside	1	ES304R	
E-4602		1.00"-16 LH					Roadside		ES304L	
E-6720	4.125"	1.00"-18 RH	.75"	.773"	.675"	.625"-18	Curbside	1	ES2011R	
E-4605	4.438"	1.00"-16 RH	.93"	.899"	.783"	.75"-16	Curbside	1	ES373R	
E-4604		1.00"-16 LH					Roadside		ES373L	
E-10163	4.72"	M30 x 1.50 RH	1.10"	1.126"	.942"	M20 x 1.50	Curbside	1	V1698846	
E-10164		M30 x 1.50 LH					Roadside		V1698847	
E-6722	4.80"	.875"-18 RH	.75"	.773"	.675"	.625"-18	Curbside	1	ES2234R	
E-4609		1.125"-12 RH	1.11"	1.031"	.896"	.75"-16	Curbside	1	ES2069R	Anti-tilt seal
E-4608		1.125"-12 LH					Roadside		ES2070L	
E-4611	4.875"	1.125"-12 RH	1.08"	1.102"	.967"	.875"-14	Curbside	1	ES187R	
E-4610		1.125"-12 LH					Roadside		ES187L	
E-4640		1.125"-16 RH					Curbside	1	ES2118L	
E-4613	4.938"	1.00"-16 RH	.93"	.899"	.783"	.75"-16	Curbside	1	ES2062R	
E-4612		1.00"-16 LH					Roadside		ES2061L	
E-6678	4.98"	.875"-18 RH	1.00"	.733"	.664"	.625"-18	Curbside	2	ES2147R	
E-4607	5.00"	1.125"-12 RH	1.07"	1.031"	.896"	.75"-16	Curbside	1	ES405R	
E-4606		1.125"-12 LH					Roadside		ES405L	
E-10113	5.02"	1.00"-16 RH	.87"	1.024"	.915"	.75"-16	Curbside	1	ES3269R	
E-10112		1.00"-16 LH					Roadside		ES3268L	
E-6789	5.39"	1.00"-18 RH	.75"	.703"	.615"	M14 x 1.50	Curbside	1	ES2914R	

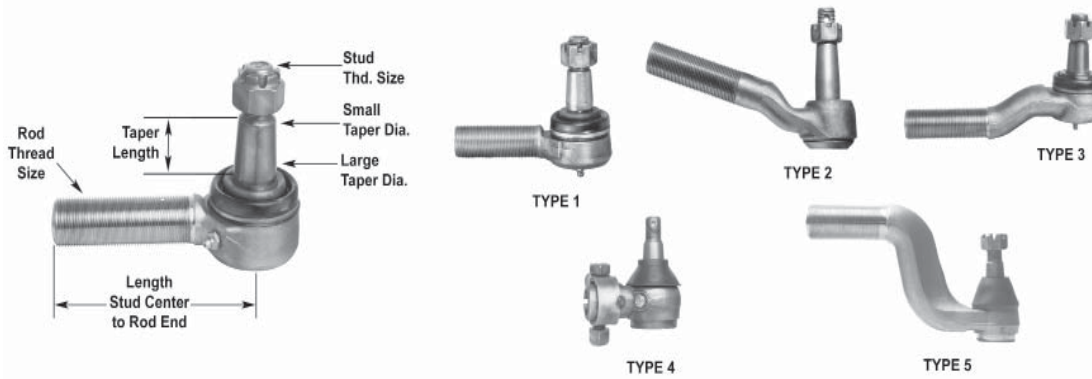
# TIE ROD AND DRAG LINK ENDS



Part Number	Stud Center to Rod End	Rod Thread Size	Taper Length	Large Taper Dia.	Small Taper Dia.	Stud Thread Size	Style	Type	Industry Number	Comments
E-10111		1.125"-12 RH	.87"	1.024"	.915"	.75"-16	Curbside	1	ES3271R	
E-10110		1.125"-12 LH					Roadside		ES3270L	
E-4615		1.125"-12 RH					Curbside	1	ES423R	
E-4614		1.125"-12 LH					Roadside		ES423L	
E-5470	5.44"	1.125"-12 RH	1.08"	1.102"	.967"		Curbside	1	ES2614R	
E-14326		1.125"-12 LH				.875"-14	Roadside	1	--	
E-5469		1.125"-14 RH					Curbside	1	ES2613L	
E-10109		1.125"-12 RH	1.14"	1.181"	1.038"		Curbside	1	ES3275R	
E-10108		1.125"-12 LH					Roadside		ES3274L	
E-6849	5.50"	1.25"-12 RH	1.08"	1.102"	.967"		Curbside	1	ES2203R	
E-5402		1.25"-12 RH	1.06"	1.25"	1.117"		Curbside	1	ES2225R	
E-5391		1.25"-12 LH	1.10"				Roadside		ES2224L	
E-4618		1.25"-12 RH	1.41"				Curbside	1	ES346L	Anti-tilt seal. Side zerk
E-4619		1.25"-12 LH				.875"-14	Roadside		ES346R	
E-9878		1.25"-12 LH			1.08"		Roadside	1		Side zerk
E-9877	5.75"	1.25"-12 RH					Curbside			
E-4617		1.25"-12 RH	1.36"	1.25"			Curbside	1	ES431R	Zerk on bottom
E-4616		1.25"-12 LH					Roadside		ES431L	
E-9881		1.25"-12 RH	-		1.25"	-	Curbside	1	ES3252R	
E-4642		1.25"-16 RH	1.40"		1.08"	.875"-14	Curbside	1	ES2208R	
E-6858		1.25"-18 RH					Roadside		ES3032R	
E-4621	5.84"	1.00"-16 RH	.93"	.899"	.783"	.75"-16	Curbside	1	ES330R	
E-4620		1.00"-16 LH					Roadside		ES330L	
E-9963		1.125"-12 RH					Curbside	1	ES3176R	
E-9962	6.00"	1.125"-12 LH	1.08"	1.102"	.967"	.875"-14	Roadside		ES3177L	
E-10137		1.125"-12 RH					Curbside	1	ES3476	
E-10138		1.125"-12 LH					Roadside		ES3477	
E-4623	6.07"	1.00"-16 RH	.93"	.899"	.783"	.75"-16	Curbside	1	ES2036R	
E-4622		1.00"-16 LH					Roadside		ES2035L	
E-6404	6.34"	.875"-18 LH	.620"	.793"	.715"	.625"-18	Roadside	1	ES2027L	



# TIE ROD AND DRAG LINK ENDS



Part Number	Stud Center to Rod End	Rod Thread Size	Taper Length	Large Taper Dia.	Small Taper Dia.	Stud Thread Size	Style	Type	Industry Number	Comments
E-4625	6.50"	1.125"-16 RH		.995"	.893"	.75"-16	Curbside	1	ES332R	
E-4624		1.125"-16 LH	.75"				Roadside		ES332L	
E-6694	6.84"	1.00"-16 LH		.72"	.613"	M14 x 1.50	Curbside	1	ES2925L	
E-9966		1.00"-16 RH					Curbside	1	ES3283R	
E-9965	7.188"	1.00"-16 LH	.93"	.899"	.783"	.75"-16	Roadside		ES3284L	
E-9879		1.25"-12 RH	1.25"				Curbside	1	ES3034R	Side zerk
E-9880		1.25"-12 LH					Roadside		ES3033L	
E-4628	7.37"	1.25"-12 LH	1.36"	1.25"	1.08"		Roadside	1	ES2090L	Zerk on bottom
E-4629		1.25"-12 RH				.875"-14	Curbside		ES2091R	
E-11788		1.25"-12 RH	1.08"				Curbside	1	ES3442R	
E-11789	7.75"	1.25"-12 LH		1.102"	.967"		Roadside		ES3443L	
E-8758	8.125"	1.25"-12 RH	1.20"				Curbside	3	ES3297R	
E-8757		1.25"-12 LH					Roadside		ES3298L	
E-6403	8.34"	.875"-18 RH	.620"	.793"	.715"	.625"-18	Curbside	1	ES2026R	
E-4631		1.125"-12 RH					Curbside	1	ES411R	
E-4630	9.188"	1.125"-12 LH					Roadside		ES411L	
E-9952		1.125"-12 RH					Curbside	1	ES3220R	
E-9951	9.438"	1.125"-12 LH	1.08"	1.102"	.967"	.875"-14	Roadside		ES3219L	
E-6848		1.625"-12 RH					Curbside	5	ES2201R	
E-6847	10.50"	1.625"-12 LH					Roadside		ES2200L	
E-6855		1.375"-12 RH					Curbside	5	ES3027R	
E-6854	10.81"	1.375"-12 LH	.93"	.899"	.783"	.75"-16	Roadside		ES3026L	
E-6136		1.875"-12 RH					Curbside	5	ES3087R	
E-6135	10.84"	1.875"-12 LH	1.08"	1.102"	.967"	.875"-14	Roadside		ES3086L	
E-10148		1.375"-12 LH	-	.874"	.762"	-	-	1	ES3204L	
E-10149	11.890	1.375"-12 RH					-		ES3205R	
E-9948	12.375"	1.25"-12 RH	1.25"				Curbside	4	ES3214R	
E-6856		1.875"-12 RH	1.36"	1.25"	1.08"	.875"-14	Curbside	3	ES3030R	
E-6857	12.688"	1.875"-12 LH					Roadside		ES3031L	
E-6864		1.438"-12 RH					Curbside	3	ES3040R	
E-6863	13.25"	1.438"-12 LH	.93"	.899"	.783"	.75"-16	Roadside		ES3039L	

# APPLICATION GUIDE

## INDEX

### A-F

<b>Dana/Spicer</b> .....	<b>27</b>
<b>Eaton</b> .....	<b>29</b>
<b>Ford</b> .....	<b>31</b>
<b>Freightliner</b> .....	<b>66</b>

### G-M

<b>GMC/Chevrolet</b> .....	<b>70</b>
<b>Kenworth</b> .....	<b>111</b>
<b>Mack</b> .....	<b>122</b>
<b>Meritor</b> .....	<b>138</b>

### N-Z


<b>Navistar</b> .....	<b>150</b>
<b>Peterbilt</b> .....	<b>185</b>
<b>Volvo</b> .....	<b>190</b>
<b>Western Star</b> .....	<b>196</b>
<b>Westport</b> .....	<b>198</b>
<b>White</b> .....	<b>200</b>

# HOW TO USE APPLICATION DATA CHARTS

1. Refer to correct Vehicle Manufacturer section. See Index for page number where each section begins.
2. Find correct Model Number in each section's own index. Model listing will begin on the page shown.

Model	Page No.
252, 282, 289, 300, 348	31
310, 320, 330, 357, 362	32

3. Representative model illustrations aid in determining model.



4. Model listings are by Axle Rating/Code and Model Year.

## 252, 282, 289, 300, 348, 352, 352H, 353, 359

### King Pin Kits

Axle Rating Lbs.	Axle Code/Year	Part Number/ Bushing Type	King Pin Size	Type	OEM Reference	Notes
12000	(FE900)	E-4434B Bronze E-4434N Nylon	9.750"	D	KIT 144 KIT 123	Tapered pin.

Some Euclid part numbers have the same base number. Suffix "B" denotes Metal Bushing. Suffix "N" denotes Nylon Bushing. Suffix "C" denotes Composite Metal/Plastic Bushings.

Refer to King Pin identification charts.

### Tie Rod Ends

Axle Rating Lbs.	Axle Code/Year	Part Number/ Location	Stud Center to Rod End	OEM Reference
12000	(FE900)	E-4611 Curbside E-4610 Roadside	4.875"	A3144R226 A3144Q225

"Curbside", "Roadside" designations for positive identification.

### Drag Links

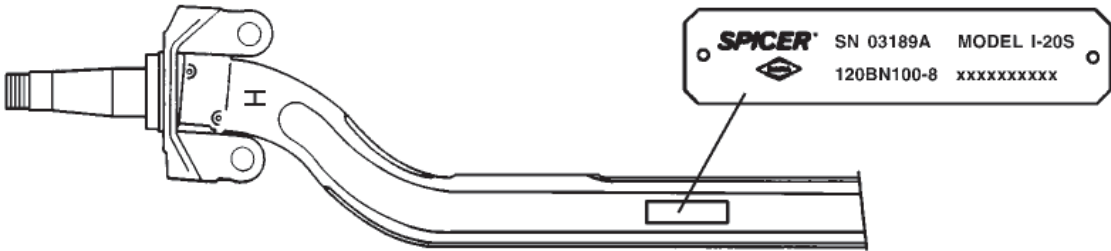
Axle Rating Lbs.	Axle Code/Year	Part Number	Stud Center to Stud Center	OEM Reference	Notes
All	All	E-6818 E-6819	14.21" 31.69"	10-02163 10-02260	L24VU7050B12, DS1179, Rpl/10-2131. L24VU7051B12, DS1180, Rpl/10-2132.

INDEX

<b>Model</b>	<b>Page</b>
I100SA thru I146SA .....	28
I50 thru I132 .....	28
I60S thru I200S .....	28

FRONT NON-DRIVE STEERING AXLE

EXAMPLE OF TAG USED IN I-BEAM FRONT AXLE



MODEL DESIGNATION:

**I - 120 S**

FRONT NON DRIVE  
STEERING AXLE

NOMINAL LOAD  
CARRYING CAPACITY CODE (below)

SPICER

- |                 |                   |
|-----------------|-------------------|
| 50 = 5,000 lbs. | 100 = 10,000 lbs. |
| 60 = 6,000 lbs. | 108 = 10,800 lbs. |
| 75 = 7,500 lbs. | 120 = 12,000 lbs. |
| 80 = 8,000 lbs. | 132 = 13,200 lbs. |

# DANA/SPICER

## I100SA thru I146SA

### Tie Rod Ends

Axle Rating Lbs.	Axle Code/Year	Part Number/Location	Stud Center to Rod End	OEM Reference	Notes
14000, 14600	I140SA, I146SA	<b>E-4615</b> Curbside	5.44"	1668408C91	Straight "I" beam.
		<b>E-4614</b> Roadside		1668407C91	
		<b>E-4631</b> Curbside	9.188"	1668410C91	
		<b>E-4630</b> Roadside		1668409C91	

## I50 thru I132

### King Pin Kits

Axle Rating Lbs.	Axle Code/Year	Part Number/ Bushing Type	King Pin Size	Type	OEM Reference	Notes
5000, 6000, 7500	I50, I60, I75	<b>E-4460B</b> Bronze	1.359" x 7.968"	A	1648204C91	
8000	I80	<b>E-6198B</b> Bronze	1.359" x 7.970"	B	1660271C91	
9000	I90	<b>E-4463B</b> Bronze	1.609" x 9.160"	A	493095C92	
		<b>E-4697B</b> Bronze		B	586806C91	
10800, 12000, 13200	I108, I120, I132	<b>E-4462B</b> Bronze	1.609" x 9.660"	A	493094C95	
		<b>E-4693B</b> Bronze		B	588808C91	
		<b>E-6875C</b> Composite			1658394C91	

### Tie Rod Ends

Axle Rating Lbs.	Axle Code/Year	Part Number/ Location	Stud Center to Rod End	OEM Reference	Notes
5000, 6000, 7500, 8000	I50, I60, I75, I80	<b>E-4605</b> Curbside	4.438"	1660273C91	
		<b>E-4604</b> Roadside		1660272C91	
9000, 10800, 12000, 13200	I90, I108, I120, I132	<b>E-5470</b> Curbside	5.44"	506662C92	Dropped I beam.
		<b>E-5469</b> Roadside		506661C92	
		<b>E-4631</b> Curbside	9.188"	1649638C91	Straight I beam.
		<b>E-4630</b> Roadside		1649637C91	

## I60S thru I200S

### King Pin Kits

Axle Rating Lbs.	Axle Code/Year	Part Number/ Bushing Type	King Pin Size	Type	OEM Reference	Notes
6000, 8000	I60S, I80S, 02ADA, 02ADB	<b>E-4460B</b> Bronze	1.359" x 7.968"	A	473695C92	
		<b>E-6198B</b> Bronze	1.359" x 7.970"	B	1660271C91	
10000, 12000	I100S, I120S, 02ADC, 02ADD, 02ADG	<b>E-9941B</b> Bronze	1.921" x 9.87"	B	1668411C91	
14000	I140S, 02ADE	<b>E-9942B</b> Bronze	2.046" x 10.120"	B	1668412C91	
16000, 18000, 20000	I160S, I180S, I200S	<b>E-11785B</b> Bronze	2.046" x 11.00"	B	220KK100	

### Tie Rod Ends

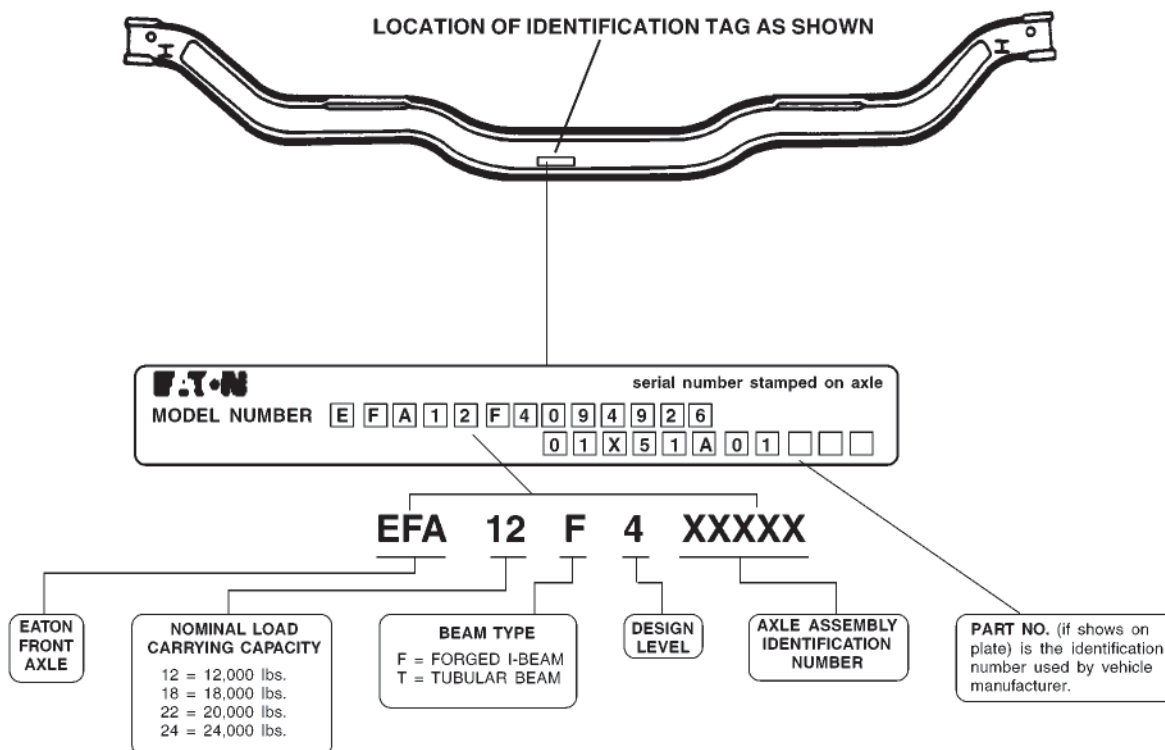
Axle Rating Lbs.	Axle Code/Year	Part Number/ Location	Stud Center to Rod End	OEM Reference	Notes
10000, 12000	I100S, I120S, 02ADC, 02ADD, 02ADG	<b>E-4615</b> Curbside	5.44"	507838C91	
		<b>E-4614</b> Roadside		507837C91	
		<b>E-4631</b> Curbside	9.188"	1649638C91	
		<b>E-4630</b> Roadside		1649637C91	
14000	I140S, 02ADE	<b>E-4615</b> Curbside	5.44"	1668408C91	Straight I beam.
		<b>E-4614</b> Roadside		1668407C91	
		<b>E-4631</b> Curbside	9.188"	1668410C91	
		<b>E-4630</b> Roadside		1668409C91	
16000, 18000, 20000	I160S, I180S, I200S	<b>E-4617</b> Curbside	5.75"	220TR116	Dropped I beam.
		<b>E-4616</b> Roadside		220TR115	
		<b>E-6856</b> Curbside	12.688"	220TR119	
		<b>E-6857</b> Roadside		220TR118	

INDEX

Model	Page
Conventional Steering Arm Axles.....	30
Integral Steering Arm Axle.....	30

NON-DRIVE FRONT STEERING AXLE

APPLICATION GUIDE (A-F)



# EATON

## Conventional Steering Arm Axles

### King Pin Kits

Axle Rating Lbs.	Axle Code/Year	Part Number/ Bushing Type	King Pin Size	Type	OEM Reference	Notes
12000, 13000	EFA-12F3, EFA-13F3 EFA-12F4, EFA-13F5	<b>E-6869C</b> Composite	1.625" x 9.195"	A	806356 806355	Tapered pin.
		<b>E-4696B</b> Bronze				
		<b>E-4696C</b> Composite				
18000, 20000, 22000, 24000	EFA-18F3, EFA-20F4, EFA-22T2, EFA-22T5, EFA-24T2, EFA-24T5	<b>E-6194C</b> Composite	1.873" x 9.965"	A	1008500	

### Tie Rod Ends

Axle Rating Lbs.	Axle Code/Year	Part Number/ Location	Stud Center to Rod End	OEM Reference	Notes
12000, 13000	EFA-12F3, EFA-13F3, EFA-12F4, EFA-13F5	<b>E-4615</b> Curbside	5.44"	1006148	
		<b>E-4614</b> Roadside		1006149	
		<b>E-8758</b> Curbside	8.125"	1009010	
		<b>E-8757</b> Roadside		1009009	
18000, 20000, 22000, 24000	EFA-18F3, EFA-20F4, EFA-22T2, EFA-22T5, EFA-24T2, EFA-24T5	<b>E-4629</b> Curbside	7.37"	820695	
		<b>E-4628</b> Roadside		820694	

## Integral Steering Arm Axle

### King Pin Kits

Axle Rating Lbs.	Axle Code/Year	Part Number/ Bushing Type	King Pin Size	Type	OEM Reference	Notes
10000, 12000, 13200	E1000I, E1200I, E1320I	<b>E-11394B</b> Bronze	1.794" x 9.02"	A	823078	

### Tie Rod Ends

Axle Rating Lbs.	Axle Code/Year	Part Number/ Location	Stud Center to Rod End	OEM Reference	Notes
10000, 12000, 13200	E1000I, E1200I, E1320I	<b>E-10137</b> Curbside	6.00"	817019	
		<b>E-10138</b> Roadside		817018	
14600	E-1460I	<b>E-4629</b> Curbside	7.37"	820695	
		<b>E-4628</b> Roadside		820694	

INDEX

Model	Page
Aeromax (New Design) A and AT 95 .....	32
B500, F500.....	32
B600, B6000 .....	32
B700, B750, B7000.....	35
C500, C550, C600, CT600, C700, CT700, C7000, C750, CT750, C800, C8000, CT800, CT8000, C850, CT850, C900, CT900, C9000, CT9000, C950, CT950, C1000, C1100.....	38
CF600, CF700.....	40
CF800, CFT800.....	41
CL900, CLT900, CL9000, CLT9000 .....	42
F1000, F1100 .....	43
F600, F6000, FT600, FT6000, F700, F7000, FT700 ..	43
F750.....	45
F800, FT800, F880, F8000 .....	46
F850, F950 .....	48
F900, F9000, FT900, FT9000 .....	49

Model	Page
HT950, H1000.....	51
L800, L8000 (Incls. LN, LNT, LS, LT, LTL and LTS) ..	52
L900, L9000 (Includes L, LL, LN, LNT, LS, LT, LTL and LTS) ....	56
LLA900, LLS900, LTLA900, LTLS900 .....	60
LN500 .....	60
LN600 .....	61
LN700, LN750.....	61
LNT880, LT880 .....	62
Louisville (New Design) L and LT 85/95.....	62
M400 Motor Home Chassis .....	63
N500, N600, N6000, N8000, N850, NT850, N950, NT950, N1000, N1100 .....	63
P400, P500, P600.....	64
T800, T850, T950.....	64
W900, WT900, W9000, WT9000, W1000, WT10000.	65



B500-700



C & CT500-8000



CL & CLT9000



F-600-850  
(From 1980 to current)



F-600-850  
(Prior to 1980)



H & HT1000



L, LN, LNT, LT500-9000



LTS900-9000



N & NT500-1000



W & WT1000



# FORD

## Aeromax (New Design) A and AT 95

### Tie Rod Ends

Axle Rating Lbs.	Axle Code/Year	Part Number/ Location	Stud Center to Rod End	OEM Reference	Notes
12000, 13000	1996-98	<b>E-11788</b> Curbside	7.75"	F6HZ-3A130AA	
		<b>E-11789</b> Roadside		F6HZ-3A131AA	

### Drag Links

Axle Rating Lbs.	Axle Code/Year	Part Number	Stud Center to Stud Center	OEM Reference	Notes
13000	1996-97	<b>E-11790</b>	18.24"	F6HZ-3304FB	

## B500, F500

### King Pin Kits

Axle Rating Lbs.	Axle Code/Year	Part Number/ Bushing Type	King Pin Size	Type	OEM Reference	Notes
5000	1961-77	<b>E-4440B</b> Bronze	1.231" x 7.860"	C	C3TZ-3111A	

### Tie Rod Ends

Axle Rating Lbs.	Axle Code/Year	Part Number/ Location	Stud Center to Rod End	OEM Reference	Notes
5000	1953-66	<b>E-4635</b> Curbside	3.50"	C1TZ-3A130A	w/Manual steering.
		<b>E-4634</b> Roadside		C1TZ-3A131A	
	1967-77	<b>E-4605</b> Curbside	4.438"	C7TZ-3A130D	
		<b>E-4604</b> Roadside		C7TZ-3A131D	

### Drag Links

Axle Rating Lbs.	Axle Code/Year	Part Number	Stud Center to Stud Center	OEM Reference	Notes
5000	1967-77	<b>E-5310</b>	16.64"	C7TZ-3304A	

## B600, B6000

### King Pin Kits

Axle Rating Lbs.	Axle Code/Year	Part Number/ Bushing Type	King Pin Size	Type	OEM Reference	Notes
5000	1961-85	<b>E-4440B</b> Bronze	1.231" x 7.860"	C	C3TZ-3111A	
5500	1963-85	<b>E-4440B</b> Bronze	1.231" x 7.860"	C	C3TZ-3111A	
6000	1967-88	<b>E-4445B</b> Bronze	1.231" x 8.910"	C	C7TZ-3111A	
		<b>E-4445N</b> Nylon				
7000	1989-99	<b>E-6195B</b> Bronze	1.299" x 7.748"	B	E8HZ-3111A	
	1961-66	<b>E-4438B</b> Bronze	1.234" x 7.438"	B	B7TZ-3111F	
		<b>E-4438N</b> Nylon				
	1967-75	<b>E-4445B</b> Bronze	1.231" x 8.910"	C	C7TZ-3111A	Before W40,001.
		<b>E-4445N</b> Nylon				
	1975-88	<b>E-4452B</b> Bronze	1.433" x 8.250"	B	D6TZ-3111A	From W40,001 w/air brakes.
	1980-88	<b>E-4445B</b> Bronze	1.231" x 8.910"	C	C7TZ-3111A	w/Hydraulic brakes.
<b>E-4445N</b> Nylon						
1989-97	<b>E-6195B</b> Bronze	1.299" x 7.748"	B	E8HZ-3111A	w/Air brakes.	
7500	1980-86	<b>E-4452B</b> Bronze	1.433" x 8.250"	B	D6TZ-3111A	w/Air brakes.
8000	1984-90	<b>E-4452B</b> Bronze	1.433" x 8.250"	B	D6TZ-3111A	w/Air brakes.
	1989-99	<b>E-9943B</b> Bronze			E9HZ-3111C	
9000	1975-90	<b>E-4452B</b> Bronze	1.433" x 8.250"	B	D6TZ-3111A	
	1989-99	<b>E-9943B</b> Bronze			E9HZ-3111C	w/Air brakes from 2/91.
14600	1995	<b>E-9945B</b> Bronze	1.810" x 10.531"	B	F5HZ-3111A	

# FORD B600, B6000 (Continued)

Tie Rod Ends

Axle Rating Lbs.	Axle Code/Year	Part Number/ Location	Stud Center to Rod End	OEM Reference	Notes	
4700	1957-62	<b>E-4635</b> Curbside	3.50"	C1TZ-3A130A		
		<b>E-4634</b> Roadside		C1TZ-3A131A		
5000	1961-66	<b>E-4635</b> Curbside	3.50"	C1TZ-3A130A	w/Manual steering.	
		<b>E-4634</b> Roadside		C1TZ-3A131A		
	1967-85	<b>E-4605</b> Curbside	4.438"	C7TZ-3A130D		
		<b>E-4604</b> Roadside		C7TZ-3A131D		
5500	1963-66	<b>E-4635</b> Curbside	3.50"	C1TZ-3A130A	w/Manual steering.	
		<b>E-4634</b> Roadside		C1TZ-3A131A		
	1967-83	<b>E-4605</b> Curbside	4.438"	C7TZ-3A130D		
		<b>E-4604</b> Roadside		C7TZ-3A131D		
6000	1967-89	<b>E-4605</b> Curbside	4.438"	C7TZ-3A130D, E8HZ-3A130A		
		<b>E-4604</b> Roadside		C7TZ-3A131D, E8HZ-3A131A		
	1990-98	<b>E-4613</b> Curbside	4.938"	F0HZ-3A130C		
		<b>E-4612</b> Roadside		F0HZ-3A131C		
		<b>E-4623</b> Curbside	6.07"	F0HZ-3A131E		
		<b>E-4622</b> Roadside		F0HZ-3A131F		
		<b>E-6864</b> Curbside	13.25"	F0HZ-3A130D		Low profile.
		<b>E-6863</b> Roadside		F0HZ-3A131D		
	1995-99	<b>E-9966</b> Curbside	7.188"	F5HZ-3A131B		
		<b>E-9965</b> Roadside		F5HZ-3A130B		
7000	1961-66	<b>E-4603</b> Curbside	3.875"	C1TZ-3A130B		
		<b>E-4602</b> Roadside		C1TZ-3A131B		
	1967-89	<b>E-4605</b> Curbside	4.438"	C7TZ-3A130D		w/Hydraulic brakes.
		<b>E-4604</b> Roadside		C7TZ-3A131D		
	1973-75	<b>E-4605</b> Curbside		C7TZ-3A130D		w/Air brakes before W40,001.
		<b>E-4604</b> Roadside		C7TZ-3A131D		
	1975-88	<b>E-4623</b> Curbside	6.07"	D5TZ-3A131A		w/Air brakes from W40,001.
		<b>E-4622</b> Roadside		D5TZ-3A130A		
	1990-94	<b>E-4613</b> Curbside	4.938"	F0HZ-3A130C		
		<b>E-4612</b> Roadside		F0HZ-3A131C		
		<b>E-4623</b> Curbside		6.07"		F0HZ-3A131E
		<b>E-4622</b> Roadside				F0HZ-3A131F
	1990-97	<b>E-6864</b> Curbside	13.25"	F0HZ-3A130D		Low profile.
		<b>E-6863</b> Roadside		F0HZ-3A131D		
1995-99	<b>E-9963</b> Curbside	6.00"	F3HZ-3A130B			
	<b>E-9962</b> Roadside		F3HZ-3A131B			
	<b>E-9966</b> Curbside		7.188"	F5HZ-3A131B		
	<b>E-9965</b> Roadside			F5HZ-3A130B		
7500	1980-89	<b>E-4623</b> Curbside	6.07"	D5TZ-3A131A	w/Air brakes.	
		<b>E-4622</b> Roadside		D5TZ-3A130A		
	1990-92	<b>E-4623</b> Curbside		F0HZ-3A131B		
		<b>E-4622</b> Roadside		F0HZ-3A130B		
8000	1984-98	<b>E-4623</b> Curbside	6.07"	F0HZ-3A131B, D5TZ-3A131A		
		<b>E-4622</b> Roadside		F0HZ-3A130B, D5TZ-3A130A		
	1995-98	<b>E-9966</b> Curbside	7.188"	F5HZ-3A131B		
		<b>E-9965</b> Roadside		F5HZ-3A130B		

APPLICATION GUIDE (A-F)

# FORD

## B600, B6000 (Continued)

### Tie Rod Ends (Continued)

Axle Rating Lbs.	Axle Code/Year	Part Number/ Location	Stud Center to Rod End	OEM Reference	Notes
9000	1975-94	<b>E-4623</b> Curbside	6.07"	F0HZ-3A131B, D5TZ-3A131A	
		<b>E-4622</b> Roadside		F0HZ-3A130B, D5TZ-3A130A	
	1995-98	<b>E-9966</b> Curbside	7.188"	F5HZ-3A131B	
		<b>E-9965</b> Roadside		F5HZ-3A130B	
14600	1995-98	<b>E-9963</b> Curbside	6.00"	F3HZ-3A130B	
		<b>E-9962</b> Roadside		F3HZ-3A131B	

### Drag Links

Axle Rating Lbs.	Axle Code/Year	Part Number	Stud Center to Stud Center	OEM Reference	Notes
5000, 5500	1967-79	<b>E-5310</b>	16.64"	C7TZ-3304A	
6000	1967-79	<b>E-5310</b>	16.64"	C7TZ-3304A	w/Manual steering.
	1980-88	<b>E-5338</b>	19.25"	E0HZ-3304A	To 12/87.
	1989-92	<b>E-6827</b>	20.66"	E8HZ-3304B, F0HZ-3304G	
	1995-98	<b>E-9937</b>	21.23"	F5HZ-3304A	
7000	1967-79	<b>E-5310</b>	16.64"	C7TZ-3304A	w/Manual steering.
	1980-88	<b>E-5338</b>	19.25"	E0HZ-3304A	To 12/87.
	1989-92	<b>E-6827</b>	20.66"	E8HZ-3304B, F0HZ-3304G	
	1995-98	<b>E-9937</b>	21.23"	F5HZ-3304A	
7500	1980-88	<b>E-5338</b>	19.25"	E0HZ-3304A	
8000	1980-87	<b>E-5339</b>	19.23"	E0HZ-3304B	
	1992-93	<b>E-9934</b>	19.47"	F2HZ-3304D	Before 5/93.
	1993-98	<b>E-9936</b>	19.43"	F4HZ-3304A	After 5/93.
9000	1980-87	<b>E-5339</b>	19.23"	E0HZ-3304B	
	1992-93	<b>E-9934</b>	19.47"	F2HZ-3304D	Before 5/93.
	1993-98	<b>E-9936</b>	19.43"	F4HZ-3304A	After 5/93.
10000, 12000	1990-91	<b>E-6836</b>	19.23"	F0HZ-3304A	

# FORD

## B700, B750, B7000

### King Pin Kits

Axle Rating Lbs.	Axle Code/Year	Part Number/ Bushing Type	King Pin Size	Type	OEM Reference	Notes	
5000, 5500 6000	1961-76	<b>E-4440B</b> Bronze	1.231" x 7.860"	C	C3TZ-3111A		
	1967-88	<b>E-4445B</b> Bronze	1.231" x 8.910"	C	C7TZ-3111A		
<b>E-4445N</b> Nylon							
7000	1989-99	<b>E-6195B</b> Bronze	1.299" x 7.748"	B	E8HZ-3111A		
	1967-75	<b>E-4445B</b> Bronze	1.231" x 8.910"	C	C7TZ-3111A	1973-83 w/hydraulic brakes.	
		<b>E-4445N</b> Nylon					
	1967-86	<b>E-4445B</b> Bronze					
		<b>E-4445N</b> Nylon					
	1975	<b>E-4452B</b> Bronze	1.433" x 8.250"	B	D6TZ-3111A	w/Air brakes from W40,001.	
	1980-88	<b>E-4452B</b> Bronze				w/Air brakes.	
1989-97	<b>E-6195B</b> Bronze	1.299" x 7.748"	B	E8HZ-3111A	w/Air brakes.		
7500	1980-86	<b>E-4452B</b> Bronze	1.433" x 8.250"	B	D6TZ-3111A	w/Air brakes.	
8000	1984-90	<b>E-4452B</b> Bronze	1.433" x 8.250"	B	D6TZ-3111A	w/Air brakes.	
	1989-99	<b>E-9943B</b> Bronze			E9HZ-3111C	w/Air brakes from 2/91.	
9000	1971-78	<b>E-4441B</b> Bronze	1.434" x 8.500"	B	D1HZ-3111A		
	1977-90	<b>E-4452B</b> Bronze	1.433" x 8.250"	B	D6TZ-3111A		
	1989-99	<b>E-9943B</b> Bronze			E9HZ-3111C	w/Air brakes from 2/91.	
14600	1995	<b>E-9945B</b> Bronze	1.810" x 10.531"	B	F5HZ-3111A		

APPLICATION GUIDE (A-F)

### Tie Rod Ends

Axle Rating Lbs.	Axle Code/Year	Part Number/ Location	Stud Center to Rod End	OEM Reference	Notes	
5000	1967-76	<b>E-4605</b> Curbside	4.438"	C7TZ-3A130D		
		<b>E-4604</b> Roadside		C7TZ-3A131D		
5500	1961-66	<b>E-4635</b> Curbside	3.50"	C1TZ-3A130A	w/Manual steering.	
		<b>E-4634</b> Roadside		C1TZ-3A131A		
	1967-76	<b>E-4605</b> Curbside	4.438"	C7TZ-3A130D		
		<b>E-4604</b> Roadside		C7TZ-3A131D		
6000	1967-89	<b>E-4605</b> Curbside	4.438"	C7TZ-3A130D, E8HZ-3A130A		
		<b>E-4604</b> Roadside		C7TZ-3A131D, E8HZ-3A131A		
	1990-98	<b>E-4613</b> Curbside	4.938"	F0HZ-3A130C		
		<b>E-4612</b> Roadside		F0HZ-3A131C		
		<b>E-4623</b> Curbside	6.07"	F0HZ-3A131E		
		<b>E-4622</b> Roadside		F0HZ-3A131F		
		<b>E-6864</b> Curbside	13.25"	F0HZ-3A130D	Low profile.	
		<b>E-6863</b> Roadside		F0HZ-3A131D		
	1995-99		<b>E-9963</b> Curbside	6.00"	F3HZ-3A130B	
			<b>E-9962</b> Roadside		F3HZ-3A131B	
			<b>E-9966</b> Curbside	7.188"	F5HZ-3A131B	
<b>E-9965</b> Roadside				F5HZ-3A130B		

# FORD

## B700, B750, B7000 (Continued)

### Tie Rod Ends (Continued)

Axle Rating Lbs.	Axle Code/Year	Part Number/ Location	Stud Center to Rod End	OEM Reference	Notes
7000	1967-75	<b>E-4605</b> Curbside	4.438"	C7TZ-3A130D	w/Air brakes to W40,001.
		<b>E-4604</b> Roadside		C7TZ-3A131D	
	1967-88	<b>E-4605</b> Curbside		C7TZ-3A130D	1973-83 w/hydraulic brakes.
		<b>E-4604</b> Roadside		C7TZ-3A131D	
	1975-88	<b>E-4623</b> Curbside	6.07"	D5TZ-3A131A	w/Air brakes from W40,001.
		<b>E-4622</b> Roadside		D5TZ-3A130A	
	1989	<b>E-4605</b> Curbside	4.438"	C7TZ-3A130D, E8HZ-3A130A	w/Air brakes.
		<b>E-4604</b> Roadside		C7TZ-3A131D, E8HZ-3A131A	
	1990-94	<b>E-4623</b> Curbside	6.07"	F0HZ-3A131E, D5TZ-3A130A	
		<b>E-4622</b> Roadside		F0HZ-3A131F, D5TZ-3A131A	
	1990-97	<b>E-6864</b> Curbside	13.25"	F0HZ-3A130D	Low profile.
		<b>E-6863</b> Roadside		F0HZ-3A131D	
1995-99	<b>E-9963</b> Curbside	6.00"	F3HZ-3A130B		
	<b>E-9962</b> Roadside		F3HZ-3A131B		
	<b>E-9966</b> Curbside	7.188"	F5HZ-3A131B		
	<b>E-9965</b> Roadside		F5HZ-3A130B		
7500	1977-86	<b>E-4623</b> Curbside	6.07"	D5TZ-3A131A	w/Air brakes.
		<b>E-4622</b> Roadside		D5TZ-3A130A	
8000	1984-98	<b>E-4623</b> Curbside	6.07"	D5TZ-3A131A	
		<b>E-4622</b> Roadside		D5TZ-3A130A	
	1995-99	<b>E-9966</b> Curbside	7.188"	F5HZ-3A131B	
		<b>E-9965</b> Roadside		F5HZ-3A130B	
9000	1977-94	<b>E-4623</b> Curbside	6.07"	D5TZ-3A131A	
		<b>E-4622</b> Roadside		D5TZ-3A130A	
	1995-98	<b>E-9966</b> Curbside	7.188"	F5HZ-3A131B	
		<b>E-9965</b> Roadside		F5HZ-3A130B	
14600	1995-98	<b>E-9963</b> Curbside	6.00"	F3HZ-3A130B	
		<b>E-9962</b> Roadside		F3HZ-3A131B	

Axle Rating Lbs.	Axle Code/Year	Part Number	Stud Center to Stud Center	OEM Reference	Notes
5000, 5500	1973-75	<b>E-5310</b>	16.64"	C7TZ-3304A	To W20,001.
6000	1967-68	<b>E-5310</b>		C7TZ-3304A	w/Power steering.
	1967-75	<b>E-5310</b>	16.64"		w/Manual steering.
	1977-79	<b>E-5310</b>			w/Hydraulic brakes.
	1980-87	<b>E-5338</b>	19.25"	E0HZ-3304A	
	1989-92	<b>E-6827</b>	20.66"	E8HZ-3304B, F0HZ-3304G	
	1995-98	<b>E-9937</b>	21.23"	F5HZ-3304A	
7000	1967-68	<b>E-5310</b>		C7TZ-3304A	w/Power steering.
	1967-72	<b>E-5310</b>	16.64"		w/Manual steering.
	1973-75	<b>E-5310</b>			w/Power steering to W20,001.
	1980-87	<b>E-5338</b>	19.25"	E0HZ-3304A	
	1989-92	<b>E-6827</b>	20.66"	E8HZ-3304B, F0HZ-3304G	
	1995-98	<b>E-9937</b>	21.23"	F5HZ-3304A	
7500	1980-88	<b>E-5338</b>	19.25"	E0HZ-3304A	
8000	1980-87	<b>E-5339</b>	19.23"	E3HZ-3304B, E0HZ-3304B	
	1992-93	<b>E-9934</b>	19.47"	F2HZ-3304D	Before 5/93.
	1993-98	<b>E-9936</b>	19.43"	F4HZ-3304A	After 5/93.
9000	1977-79	<b>E-5310</b>	16.64"	C7TZ-3304A	w/Hydraulic brakes.
	1980-87	<b>E-5339</b>	19.23"	E3HZ-3304B, E0HZ-3304B	
	1992-93	<b>E-9934</b>	19.47"	F2HZ-3304D	Before 5/93.
	1993-98	<b>E-9936</b>	19.43"	F4HZ-3304A	After 5/93.
10000, 12000	1990-91	<b>E-6836</b>	19.23"	F0HZ-3304A	

# FORD

**C500, C550, C600, CT600, C700, CT700, C7000, C750, CT750, C800, C8000, CT800, CT8000, C850, CT850, C900, CT900, C9000, CT9000, C950, CT950, C1000, C1100**

King Pin Kits

Axle Rating Lbs.	Axle Code/Year	Part Number/ Bushing Type	King Pin Size	Type	OEM Reference	Notes
6000	1968-70	<b>E-4438B</b> Bronze	1.234" x 7.438"	B	B7TZ-3111F	From C70,001-G90,001.
		<b>E-4438N</b> Nylon			C2TZ-3111F	
	1970-79	<b>E-4445B</b> Bronze	1.231" x 8.910"	C	C7TZ-3111A	From G90,001.
		<b>E-4445N</b> Nylon				
7000	1957-70	<b>E-4438B</b> Bronze	1.234" x 7.438"	B	B7TZ-3111F	Before G90,001.
		<b>E-4438N</b> Nylon			C2TZ-3111F	
	1970-89	<b>E-4445B</b> Bronze	1.231" x 8.910"	C	C7TZ-3111A	w/Hydraulic brakes from G90,001 or w/Air brakes from G90,001 - W40,001.
<b>E-4445N</b> Nylon						
	1975-90	<b>E-4452B</b> Bronze	1.433" x 8.250"	B	D6TZ-3111A	w/Air brakes from W40,001.
8000	1989-99	<b>E-9943B</b> Bronze	1.433" x 8.250"	B	E9HZ-3111C	Air brakes from 2/91.
9000	1960-90	<b>E-4441B</b> Bronze	1.434" x 8.500"	B	C2TZ-3111G, D1HZ-3111A	w/Hydraulic brakes.
		<b>E-4445B</b> Bronze			1.231" x 8.910"	
	<b>E-4445N</b> Nylon					
	1973-90	<b>E-4457B</b> Bronze	1.607" x 9.080"	B	D6HZ-3111B	w/Air brakes from W40,001.
	1980-86	<b>E-4459C</b> Composite	1.794" x 10.070"		D6HZ-3111C	w/Air brakes.
	1987-89	<b>E-4452B</b> Bronze	1.433" x 8.250"		D6TZ-3111A	
	1989-99	<b>E-9943B</b> Bronze			E9HZ-3111C	Air brakes from 2/91.
	1990	<b>E-4457B</b> Bronze	1.607" x 9.080"		D6HZ-3111B	
		<b>E-4459C</b> Composite	1.794" x 10.070"		D6HZ-3111C	
10000	1990	<b>E-6196B</b> Bronze	1.794" x 10.070"	B	F0HZ-3111A	Aluminum axle.
11000	1964-78	<b>E-4449B</b> Bronze	1.607" x 8.740"	B	C4TZ-3111A, D0HZ-3111A	Center point steering.
12000	1960-79	<b>E-4442B</b> Bronze	1.794" x 9.120"	B	D1HZ-3111B	w/Hydraulic brakes from 1973.
		<b>E-4449B</b> Bronze			1.607" x 8.740"	
	1973-75	<b>E-4442B</b> Bronze	1.794" x 9.120"			D1HZ-3111B
	1975-79	<b>E-4457B</b> Bronze	1.607" x 9.080"		D6HZ-3111B	
	1975-90	<b>E-4459B</b> Bronze	1.794" x 10.070"		D6HZ-3111A	Except aluminum axle. Bearing 3.26" OD x .94" thick.
	1980-89	<b>E-4457B</b> Bronze	1.607" x 9.080"		D6HZ-3111B	
	1990	<b>E-6196B</b> Bronze	1.794" x 10.070"		F0HZ-3111A	Aluminum axle.
	14600	1995-98	<b>E-9945B</b> Bronze	1.810" x 10.531"	B	F5HZ-3111A
15000	1975-79	<b>E-4458B</b> Bronze	1.999" x 11.212"	B	D5HZ-3111C	w/Air brakes from W40,001.
		<b>E-4458C</b> Composite				
16000	1975-90	<b>E-4458B</b> Bronze	1.999" x 11.212"	B	D5HZ-3111C	
		<b>E-4458C</b> Composite				
18000	1975-90	<b>E-4458B</b> Bronze	1.999" x 11.212"	B	D5HZ-3111C	w/Air brakes from W40,001.
		<b>E-4458C</b> Composite				

# FORD

## C500, C550, C600, CT600, C700, CT700, C7000, C750, CT750, C800, C8000, CT800, CT8000, C850, CT850, C900, CT900, C9000, CT9000, C950, CT950, C1000, C1100 (Continued)

### Tie Rod Ends

Axle Rating Lbs.	Axle Code/Year	Part Number/ Location	Stud Center to Rod End	OEM Reference	Notes		
5000	1961-66	<b>E-4635</b> Curbside	3.50"	C1TZ-3A130A	w/Manual steering.		
		<b>E-4634</b> Roadside		C1TZ-3A131A			
5500	1963-66	<b>E-4635</b> Curbside	3.50"	C1TZ-3A130A	w/Manual steering.		
		<b>E-4634</b> Roadside		C1TZ-3A131A			
	1967-79	<b>E-4605</b> Curbside	4.438"	C7TZ-3A130D			
		<b>E-4604</b> Roadside		C7TZ-3A131D			
6000	1968-70	<b>E-4603</b> Curbside	3.875"	C1TZ-3A130B	From C70,001-G90,001, C550 only.		
		<b>E-4602</b> Roadside		C1TZ-3A131B			
	1970-79	<b>E-4605</b> Curbside	4.438"	C7TZ-3A130D	From G90,001.		
		<b>E-4604</b> Roadside		C7TZ-3A131D			
7000	1953-70	<b>E-4603</b> Curbside	3.875"	C1TZ-3A130B	To G90,001.		
		<b>E-4602</b> Roadside		C1TZ-3A131B			
	1970-89	<b>E-4605</b> Curbside	4.438"	C7TZ-3A130D	w/Hydraulic brakes from G90,001.		
		<b>E-4604</b> Roadside		C7TZ-3A131D			
	1971-75	<b>E-4605</b> Curbside		C7TZ-3A130D	w/Air brakes to W40,001.		
		<b>E-4604</b> Roadside		C7TZ-3A131D			
1975-89		<b>E-4623</b> Curbside	6.07"	D5TZ-3A131A	w/Air brakes from W40,001.		
		<b>E-4622</b> Roadside		D5TZ-3A130A			
9000	1960-89	<b>E-4611</b> Curbside	4.875"	C8TZ-3A130A			
		<b>E-4610</b> Roadside		C1TZ-3A131C			
	1975-90	<b>E-4623</b> Curbside	6.07"	D5TZ-3A131A			
		<b>E-4622</b> Roadside		D5TZ-3A130A			
10000, 11000	1990	<b>E-4615</b> Curbside	5.44"	E3HZ-3A130A, E4HZ-3A130A	w/Aluminum axle.		
		<b>E-4614</b> Roadside		E3HZ-3A131A, E4HZ-3A131A			
12000	1961-70	<b>E-4618</b> Curbside	5.75"	B8TZ-3A131B	Before G70,001.		
		<b>E-4619</b> Roadside		B8TZ-3A130B			
	1970-80	<b>E-4617</b> Curbside		D0HZ-3A130C			
		<b>E-4616</b> Roadside		D0HZ-3A131C			
	1975-90	<b>E-4615</b> Curbside	5.44"	D0HZ-3A130A			
		<b>E-4614</b> Roadside		D0HZ-3A131A			
	1980-90		<b>E-4615</b> Curbside		E3HZ-3A130A, E4HZ-3A130A	w/Aluminum axle.	
			<b>E-4614</b> Roadside		E3HZ-3A131A, E4HZ-3A131A		
<b>E-4618</b> Curbside			5.75"		B8TZ-3A131B		
<b>E-4619</b> Roadside					B8TZ-3A130B		
1964-75	<b>E-4617</b> Curbside		D0HZ-3A130C				
	<b>E-4616</b> Roadside		D0HZ-3A131C				
1975-80	<b>E-4615</b> Curbside	5.44"	E3HZ-3A130A, E4HZ-3A130A	w/Air brakes from W40,001.			
	<b>E-4614</b> Roadside		E3HZ-3A131A, E4HZ-3A131A				
16000	1975-89	<b>E-4615</b> Curbside	5.44"	D0HZ-3A130A	w/Air brakes from W40,001.		
		<b>E-4614</b> Roadside		D0HZ-3A131A			
	1975-90	<b>E-4615</b> Curbside		E3HZ-3A130A, E4HZ-3A130A	1980-81 all brakes.		
		<b>E-4614</b> Roadside		E3HZ-3A131A, E4HZ-3A131A			



# FORD

**C500, C550, C600, CT600, C700, CT700, C7000, C750, CT750, C800, C8000, CT800, CT8000, C850, CT850, C900, CT900, C9000, CT9000, C950, CT950, C1000, C1100**

**(Continued)**

## Tie Rod Ends (Continued)

Axle Rating Lbs.	Axle Code/Year	Part Number/ Location	Stud Center to Rod End	OEM Reference	Notes
18000	1975-89	<b>E-4615</b> Curbside	5.44"	D0HZ-3A130A	From W40,001.
		<b>E-4614</b> Roadside		D0HZ-3A131A	
	1975-90	<b>E-4615</b> Curbside	5.44"	E3HZ-3A130A, E4HZ-3A130A	
		<b>E-4614</b> Roadside		E3HZ-3A131A, E4HZ-3A131A	
	1998	<b>E-9966</b> Curbside	7.188"	F5HZ-3A131B	
		<b>E-9965</b> Roadside		F5HZ-3A130B	
20000	1998	<b>E-9966</b> Curbside	7.188"	F5HZ-3A131B	
		<b>E-9965</b> Roadside		F5HZ-3A130B	

## Drag Links

Axle Rating Lbs.	Axle Code/Year	Part Number	Stud Center to Stud Center	OEM Reference	Notes
6000	1980-87	<b>E-5338</b>	19.25"	E0HZ-3304A	
7000, 7500	1980-86	<b>E-5338</b>	19.25"	E0HZ-3304A	
8000, 9000	1980-86	<b>E-5339</b>	19.23"	E3HZ-3304B	

## CF600, CF700

### King Pin Kits

Axle Rating Lbs.	Axle Code/Year	Part Number/ Bushing Type	King Pin Size	Type	OEM Reference	Notes
9000	1986-89	<b>E-4457B</b> Bronze	1.607" x 9.080"	B	D6HZ-3111B	
		<b>E-4459C</b> Composite	1.794" x 10.070"		D6HZ-3111C	
	1989-98	<b>E-6197B</b> Bronze	1.607" x 9.080"	E9HZ-3111B	w/Screw-in end caps.	
11000	1987-89	<b>E-4459B</b> Bronze	1.794" x 10.070"	B	D6HZ-3111A	Bearing 3.26" OD x .94" thick.
12000	1986-90	<b>E-4459B</b> Bronze	1.794" x 10.070"	B	D6HZ-3111A	Bearing 3.26" OD x .94" thick.
	1989-91	<b>E-6196B</b> Bronze			E9HZ-3111A	
13000	1990-98	<b>E-6196B</b> Bronze	1.794" x 10.070"	B	E9HZ-3111A	w/Steel axle.

## Tie Rod Ends

Axle Rating Lbs.	Axle Code/Year	Part Number/ Location	Stud Center to Rod End	OEM Reference	Notes
9000	1990-94	<b>E-4623</b> Curbside	6.07"	F0HZ-3A131E, E6HZ-3A130A	
		<b>E-4622</b> Roadside		F0HZ-3A131F, E6HZ-3A131A	
12000	1990-91	<b>E-4615</b> Curbside	5.44"	E4HZ-3A130A	w/Steel axle.
		<b>E-4614</b> Roadside		E4HZ-3A131A	
	1992-94	<b>E-9963</b> Curbside	6.00"	F1HZ-3A130A, F3HZ-3A130B	
		<b>E-9962</b> Roadside		F1HZ-3A131A, F3HZ-3A131B	
13000	1990-91	<b>E-4615</b> Curbside	5.44"	E4HZ-3A130A	w/Steel axle.
		<b>E-4614</b> Roadside		E4HZ-3A131A	
	1992-98	<b>E-9963</b> Curbside	6.00"	F1HZ-3A130A, F3HZ-3A130B	
		<b>E-9962</b> Roadside		F1HZ-3A131A, F3HZ-3A131B	

# FORD

## CF600, CF700 (Continued)

### Drag Links

Axle Rating Lbs.	Axle Code/Year	Part Number	Stud Center to Stud Center	OEM Reference	Notes
9000,12000, 13000	1991-94	<b>E-9931</b>	37.13"	F1HZ-3304L	

## CF800, CFT800

### King Pin Kits

Axle Rating Lbs.	Axle Code/Year	Part Number/ Bushing Type	King Pin Size	Type	OEM Reference	Notes
9000	1986-88	<b>E-4459C</b> Composite	1.794" x 10.070"	B	D6HZ-3111C	
	1986-89	<b>E-4457B</b> Bronze	1.607" x 9.080"		D6HZ-3111B	To 1/89
	1989-98	<b>E-6197B</b> Bronze			E9HZ-3111B	From 1/89, with screw-in end caps.
11000	1987-89	<b>E-4459B</b> Bronze	1.794" x 10.070"	B	D6HZ-3111A	Bearing 3.26" OD x .94" thick.
12000	1986-89	<b>E-4459B</b> Bronze	1.794" x 10.070"	B	D6HZ-3111A	Bearing 3.26" OD x .94" thick.
	1989-91	<b>E-6196B</b> Bronze			E9HZ-3111A	w/Screw-in end caps.
13000	1987-90	<b>E-4459B</b> Bronze	1.794" x 10.070"	B	D6HZ-3111A	Bearing 3.26" OD x .94" thick.
	1990-91	<b>E-6196B</b> Bronze			E9HZ-3111A	w/Steel axle.

### Tie Rod Ends

Axle Rating Lbs.	Axle Code/Year	Part Number/ Location	Stud Center to Rod End	OEM Reference	Notes
9000	1986-94	<b>E-4623</b> Curbside	6.07"	F0HZ-3A131B	
		<b>E-4622</b> Roadside		F0HZ-3A130B	
	1995-98	<b>E-9966</b> Curbside	7.188"	F5HZ-3A131B	
		<b>E-9965</b> Roadside		F5HZ-3A130B	
11000	1987-98	<b>E-4623</b> Curbside	6.07"	F0HZ-3A131B, E6HZ-3A130A	
		<b>E-4622</b> Roadside		F0HZ-3A130B, E6HZ-3A131A	
12000	1986-98	<b>E-4623</b> Curbside	6.07"	F0HZ-3A131B, E6HZ-3A130A	
		<b>E-4622</b> Roadside		F0HZ-3A130B, E6HZ-3A131A	
	1990-91	<b>E-4615</b> Curbside	5.44"	E4HZ-3A130A	w/Steel axle.
		<b>E-4614</b> Roadside		E4HZ-3A131A	
	1992-94	<b>E-9963</b> Curbside	6.00"	F1HZ-3A130A, F3HZ-3A130B	
		<b>E-9962</b> Roadside		F1HZ-3A131A, F3HZ-3A131B	
13000	1987-92	<b>E-4623</b> Curbside	6.07"	F0HZ-3A131B, E6HZ-3A130	
		<b>E-4622</b> Roadside		F0HZ-3A130B, E6HZ-3A131A	
	1990-91	<b>E-4615</b> Curbside	5.44"	E4HZ-3A130A	
		<b>E-4614</b> Roadside		E4HZ-3A131A	
	1992-98	<b>E-9963</b> Curbside	6.00"	F1HZ-3A130A, F3HZ-3A130B	
		<b>E-9962</b> Roadside		F1HZ-3A131A, F3HZ-3A131B	

### Drag Links

Axle Rating Lbs.	Axle Code/Year	Part Number	Stud Center to Stud Center	OEM Reference	Notes
9000,12000, 13000	1991-98	<b>E-9931</b>	37.13"	F1HZ-3304L	

# FORD

## CL900, CLT900, CL9000, CLT9000

### King Pin Kits

Axle Rating Lbs.	Axle Code/Year	Part Number/ Bushing Type	King Pin Size	Type	OEM Reference	Notes
11000	1987-89	<b>E-4459B</b> Bronze	1.794" x 10.070"	B	D6HZ-3111A	Bearing 3.26" OD x .94" thick. w/Steel axle.
12000	1978-86	<b>E-4459B</b> Bronze	1.794" x 10.070"	B	D6HZ-3111A	Bearing 3.26" OD x .94" thick. w/Steel axle.
	1987-88	<b>E-4459B</b> Bronze				Bearing 3.26" OD x .94" thick. w/Steel axle.
	1989-91	<b>E-6196B</b> Bronze				E9HZ-3111A w/Screw-in end caps and steel axle.
13000	1978-88	<b>E-4459B</b> Bronze	1.794" x 10.070"	B	D6HZ-3111A	Bearing 3.26" OD x .94" thick. w/Steel axle.
	1989	<b>E-6196B</b> Bronze				E9HZ-3111A w/Screw-in end caps and steel axle.

### Tie Rod Ends

Axle Rating Lbs.	Axle Code/Year	Part Number/ Location	Stud Center to Rod End	OEM Reference	Notes
11000	1987-89	<b>E-4615</b> Curbside	5.44"	E3HZ-3A130A	w/Steel or aluminum axles.
		<b>E-4614</b> Roadside		E3HZ-3A131A	
12000	1978-91	<b>E-4615</b> Curbside	5.44"	D0HZ-3A130A	w/Steel or aluminum axles.
		<b>E-4614</b> Roadside		D0HZ-3A131A	
13000	1980-86	<b>E-4615</b> Curbside	5.44"	D0HZ-3A130A	
		<b>E-4614</b> Roadside		D0HZ-3A131A	

## F1000, F1100

### King Pin Kits

Axle Rating Lbs.	Axle Code/Year	Part Number/ Bushing Type	King Pin Size	Type	OEM Reference	Notes
9000	1962-69	<b>E-4441B</b> Bronze	1.434" x 8.500"	B	D1HZ-3111A	
11000	1964-65	<b>E-4449B</b> Bronze	1.607" x 8.740"	B	D0HZ-3111C	Center point steering.
12000	1962-69	<b>E-4442B</b> Bronze	1.794" x 9.120"	B	D1HZ-3111B	
	1966-69	<b>E-4449B</b> Bronze	1.607" x 8.740"	B	D0HZ-3111C	Center point steering.

### Tie Rod Ends

Axle Rating Lbs.	Axle Code/Year	Part Number/ Location	Stud Center to Rod End	OEM Reference	Notes
9000	1962-69	<b>E-4611</b> Curbside	4.875"	C8TZ-3A130A	
		<b>E-4610</b> Roadside		C1TZ-3A131C	
12000, 15000	1962-69	<b>E-4618</b> Curbside	5.75"	B8TZ-3A131B	
		<b>E-4619</b> Roadside		B8TZ-3A130B	

Axle Rating Lbs.	Axle Code/Year	Part Number/ Bushing Type	King Pin Size	Type	OEM Reference	Notes
5000	1961-79	<b>E-4440B</b> Bronze	1.231" x 7.860"	C	C3TZ-3111A	
5500	1961-86	<b>E-4440B</b> Bronze	1.231" x 7.860"	C	C3TZ-3111A	
6000	1967-88	<b>E-4445B</b> Bronze	1.231" x 8.910"	C	C7TZ-3111A	
		<b>E-4445N</b> Nylon				
7000	1989-99	<b>E-6195B</b> Bronze	1.299" x 7.748"	B	E8HZ-3111A	
	1960-70	<b>E-4438B</b> Bronze	1.234" x 7.438"	B	B7TZ-3111F	To G90,001.
		<b>E-4438N</b> Nylon			C2TZ-3111F	
	1967-75	<b>E-4445B</b> Bronze	1.231" x 8.910"	C	C7TZ-3111A	w/Air brakes before W40,001.
		<b>E-4445N</b> Nylon				
	1970-88	<b>E-4445B</b> Bronze				w/Hydraulic brakes from G90,001.
<b>E-4445N</b> Nylon						
1975-88	<b>E-4452B</b> Bronze	1.433" x 8.250"	B	D6TZ-3111A	w/Air brakes from W40,001.	
1989-97	<b>E-6195B</b> Bronze	1.299" x 7.748"		E8HZ-3111A	w/Hydraulic brakes.	
8000	1987-90	<b>E-4452B</b> Bronze	1.433" x 8.250"	B	E7TZ-3111A	w/Air brakes.
	1989-99	<b>E-9943B</b> Bronze			E9HZ-3111C	w/Air brakes from 2/91.
9000	1975-90	<b>E-4452B</b> Bronze	1.433" x 8.250"	B	D6TZ-3111A	w/Air brakes from W40,001; 1980-84 all brakes.
	1983	<b>E-4459C</b> Composite	1.794" x 10.070"		D6HZ-3111C	w/Air brakes.
	1983-90	<b>E-4457B</b> Bronze	1.607" x 9.080"		D6HZ-3111B	Heavy duty w/air brakes.
	1989-99	<b>E-9943B</b> Bronze	1.433" x 8.250"		E9HZ-3111C	w/Air brakes from 2/91.
10000	1987-90	<b>E-4459B</b> Bronze	1.794" x 10.070"	B	D6HZ-3111A	Except aluminum axle.
	1990-99	<b>E-6196B</b> Bronze			E9HZ-3111A	w/Steel axle.
12000	1982-88	<b>E-4459B</b> Bronze	1.794" x 10.070"	B	D6HZ-3111A	
	1989-94	<b>E-6196B</b> Bronze			E9HZ-3111A	w/Screw-in end caps.
14600	1995	<b>E-9945B</b> Bronze	1.810" x 10.531"	B	F5HZ-3111A	

### Tie Rod Ends

Axle Rating Lbs.	Axle Code/Year	Part Number/ Location	Stud Center to Rod End	OEM Reference	Notes
4700	1957-62	<b>E-4635</b> Curbside	3.50"	C1TZ-3A130A	
		<b>E-4634</b> Roadside		C1TZ-3A131A	
5000	1953-66	<b>E-4635</b> Curbside	3.50"	C1TZ-3A130A	w/Manual steering.
		<b>E-4634</b> Roadside		C1TZ-3A131A	
	1967-79	<b>E-4605</b> Curbside	4.438"	C7TZ-3A130D	
		<b>E-4604</b> Roadside		C7TZ-3A131D	
5500	1961-66	<b>E-4635</b> Curbside	3.50"	C1TZ-3A130A	w/Manual steering.
		<b>E-4634</b> Roadside		C1TZ-3A131A	
	1967-86	<b>E-4605</b> Curbside	4.438"	C7TZ-3A130D	
		<b>E-4604</b> Roadside		C7TZ-3A131D	
6000	1967-90	<b>E-4605</b> Curbside	4.438"	C7TZ-3A130D	
		<b>E-4604</b> Roadside		C7TZ-3A131D	
	1990	<b>E-4613</b> Curbside	4.938"	F0HZ-3A130C	Except low profile option.
		<b>E-4612</b> Roadside		F0HZ-3A131C	
	1990-93	<b>E-6864</b> Curbside	13.25"	F0HZ-3A131D	
		<b>E-6863</b> Roadside		F0HZ-3A130D	
	1990-94	<b>E-4623</b> Curbside	6.07"	F0HZ-3A131E	
		<b>E-4622</b> Roadside		F0HZ-3A131F	
1995	<b>E-9966</b> Curbside	7.188"	F5HZ-3A131B		
	<b>E-9965</b> Roadside		F5HZ-3A130B		

# FORD

## F600, F6000, FT600, FT6000, F700, F7000, FT700 (Continued)

### Tie Rod Ends (Continued)

Axle Rating Lbs.	Axle Code/Year	Part Number/ Location	Stud Center to Rod End	OEM Reference	Notes	
7000	1961-66	<b>E-4603</b> Curbside	3.875"	C1TZ-3A130B		
		<b>E-4602</b> Roadside		C1TZ-3A131B		
	1967-90	<b>E-4605</b> Curbside	4.438"	C7TZ-3A130D		w/Hydraulic brakes; 1989-90 except low profile option.
		<b>E-4604</b> Roadside		C7TZ-3A131D		
	1973-75	<b>E-4605</b> Curbside		C7TZ-3A130D		w/Air brakes to W40,001.
		<b>E-4604</b> Roadside		C7TZ-3A131D		
	1975-88	<b>E-4623</b> Curbside	6.07"	D5TZ-3A131A		w/Air brakes from W40,001.
		<b>E-4622</b> Roadside		D5TZ-3A130A		
	1990-94	<b>E-4623</b> Curbside		F0HZ-3A131E		
		<b>E-4622</b> Roadside		F0HZ-3A131F		
	1990-97	<b>E-6864</b> Curbside	13.25"	F0HZ-3A131D		w/Hydraulic brakes and low profile option.
		<b>E-6863</b> Roadside		F0HZ-3A130D		
	1995	<b>E-9966</b> Curbside	7.188"	F5HZ-3A131B		
		<b>E-9965</b> Roadside		F5HZ-3A130B		
1995-99	<b>E-9963</b> Curbside	6.00"	F3HZ-3A130B			
	<b>E-9962</b> Roadside		F3HZ-3A131B			
8000	1987-98	<b>E-4623</b> Curbside	6.07"	D5TZ-3A131A		
		<b>E-4622</b> Roadside		D5TZ-3A130A		
	1995-99	<b>E-9966</b> Curbside	7.188"	F5HZ-3A131B		
		<b>E-9965</b> Roadside		F5HZ-3A130B		
9000	1968-79	<b>E-4611</b> Curbside	4.875"	C8TZ-3A130A	w/Hydraulic brakes from 1973. w/ Manual steering only.	
		<b>E-4610</b> Roadside		C1TZ-3A131C		
	1973-75	<b>E-4611</b> Curbside		C8TZ-3A130A	w/Air brakes to W40,001. w/Manual steering only.	
		<b>E-4610</b> Roadside		C1TZ-3A131C		
	1975-94	<b>E-4623</b> Curbside	6.07"	D5TZ-3A131A		
		<b>E-4622</b> Roadside		D5TZ-3A130A		
	1995-99	<b>E-9966</b> Curbside	7.188"	F5HZ-3A131B		
		<b>E-9965</b> Roadside		F5HZ-3A130B		
10000	1987-98	<b>E-4615</b> Curbside	5.44"	E3HZ-3A130A, E4HZ-3A130A		
		<b>E-4614</b> Roadside		E3HZ-3A131A, E4HZ-3A131A		
	1992-98	<b>E-9963</b> Curbside	6.00"	F1HZ-3A130A, F3HZ-3A130B		
		<b>E-9962</b> Roadside		F1HZ-3A131A, F3HZ-3A131B		
12000	1982-98	<b>E-4615</b> Curbside	5.44"	E3HZ-3A130A, E4HZ-3A130A		
		<b>E-4614</b> Roadside		E3HZ-3A131A, E4HZ-3A131A		
	1992-98	<b>E-9963</b> Curbside	6.00"	F1HZ-3A130A, F3HZ-3A130B		
		<b>E-9962</b> Roadside		F1HZ-3A131A, F3HZ-3A131B		
	1995-99	<b>E-11788</b> Curbside	7.75"	F5HZ-3A130AA		
		<b>E-11789</b> Roadside		F5HZ-3A131AA		
14600	1995-98	<b>E-9963</b> Curbside	6.00"	F3HZ-3A130B		
		<b>E-9962</b> Roadside		F3HZ-3A131B		

## F600, F6000, FT600, FT6000, F700, F7000, FT700 (Continued)

### Drag Links

Axle Rating Lbs.	Axle Code/Year	Part Number	Stud Center to Stud Center	OEM Reference	Notes
5000	1967-79	<b>E-5310</b>	16.64"	C7TZ-3304A	
5500	1967-79	<b>E-5310</b>	16.64"	C7TZ-3304A	
	1980-86	<b>E-5338</b>	19.25"	E0HZ-3304A	
6000	1967-68	<b>E-5310</b>	16.64"	C7TZ-3304A	w/Power steering.
	1967-79	<b>E-5310</b>			w/Manual steering.
	1973-79	<b>E-5310</b>			
	1980-88	<b>E-5338</b>	19.25"	E0HZ-3304A	
	1989-92	<b>E-6827</b>	20.66"	E8HZ-3304B, F0HZ-3304G	
	1995-98	<b>E-9937</b>	21.23"	F5HZ-3304A	
7000	1967-68	<b>E-5310</b>	16.64"	C7TZ-3304A	w/Power steering.
	1967-79	<b>E-5310</b>			w/Manual steering to W20,001.
	1980-90	<b>E-5338</b>	19.25"	E0HZ-3304A	
	1989-92	<b>E-6827</b>	20.66"	E8HZ-3304B, F0HZ-3304G	w/Hydraulic brakes.
	1995-98	<b>E-9937</b>	21.23"	F5HZ-3304A	
8000	1984-87	<b>E-5339</b>	19.23"	E3HZ-3304B	w/Air brakes.
	1988-92	<b>E-6827</b>	20.66"	E8HZ-3304B	
	1992-93	<b>E-9934</b>	19.47"	F2HZ-3304D	Before 5/93
	1993-98	<b>E-9936</b>	19.43"	F4HZ-3304A	After 5/93.
9000	1980-87	<b>E-5339</b>	19.23"	E0HZ-3304B	
	1992-93	<b>E-9934</b>	19.47"	F2HZ-3304D	Before 5/93.
	1993-98	<b>E-9936</b>	19.43"	F4HZ-3304A	After 5/93.
10000	1987-91	<b>E-6836</b>	19.23"	E3HZ-3304A, F0HZ-3304A	
12000	1982-91	<b>E-6836</b>	19.23"	E3HZ-3304A, F0HZ-3304A	

## F750

### King Pin Kits

Axle Rating Lbs.	Axle Code/Year	Part Number/ Bushing Type	King Pin Size	Type	OEM Reference	Notes
7000	1960-70	<b>E-4438B</b> Bronze	1.234" x 7.438"	B	B7TZ-3111F	Before G90,001.
		<b>E-4438N</b> Nylon			C2TZ-3111F	
	1970-77	<b>E-4445B</b> Bronze	1.231" x 8.910"	C	C7TZ-3111A	w/Hydraulic brakes from G90,001.
		<b>E-4445N</b> Nylon				
1973-88	<b>E-4445B</b> Bronze				w/Air brakes before W40,001.	
	<b>E-4445N</b> Nylon					
9000	1973-75	<b>E-4441B</b> Bronze	1.434" x 8.500"	B	D1HZ-3111A	w/Air brakes before W40,001.
	1975-88	<b>E-4452B</b> Bronze	1.433" x 8.250"		D6TZ-3111A	w/Air brakes from W40,001.
	1989-99	<b>E-9943B</b> Bronze			E9HZ-3111C	w/Air brakes from 2/91.

# FORD

## F750 (Continued)

### Tie Rod Ends

Axle Rating Lbs.	Axle Code/Year	Part Number/ Location	Stud Center to Rod End	OEM Reference	Notes
7000	1961-66	<b>E-4603</b> Curbside	3.875"	C1TZ-3A130B	
		<b>E-4602</b> Roadside		C1TZ-3A131B	
	1967-88	<b>E-4605</b> Curbside	4.438"	C7TZ-3A130D	w/Hydraulic brakes.
		<b>E-4604</b> Roadside		C7TZ-3A131D	
1973-75	<b>E-4605</b> Curbside		C7TZ-3A130D	w/Air brakes before W40,001.	
	<b>E-4604</b> Roadside		C7TZ-3A131D		
9000	1973-75	<b>E-4611</b> Curbside	4.875"	C8TZ-3A130A	w/Air brakes before W40,001.
		<b>E-4610</b> Roadside		C1TZ-3A131C	w/Manual steering only.
	1975-77	<b>E-4623</b> Curbside	6.07"	D5TZ-3A131A	w/Air brakes from W40,001.
		<b>E-4622</b> Roadside		D5TZ-3A130A	

### Drag Links

Axle Rating Lbs.	Axle Code/Year	Part Number	Stud Center to Stud Center	OEM Reference	Notes
7000	1967-68	<b>E-5310</b>	16.64"	C7TZ-3304A	w/Power steering.
	1967-79	<b>E-5310</b>			w/Manual steering before W20,001.

## F800, FT800, F880, F8000

### King Pin Kits

Axle Rating Lbs.	Axle Code/Year	Part Number/ Bushing Type	King Pin Size	Type	OEM Reference	Notes
5500	1980-83	<b>E-4440B</b> Bronze	1.231" x 7.860"	C	C3TZ-3111A	
6000	1984-90	<b>E-4445B</b> Bronze	1.231" x 8.910"	C	C7TZ-3111A	
		<b>E-4445N</b> Nylon				
7000	1989-99	<b>E-6195B</b> Bronze	1.299" x 7.748"	B	E8HZ-3111A	
	1960-70	<b>E-4438B</b> Bronze	1.234" x 7.438"	B	B7TZ-3111F	Before G90,001.
	<b>E-4438N</b> Nylon	C2TZ-3111F				
7000	1970-88	<b>E-4445B</b> Bronze	1.231" x 8.910"	C	C7TZ-3111A	w/Hydraulic brakes from G90,001.
		<b>E-4445N</b> Nylon				
	1973-75	<b>E-4445B</b> Bronze				w/Air brakes before W40,001.
		<b>E-4445N</b> Nylon				
8000	1989-99	<b>E-9943B</b> Bronze	1.433" x 8.250"	B	E9HZ-3111C	
9000	1973-75	<b>E-4441B</b> Bronze	1.434" x 8.500"	B	D1HZ-3111A	w/Air brakes before W40,001.
	1975-90	<b>E-4452B</b> Bronze	1.433" x 8.250"		D6TZ-3111A	w/Air brakes from W40,001; 1980-83 all brakes.
9000	1983	<b>E-4457B</b> Bronze	1.607" x 9.080"		D6HZ-3111B	Heavy duty w/air brakes.
		<b>E-4459C</b> Composite	1.794" x 10.070"		D6HZ-3111C	
9000	1989-99	<b>E-9943B</b> Bronze	1.433" x 8.250"		E9HZ-3111C	w/Air brakes from 2/91.
	10000	1987-90	<b>E-4459B</b> Bronze	1.794" x 10.070"	B	D6HZ-3111A
10000	1990-94	<b>E-6196B</b> Bronze			E9HZ-3111A	w/Steel axle.
	12000	1983-88	<b>E-4459B</b> Bronze	1.794" x 10.070"	B	D6HZ-3111A
12000	1989-94	<b>E-6196B</b> Bronze			E9HZ-3111A	
	14600	1995	<b>E-9945B</b> Bronze	1.810" x 10.531"	B	F5HZ-3111A

Axle Rating Lbs.	Axle Code/Year	Part Number/ Location	Stud Center to Rod End	OEM Reference	Notes
5500	1980-83	<b>E-4605</b> Curbside	4.438"	C7TZ-3A130D	
		<b>E-4604</b> Roadside		C7TZ-3A131D	
6000	1984-90	<b>E-4605</b> Curbside	4.438"	C7TZ-3A130D	
		<b>E-4604</b> Roadside		C7TZ-3A131D	
	1990	<b>E-4613</b> Curbside	4.938"	F0HZ-3A130C	Except low profile option.
		<b>E-4612</b> Roadside		F0HZ-3A131C	
	1990-94	<b>E-4623</b> Curbside	6.07"	F0HZ-3A131E	
		<b>E-4622</b> Roadside		F0HZ-3A131F	
	1990-98	<b>E-6864</b> Curbside	13.25"	F0HZ-3A131D	w/Hydraulic brakes and low profile option.
		<b>E-6863</b> Roadside		F0HZ-3A130D	
	1995	<b>E-9966</b> Curbside	7.188"	F5HZ-3A131B	
		<b>E-9965</b> Roadside		F5HZ-3A130B	
1995-99	<b>E-9963</b> Curbside	6.00"	F3HZ-3A130B		
	<b>E-9962</b> Roadside		F3HZ-3A131B		
7000	1961-66	<b>E-4603</b> Curbside	3.875"	C1TZ-3A130B	
		<b>E-4602</b> Roadside		C1TZ-3A131B	
	1967-90	<b>E-4605</b> Curbside	4.438"	C7TZ-3A130D	w/Hydraulic brakes except low profile option.
		<b>E-4604</b> Roadside		C7TZ-3A131D	
	1973-75	<b>E-4605</b> Curbside		C7TZ-3A130D	w/Air brakes before W40,001.
		<b>E-4604</b> Roadside		C7TZ-3A131D	
	1980-88	<b>E-4623</b> Curbside	6.07"	D5TZ-3A131A	w/Air brakes.
		<b>E-4622</b> Roadside		D5TZ-3A130A	
	1990-94	<b>E-4623</b> Curbside		F0HZ-3A131E	
		<b>E-4622</b> Roadside		F0HZ-3A131F	
	1990-98	<b>E-6864</b> Curbside	13.25"	F0HZ-3A131D	w/Hydraulic brakes and low profile option.
		<b>E-6863</b> Roadside		F0HZ-3A130D	
	1995	<b>E-9966</b> Curbside	7.188"	F5HZ-3A131B	
		<b>E-9965</b> Roadside		F5HZ-3A130B	
1995-99	<b>E-9963</b> Curbside	6.00"	F3HZ-3A130B		
	<b>E-9962</b> Roadside		F3HZ-3A131B		
8000	1987-98	<b>E-4623</b> Curbside	6.07"	D5TZ-3A131A	
		<b>E-4622</b> Roadside		D5TZ-3A130A	
	1995-99	<b>E-9966</b> Curbside	7.188"	F5HZ-3A131B	
		<b>E-9965</b> Roadside		F5HZ-3A130B	
9000	1973-75	<b>E-4611</b> Curbside	4.875"	C8TZ-3A130A	w/Air brakes before W40,001. w/Manual steering only.
		<b>E-4610</b> Roadside		C1TZ-3A131C	
	1975-94	<b>E-4623</b> Curbside	6.07"	D5TZ-3A130A	w/Air brakes from W40,001; 1980-83 all brakes.
		<b>E-4622</b> Roadside		D5TZ-3A131A	
	1995-98	<b>E-9966</b> Curbside	7.188"	F5HZ-3A131B	
		<b>E-9965</b> Roadside		F5HZ-3A130B	
10000	1987-98	<b>E-4615</b> Curbside	5.44"	E3HZ-3A130A, E4HZ-3A130A	
		<b>E-4614</b> Roadside		E3HZ-3A131A, E4HZ-3A131A	
	1992-98	<b>E-9963</b> Curbside	6.00"	F1HZ-3A130A, F3HZ-3A130B	
		<b>E-9962</b> Roadside		F1HZ-3A131A, F3HZ-3A131B	



# FORD

## F800, FT800, F880, F8000 (Continued)

### Tie Rod Ends (Continued)

Axle Rating Lbs.	Axle Code/Year	Part Number/ Location	Stud Center to Rod End	OEM Reference	Notes
12000	1983-98	<b>E-4615</b> Curbside	5.44"	D0HZ-3A130A, E3HZ-3A130A, E4HZ-3A130A	w/Air brakes.
		<b>E-4614</b> Roadside			
	1992-94	<b>E-9963</b> Curbside	6.00"	F1HZ-3A130A, F3HZ-3A130B	
		<b>E-9962</b> Roadside			
	1995-99	<b>E-11788</b> Curbside	7.75"	F5HZ-3A130AA F5HZ-3A131AA	
		<b>E-11789</b> Roadside			
14600	1995-98	<b>E-9963</b> Curbside	6.00"	F3HZ-3A130B F3HZ-3A131B	
		<b>E-9962</b> Roadside			

### Drag Links

Axle Rating Lbs.	Axle Code/Year	Part Number	Stud Center to Stud Center	OEM Reference	Notes
5500	1980-83	<b>E-5338</b>	19.25"	E0HZ-3304A	
6000	1984-88	<b>E-5338</b>	19.25"	E0HZ-3304A	
	1989-92	<b>E-6827</b>	20.66"	E8HZ-3304B, F0HZ-3304G	
	1995-98	<b>E-9937</b>	21.23"	F5HZ-3304A	Except low profile option.
7000	1967-68	<b>E-5310</b>	16.64"	C7TZ-3304A	w/Power steering.
	1967-75	<b>E-5310</b>			w/Manual steering before W20,001.
	1976-88	<b>E-5338</b>	19.25"	E0HZ-3304A	
	1989-92	<b>E-6827</b>	20.66"	E8HZ-3304B	
	1995-98	<b>E-9937</b>	21.23"	F5HZ-3304A	Except low profile option.
	8000	1992-93	<b>E-9934</b>	19.47"	F2HZ-3304D
1993-98		<b>E-9936</b>	19.43"	F4HZ-3304A	After 5/93.
9000	1980-87	<b>E-5339</b>	19.23"	E0HZ-3304B, E3HZ-3304D	
	1992-93	<b>E-9934</b>			F2HZ-3304D
	1993-98	<b>E-9936</b>	19.43"	F4HZ-3304A	After 5/93.
10000, 12000	1982-91	<b>E-6836</b>	19.23"	E3HZ-3304A, F0HZ-3304A	

## F850, F950

### King Pin Kits

Axle Rating Lbs.	Axle Code/Year	Part Number/ Bushing Type	King Pin Size	Type	OEM Reference	Notes
7000	1961-69	<b>E-4438B</b> Bronze	1.234" x 7.438"	B	B7TZ-3111F	
		<b>E-4438N</b> Nylon			C2TZ-3111F	
9000	1961-69	<b>E-4441B</b> Bronze	1.434" x 8.500"	B	D1HZ-3111A	
11000	1962-69	<b>E-4449B</b> Bronze	1.607" x 8.740"	B	D0HZ-3111C	Center point steering.
12000	1961-69	<b>E-4442B</b> Bronze	1.794" x 9.120"	B	D1HZ-3111B	
	1966-69	<b>E-4449B</b> Bronze	1.607" x 8.740"		D0HZ-3111C	Center point steering.

# FORD

## F850, F950 (Continued)

### Tie Rod Ends

Axle Rating Lbs.	Axle Code/Year	Part Number/ Location	Stud Center to Rod End	OEM Reference	Notes
7000	1961-69	<b>E-4603</b> Curbside	3.875"	C1TZ-3A130B	
		<b>E-4602</b> Roadside		C1TZ-3A131B	
9000	1961-69	<b>E-4611</b> Curbside	4.875"	C8TZ-3A130A	
		<b>E-4610</b> Roadside		C1TZ-3A131C	
12000	1961-69	<b>E-4618</b> Curbside	5.75"	B8TZ-3A131B	
		<b>E-4619</b> Roadside		B8TZ-3A130B	

## F900, F9000, FT900, FT9000

### King Pin Kits

Axle Rating Lbs.	Axle Code/Year	Part Number/ Bushing Type	King Pin Size	Type	OEM Reference	Notes			
5500	1980-83	<b>E-6199C</b> Composite	1.794" x 10.392"	B	C3TZ-3111A				
6000	1984-90	<b>E-4445B</b> Bronze	1.231" x 8.910"	C	C7TZ-3111A				
		<b>E-4445N</b> Nylon							
	1995-99	<b>E-6195B</b> Bronze	1.299" x 7.748"	B	F1HZ-3111A				
7000	1980-88	<b>E-4445B</b> Bronze	1.231" x 8.910"	C	D7TZ-3111A	w/Hydraulic brakes.			
		<b>E-4445N</b> Nylon							
		<b>E-4452B</b> Bronze				1.433" x 8.250"	B	D6TZ-3111A	w/Air brakes.
		<b>E-6195B</b> Bronze				1.299" x 7.748"		E8HZ-3111A	w/Hydraulic brakes.
	1989-94	<b>E-6195B</b> Bronze			F1HZ-3111A				
	1995-97	<b>E-6195B</b> Bronze			F1HZ-3111A				
8000	1987-92	<b>E-4452B</b> Bronze	1.433" x 8.250"	B	D6TZ-3111A	w/Air brakes.			
	1989-99	<b>E-9943B</b> Bronze			E9HZ-3111C	w/Air brakes from 2/91.			
9000	1980-92	<b>E-4452B</b> Bronze	1.433" x 8.250"	B	D6TZ-3111A				
	1983	<b>E-4457B</b> Bronze	1.607" x 9.080"		D6HZ-3111B	Heavy duty w/air brakes.			
		<b>E-4459C</b> Composite	1.794" x 10.070"		D6HZ-3111C				
	1989-99	<b>E-9943B</b> Bronze	1.433" x 8.250"		E9HZ-3111C	w/Air brakes from 2/91.			
10000	1987-90	<b>E-4459B</b> Bronze	1.794" x 10.070"	B	D6HZ-3111A	Except aluminum axle. Bearing 3.26" OD x .94" thick.			
	1990-99	<b>E-6196B</b> Bronze			E9HZ-3111A	w/Steel axle.			
12000	1982-88	<b>E-4459B</b> Bronze	1.794" x 10.070"	B	D6HZ-3111A	Bearing 3.26" OD x .94" thick.			
	1989-94	<b>E-6196B</b> Bronze			E9HZ-3111A	Screw-in end caps w/steel axle.			
14600	1995	<b>E-9945B</b> Bronze	1.810" x 10.531"	B	F5HZ-3111A				

# FORD

## F900, F9000, FT900, FT9000 (Continued)

### Tie Rod Ends

Axle Rating Lbs.	Axle Code/Year	Part Number/ Location	Stud Center to Rod End	OEM Reference	Notes	
5500	1980-83	<b>E-4605</b> Curbside	4.438"	C7TZ-3A130D		
		<b>E-4604</b> Roadside		C7TZ-3A131D		
6000	1984-90	<b>E-4605</b> Curbside	4.438"	C7TZ-3A130D		
		<b>E-4604</b> Roadside		C7TZ-3A131D		
	1990	<b>E-4613</b> Curbside	4.938"	F0HZ-3A130C	Except low profile option.	
		<b>E-4612</b> Roadside		F0HZ-3A131C		
		1990-94	<b>E-6864</b> Curbside	13.25"	F0HZ-3A131D	w/Hydraulic brakes and low profile option.
			<b>E-6863</b> Roadside		F0HZ-3A130D	
		1990-94	<b>E-4623</b> Curbside	6.07"	F0HZ-3A131E	
			<b>E-4622</b> Roadside		F0HZ-3A131F	
	1995-99	<b>E-9966</b> Curbside	7.188"	F5HZ-3A131B		
		<b>E-9965</b> Roadside		F5HZ-3A130B		
7000	1980-88	<b>E-4623</b> Curbside	6.07"	D5TZ-3A131A	w/Air brakes.	
		<b>E-4622</b> Roadside		D5TZ-3A130A		
	1980-90	<b>E-4605</b> Curbside	4.438"	C7TZ-3A130A	w/Hydraulic brakes except low profile option.	
		<b>E-4604</b> Roadside		C7TZ-3A131A		
	1990-93	<b>E-6864</b> Curbside	13.25"	F0HZ-3A131D	w/Hydraulic brakes and low profile option.	
		<b>E-6863</b> Roadside		F0HZ-3A130D		
		1990-94	<b>E-4623</b> Curbside	6.07"	F0HZ-3A131E	
			<b>E-4622</b> Roadside		F0HZ-3A131F	
		1995-99	<b>E-9966</b> Curbside	7.188"	F5HZ-3A131B	
			<b>E-9965</b> Roadside		F5HZ-3A130B	
8000	1987-89	<b>E-4623</b> Curbside	6.07"	D5TZ-3A131A		
		<b>E-4622</b> Roadside		D5TZ-3A130A		
	1990-98	<b>E-4623</b> Curbside		F0HZ-3A131B		
		<b>E-4622</b> Roadside		F0HZ-3A130B		
	1995-99	<b>E-9966</b> Curbside	7.188"	F5HZ-3A131B		
<b>E-9965</b> Roadside		F5HZ-3A130B				
9000	1980-94	<b>E-4623</b> Curbside	6.07"	D5TZ-3A131A		
		<b>E-4622</b> Roadside		D5TZ-3A130A		
	1995-98	<b>E-9966</b> Curbside	7.188"	F5HZ-3A131B		
		<b>E-9965</b> Roadside		F5HZ-3A130B		
10000	1987-91	<b>E-4615</b> Curbside	5.44"	E3HZ-3A130A, E4HZ-3A130A		
		<b>E-4614</b> Roadside		E3HZ-3A131A, E4HZ-3A131A		
	1992-94	<b>E-9962</b> Roadside	6.00"	F1HZ-3A131A, F3HZ-3A131B		
	1992-98	<b>E-9963</b> Curbside		F1HZ-3A130A, F3HZ-3A130B		
	12000	1982-91	<b>E-4615</b> Curbside	5.44"	E3HZ-3A130A, E4HZ-3A130A	
		<b>E-4614</b> Roadside		E3HZ-3A131A, E4HZ-3A131A		
	1992-94	<b>E-9963</b> Curbside	6.00"	F1HZ-3A130A, F3HZ-3A130B		
		<b>E-9962</b> Roadside		F1HZ-3A131A, F3HZ-3A131B		
	1995-99	<b>E-11788</b> Curbside	7.75"	F5HZ-3A130AA		
		<b>E-11789</b> Roadside		F5HZ-3A131AA		
14600	1995-98	<b>E-9963</b> Curbside	6.00"	F3HZ-3A130B		
		<b>E-9962</b> Roadside		F3HZ-3A131B		

## F900, F9000, FT900, FT9000 (Continued)

### Drag Links

Axle Rating Lbs.	Axle Code/Year	Part Number	Stud Center to Stud Center	OEM Reference	Notes
5500	1980-83	<b>E-5338</b>	19.25"	E0HZ-3304A	
6000	1984-88	<b>E-5338</b>	19.25"	E0HZ-3304A	
	1989-91	<b>E-6827</b>	20.66"	E8HZ-3304B, F0HZ-3304G	
	1995-98	<b>E-9937</b>	21.23"	F5HZ-3304A	
7000	1980-88	<b>E-5338</b>	19.25"	E0HZ-3304A	
	1989-91	<b>E-6827</b>	20.66"	E8HZ-3304B	w/Hydraulic brakes.
	1995-98	<b>E-9937</b>	21.23"	F5HZ-3304A	
8000	1992-93	<b>E-9934</b>	19.47"	F2HZ-3304D	Before 5/93.
	1993-98	<b>E-9936</b>	19.43"	F4HZ-3304A	After 5/93.
9000	1980-87	<b>E-5339</b>	19.23"	E0HZ-3304B, E3HZ-3304B	
	1992-93	<b>E-9934</b>	19.47"	F2HZ-3304D	Before 5/93
	1993-98	<b>E-9936</b>	19.43"	F4HZ-3304A	After 5/93.
10000, 12000	1987-91	<b>E-6836</b>	19.23"XB	E3HZ-3304A, F0HZ-3304A	

## HT950, H1000

### King Pin Kits

Axle Rating Lbs.	Axle Code/Year	Part Number/ Bushing Type	King Pin Size	Type	OEM Reference	Notes
9000	1964-66	<b>E-4441B</b> Bronze	1.434" x 8.500"	B	D1HZ-3111A	
11000	1964-65	<b>E-4449B</b> Bronze	1.607" x 8.740"	B	D0HZ-3111C	Center point steering.
12000	1964-66	<b>E-4442B</b> Bronze	1.794" x 9.120"	B	D1HZ-3111B	
	1966	<b>E-4449B</b> Bronze	1.607" x 8.740"		D0HZ-3111C	Center point steering.

### Tie Rod Ends

Axle Rating Lbs.	Axle Code/Year	Part Number/ Location	Stud Center to Rod End	OEM Reference	Notes
9000	1964-66	<b>E-4611</b> Curbside	4.875"	C8TZ-3A130A	
		<b>E-4610</b> Roadside		C1TZ-3A131C	
12000	1964-66	<b>E-4618</b> Curbside	5.75"	B8TZ-3A131B	
		<b>E-4619</b> Roadside		B8TZ-3A130B	
15000	1964-66	<b>E-4618</b> Curbside	5.75"	B8TZ-3A131B	
		<b>E-4619</b> Roadside		B8TZ-3A130B	

# FORD

## L800, L8000 (Includes LN, LNT, LS, LT, LTL and LTS)

### King Pin Kits

Axle Rating Lbs.	Axle Code/Year	Part Number/ Bushing Type	King Pin Size	Type	OEM Reference	Notes
6000	1967-89	<b>E-4445B</b> Bronze	1.231" x 8.910"	C	C7TZ-3111A	
		<b>E-4445N</b> Nylon				
7000	1963-73	<b>E-4445B</b> Bronze	1.231" x 8.910"	C	C7TZ-3111A	
		<b>E-4445N</b> Nylon				
	1967-88	<b>E-4445B</b> Bronze				1980-86 w/hydraulic brakes.
		<b>E-4445N</b> Nylon				
	1973-75	<b>E-4445B</b> Bronze				w/Air brakes before W40,001.
		<b>E-4445N</b> Nylon				
	1975-98	<b>E-4452B</b> Bronze	1.433" x 8.250"	B	D6TZ-3111A	w/Air brakes from W40,001
1987-88	<b>E-4452B</b> Bronze		w/Hydraulic brakes.			
1989-98	<b>E-6195B</b> Bronze	1.299" x 7.748"		E8HZ-3111A, F1HZ-3111A		
9000	1962-86	<b>E-4441B</b> Bronze	1.434" x 8.500"	B	D1HZ-3111A	w/Air brakes before W40,001.
	1975-86	<b>E-4457B</b> Bronze	1.607" x 9.080"		D6HZ-3111B	w/Air brakes from W40,001.
	1980-86	<b>E-4459C</b> Composite	1.794" x 10.070"		D6HZ-3111C	w/Air brakes.
	1987-88	<b>E-4452B</b> Bronze	1.433" x 8.250"		D6TZ-3111A	
	1989-98	<b>E-6197B</b> Bronze	1.607" x 9.080"		E9HZ-3111B	w/Screw-in end caps.
	1990-98	<b>E-4457B</b> Bronze			D6HZ-3111B	w/Steel axle.
10000	1987-91	<b>E-4459B</b> Bronze	1.794" x 10.070"	B	D6HZ-3111A	w/Steel axle. Bearing 3.26" OD x .94" thick.
	1990-97	<b>E-6196B</b> Bronze			E9HZ-3111A	w/Steel axle.
11000	1987-89	<b>E-4459B</b> Bronze	1.794" x 10.070"	B	D6HZ-3111A	w/Air brakes. Bearing 3.26" OD x .94" thick.
12000	1970-86	<b>E-4442B</b> Bronze	1.794" x 9.120"	B	D1HZ-3111B	w/Hydraulic brakes from 1973, 1970-72 all brakes.
		<b>E-4442B</b> Bronze				w/Air brakes before W40,001.
	1973-75	<b>E-4442B</b> Bronze				w/Air brakes before W40,001.
	1975-89	<b>E-4459B</b> Bronze	1.794" x 10.070"		D6HZ-3111A	w/Air brakes from W40,001. Bearing 3.26" OD x .94" thick.
1989-98	<b>E-6196B</b> Bronze			E9HZ-3111A	w/Steel axle & screw-in end caps.	
16000	1970-75	<b>E-4454B</b> Bronze	1.999" x 11.040"	B	D0HZ-3111E	
		<b>E-4454N</b> Nylon				
	1975-98	<b>E-4458B</b> Bronze	1.999" x 11.212"		D5HZ-3111C	
18000	1980-98	<b>E-4458B</b> Bronze	1.999" x 11.212"	B	D5HZ-3111C	
		<b>E-4458C</b> Composite				
20000	1980-98	<b>E-4458B</b> Bronze	1.999" x 11.212"	B	D5HZ-3111C	
		<b>E-4458C</b> Composite				

APPLICATION GUIDE (A-F)

## L800, L8000 (Includes LN, LNT, LS, LT, LTL and LTS) (Continued)

Tie Rod Ends

Axle Rating Lbs.	Axle Code/Year	Part Number/ Location	Stud Center to Rod End	OEM Reference	Notes
6000	1967-89	<b>E-4605</b> Curbside	4.438"	C7TZ-3A130D	
		<b>E-4604</b> Roadside		C7TZ-3A131D	
7000	1967-73	<b>E-4605</b> Curbside	4.438"	C7TZ-3A130D	
		<b>E-4604</b> Roadside		C7TZ-3A131A	
	1973-75	<b>E-4605</b> Curbside		C7TZ-3A130D	w/Air brakes to W40,001.
		<b>E-4604</b> Roadside		C7TZ-3A131A	
	1973-79	<b>E-4605</b> Curbside		C7TZ-3A130D	w/Hydraulic brakes.
		<b>E-4604</b> Roadside		C7TZ-3A131A	
	1975-79	<b>E-4623</b> Curbside	6.07"	D5TZ-3A131A	w/Air brakes from W40,001.
		<b>E-4622</b> Roadside		D5TZ-3A130A	
	1980-89	<b>E-4623</b> Curbside		D5TZ-3A131A	1987-88 w/hydraulic brakes. 1980-88 w/ air brakes.
		<b>E-4622</b> Roadside		D5TZ-3A130A	
1980-90	<b>E-4605</b> Curbside	4.438"	C7TZ-3A130A	1989-90, 1980-86 all w/hydraulic brakes.	
	<b>E-4604</b> Roadside		C7TZ-3A131A		
1990-94	<b>E-4623</b> Curbside	6.07"	F0HZ-3A131B		
	<b>E-4622</b> Roadside		F0HZ-3A130B		
1995-97	<b>E-9966</b> Curbside	7.188"	F5HZ-3A131B		
	<b>E-9965</b> Roadside		F5HZ-3A130B		
9000	1962-69	<b>E-4611</b> Curbside	4.875"	C8TZ-3A130A	
		<b>E-4610</b> Roadside		C1TZ-3A131C	
	1970-72	<b>E-4605</b> Curbside	4.438"	C7TZ-3A130A	
		<b>E-4604</b> Roadside		C7TZ-3A130D	
	1973-75	<b>E-4605</b> Curbside		C7TZ-3A131D	w/air brakes to W40,001
		<b>E-4604</b> Roadside		C7TZ-3A130D	
	1973-86	<b>E-4615</b> Curbside	5.44"	D0HZ-3A130A	w/Hydraulic brakes.
		<b>E-4614</b> Roadside		D0HZ-3A131A	
1975-89	<b>E-4623</b> Curbside	6.07"	D5TZ-3A131A	1975-86 w/air brakes from W40,001, 1987-89 all.	
	<b>E-4622</b> Roadside		D5TZ-3A130A		
1990-97	<b>E-4623</b> Curbside		D5TZ-3A131A	w/Steel axle.	
	<b>E-4622</b> Roadside		D5TZ-3A130A		
10000	1987-91	<b>E-4615</b> Curbside	5.44"	E3HZ-3A130A, E4HZ-3A130A	
		<b>E-4614</b> Roadside		E3HZ-3A131A, E4HZ-3A131A	
	1992-98	<b>E-9963</b> Curbside	6.00"	F1HZ-3A130A, F3HZ-3A130B	
		<b>E-9962</b> Roadside		F1HZ-3A131A, F3HZ-3A131B	
11000	1987-89	<b>E-4615</b> Curbside	5.44"	E3HZ-3A130A, E4HZ-3A130A	w/Air brakes.
		<b>E-4614</b> Roadside		E3HZ-3A131A, E4HZ-3A131A	
12000	1970-91	<b>E-4614</b> Roadside	5.44"	D0HZ-3A131A	w/Air brakes to 1984.
		<b>E-4615</b> Curbside		D0HZ-3A130A	
	1992-98	<b>E-9963</b> Curbside	6.00"	F1HZ-3A130A, F3HZ-3A130B	
		<b>E-9962</b> Roadside		F1HZ-3A131A, F3HZ-3A131B	

# FORD

## L800, L8000 (Includes LN, LNT, LS, LT, LTL and LTS) (Continued)

### Tie Rod Ends (Continued)

Axle Rating Lbs.	Axle Code/Year	Part Number/ Location	Stud Center to Rod End	OEM Reference	Notes	
16000	1970-75	<b>E-4617</b> Curbside	5.75"	D0HZ-3A130B		
		<b>E-4616</b> Roadside		D0HZ-3A131B		
	1975-90	<b>E-4615</b> Curbside	5.44"	E3HZ-3A130A, E4HZ-3A130A		
		<b>E-4614</b> Roadside		E3HZ-3A131A, E4HZ-3A131A		
	1991-98	<b>E-9963</b> Curbside	6.00"	F1HZ-3A130A, F3HZ-3A130B		
		<b>E-9962</b> Roadside		F1HZ-3A131A, F3HZ-3A131B		
18000	1980-90	<b>E-4615</b> Curbside	5.44"	E3HZ-3A130A, E4HZ-3A130A		
		<b>E-4614</b> Roadside		E3HZ-3A131A, E4HZ-3A131A		
	1991-98	<b>E-9963</b> Curbside	6.00"	F1HZ-3A130A, F3HZ-3A130B		
		<b>E-9962</b> Roadside		F1HZ-3A131A, F3HZ-3A131B		
	20000	1980-92	<b>E-4615</b> Curbside	5.44"	E3HZ-3A130A, E4HZ-3A130A	
			<b>E-4614</b> Roadside		E3HZ-3A131A, E4HZ-3A131A	
1991-98		<b>E-9963</b> Curbside	6.00"	F1HZ-3A130A, F3HZ-3A130B		
		<b>E-9962</b> Roadside		F1HZ-3A131A, F3HZ-3A131B		

APPLICATION GUIDE (A-F)

## L800, L8000 (Includes LN, LNT, LS, LT, LTL and LTS) (Continued)

Drag Links

Axle Rating Lbs.	Axle Code/Year	Part Number	Stud Center to Stud Center	OEM Reference	Notes
6000	1973-75	<b>E-5325</b>	18.03"	D5HZ-3304D, E4HZ-3304B	
7000	1973-91	<b>E-5325</b>	18.03"	E3HZ-3304H, E4HZ-3304B	
9000	1973-91	<b>E-5325</b>	18.03"	E4HZ-3304B	
	1980-87	<b>E-5342</b>	36.31"	E3HZ-3304J	LTS models.
	1987-97	<b>E-6835</b>	36.15"	E8HZ-3304E, E8HZ-3304F	
	1990	<b>E-6839</b>	32.62"	F0HZ-3304E, F0HZ-3304F	
10000	1980-87	<b>E-5342</b>	36.31"	E3HZ-3304J	LTS models.
	1980-91	<b>E-5325</b>	18.03"	E3HZ-3304H, E4HZ-3304B	
	1987-90	<b>E-6835</b>	36.15"	E8HZ-3304E, E8HZ-3304F	
	1990-91	<b>E-6839</b>	32.62"	F0HZ-3304E, F0HZ-3304F	
11000	1987	<b>E-5342</b>	36.31"	E3HZ-3304J	LTS models.
	1987-89	<b>E-5325</b>	18.03"	E3HZ-3304H, E4HZ-3304B	w/Air brakes.
		<b>E-6835</b>	36.15"	E8HZ-3304E, E8HZ-3304F	
12000	1973-91	<b>E-5325</b>	18.03"	E4HZ-3304B	
	1980-87	<b>E-5342</b>	36.31"	E3HZ-3304J	
	1987-97	<b>E-6835</b>	36.15"	E8HZ-3304E, E8HZ-3304F	
	1990-91	<b>E-6839</b>	32.62"	F0HZ-3304E, F0HZ-3304F	
16000	1973-90	<b>E-5325</b>	18.03"	E3HZ-3304H, E4HZ-3304B	
		<b>E-5342</b>	36.31"	E3HZ-3304J	
		<b>E-6835</b>	36.15"	E8HZ-3304E, E8HZ-3304F	
	1991-97	<b>E-9925</b>	17.53"	F1HZ-3304A, F1HZ-3304B	w/LH power steering gear.
		<b>E-9926</b>	32.53"	F1HZ-3304C, F1HZ-3304D	
		<b>E-9927</b>		F1HZ-3304E, F1HZ-3304F	w/RH power steering gear.
1992-94	<b>E-9933</b>	17.91"	F2HZ-3304C		
18000	1980-87	<b>E-5342</b>	36.31"	E3HZ-3304J	
	1980-91	<b>E-5325</b>	18.03"	E3HZ-3304H, E4HZ-3304B	
	1987-90	<b>E-6835</b>	36.15"	E8HZ-3304E, E8HZ-3304F	
	1991-97	<b>E-9925</b>	17.53"	F1HZ-3304A, F1HZ-3304B	w/LH power steering gear.
		<b>E-9927</b>	32.53"	F1HZ-3304E, F1HZ-3304F	w/RH power steering gear.
	1992-94	<b>E-9933</b>	17.91"	F2HZ-3304C	



# FORD

## L800, L8000 (Includes LN, LNT, LS, LT, LTL and LTS) (Continued)

### Drag Links (Continued)

Axle Rating Lbs.	Axle Code/Year	Part Number	Stud Center to Stud Center	OEM Reference	Notes
20000	1980-87	<b>E-5342</b>	36.31"	E3HZ-3304J	
	1980-91	<b>E-5325</b>	18.03"	E3HZ-3304H, E4HZ-3304B	
	1987-90	<b>E-6835</b>	36.15"	E8HZ-3304E, E8HZ-3304F	
	1991-97	<b>E-9925</b>	17.53"	F1HZ-3304A, F1HZ-3304B	w/LH power steering gear.
		<b>E-9927</b>	32.53"	F1HZ-3304E, F1HZ-3304F	w/RH power steering gear.
	1992-94	<b>E-9933</b>	17.91"	F2HZ-3304C	L, LN, LNT, LT models.

## L900, L9000 (Includes L, LL, LN, LNT, LS, LT, LTL and LTS)

### King Pin Kits

Axle Rating Lbs.	Axle Code/Year	Part Number/ Bushing Type	King Pin Size	Type	OEM Reference	Notes
7000	1970-86	<b>E-4445B</b> Bronze	1.231" x 8.910"	C	C7TZ-3111A	w/Hydraulic brakes from 1973, 1970-72 all brakes.
		<b>E-4445N</b> Nylon				
	1973-75	<b>E-4445B</b> Bronze	1.433" x 8.250"	B	D6TZ-3111A	1980-86 w/air brakes from W40,001, 1987-88 w/hydraulic brakes.
		<b>E-4445N</b> Nylon				
	1975-98	<b>E-4452B</b> Bronze	1.433" x 8.250"	B	D6TZ-3111A	1980-86 w/air brakes from W40,001, 1987-88 w/hydraulic brakes.
	1989-90	<b>E-6195B</b> Bronze	1.299" x 7.748"		E8HZ-3111A	
1990-98	<b>E-6195B</b> Bronze			F1HZ-3111A	From 10/90	
9000	1970-86	<b>E-4441B</b> Bronze	1.434" x 8.500"	B	D1HZ-3111A	w/Hydraulic brakes from 1973, 1970-72 all brakes.
		<b>E-4441B</b> Bronze				
	1973-75	<b>E-4441B</b> Bronze				w/Air brakes before W40,001.
	1975-86	<b>E-4457B</b> Bronze	1.607" x 9.080"		D6HZ-3111B	w/Air brakes from W40,001.
		<b>E-4459C</b> Composite	1.794" x 10.070"		D6HZ-3111C	w/Air brakes.
	1980-86	<b>E-4459C</b> Composite				w/Air brakes from W40,001.
	1987-88	<b>E-4452B</b> Bronze	1.433" x 8.250"		D6TZ-3111A	
	1989	<b>E-6197B</b> Bronze	1.607" x 9.080"		E9HZ-3111B	w/Screw-in end caps.
1990-98	<b>E-4457B</b> Bronze			D6HZ-3111B	w/Steel axle.	
10000	1987-91	<b>E-4459B</b> Bronze	1.794" x 10.070"	B	D6HZ-3111A	w/Steel axle. Bearing 3.26" OD x .94" thick.
	1990-97	<b>E-6196B</b> Bronze			E9HZ-3111A	w/Steel axle.
11000	1987-89	<b>E-4459B</b> Bronze	1.794" x 10.070"	B	D6HZ-3111A	w/Steel axle. Bearing 3.26" OD x .94" thick.
12000	1970-86	<b>E-4442B</b> Bronze	1.794" x 9.120"	B	D1HZ-3111B	w/Hydraulic brakes from 1975, 1970-75 all brakes.
		<b>E-4459B</b> Bronze				
	1975-94	<b>E-4459B</b> Bronze	1.794" x 10.070"		D6HZ-3111A	w/Air brakes from W40,001. w/Steel axle. Bearing 3.26" OD x .94" thick.
1989-98	<b>E-6196B</b> Bronze			E9HZ-3111A	w/Steel axle. Screw-in end caps.	
16000	1970-86	<b>E-4454B</b> Bronze	1.999" x 11.040"	B	D0HZ-3111E	w/Hydraulic brakes from 1973-79, 1970-72 all brakes, 1980-86 all brakes.
		<b>E-4454N</b> Nylon				
	1973-75	<b>E-4454B</b> Bronze				w/Air brakes to W40,001.
		<b>E-4454N</b> Nylon				
1980-98	<b>E-4458B</b> Bronze	1.999" x 11.212"		D5HZ-3111C	w/Air brakes from W40,001.	
		<b>E-4458C</b> Composite				

**L900, L9000 (Includes L, LL, LN, LNT, LS, LT, LTL and LTS) (Continued)**

**King Pin Kits (Continued)**

Axle Rating Lbs.	Axle Code/Year	Part Number/ Bushing Type	King Pin Size	Type	OEM Reference	Notes
18000	1970-75	<b>E-4454B</b> Bronze	1.999" x 11.040"	B	D0HZ-3111E	Before W40,001.
		<b>E-4454N</b> Nylon				
	1980-98	<b>E-4458B</b> Bronze	1.999" x 11.212"		D5HZ-3111C	From W40,001.
		<b>E-4458C</b> Composite				
20000	1970-75	<b>E-4454B</b> Bronze	1.999" x 11.040"	B	D0HZ-3111E	Before W40,001.
		<b>E-4454N</b> Nylon				
	1980-98	<b>E-4458B</b> Bronze	1.999" x 11.212"		D5HZ-3111C	
		<b>E-4458C</b> Composite				

**Tie Rod Ends**

Axle Rating Lbs.	Axle Code/Year	Part Number/ Location	Stud Center to Rod End	OEM Reference	Notes
7000	1970-90	<b>E-4605</b> Curbside	4.438"	C7TZ-3A130D	1973-86 w/hydraulic brakes. 1989-90 all, 1970-72 all brakes.
		<b>E-4604</b> Roadside		C7TZ-3A131D	
	1973-75	<b>E-4605</b> Curbside		C7TZ-3A130D	w/Air brakes before W40,001.
		<b>E-4604</b> Roadside		C7TZ-3A131D	
	1975-88	<b>E-4623</b> Curbside	6.07"	D5TZ-3A131A	1980-86 w/air brakes from W40,001, 1987-88 w/hydraulic brakes.
		<b>E-4622</b> Roadside		D5TZ-3A130A	
	1995-97	<b>E-9966</b> Curbside	7.188"	F5HZ-3A131B	
		<b>E-9965</b> Roadside		F5HZ-3A130B	
9000	1970-86	<b>E-4615</b> Curbside	5.44"	E4HZ-3A130A	w/Hydraulic brakes from 1973, 1970-72 all brakes.
		<b>E-4614</b> Roadside		E4HZ-3A131A	
	1975-97	<b>E-4623</b> Curbside	6.07"	D5TZ-3A131A	1975 w/air brakes from W40,001, 1987-89 all.
		<b>E-4622</b> Roadside		D5TZ-3A130A	
10000	1987-91	<b>E-4615</b> Curbside	5.44"	E3HZ-3A130A, E4HZ-3A130A	
		<b>E-4614</b> Roadside		E3HZ-3A131A, E4HZ-3A131A	
	1992-98	<b>E-9963</b> Curbside	6.00"	F1HZ-3A130A, F3HZ-3A130B	
		<b>E-9962</b> Roadside		F1HZ-3A131A, F3HZ-3A131B	
11000	1987-89	<b>E-4615</b> Curbside	5.44"	E3HZ-3A130A, E4HZ-3A130A	
		<b>E-4614</b> Roadside		E3HZ-3A131A, E4HZ-3A131A	
12000	1970-91	<b>E-4615</b> Curbside	5.44"	D0HZ-3A130A	
		<b>E-4614</b> Roadside		D0HZ-3A131A	
	1992-98	<b>E-9963</b> Curbside	6.00"	F1HZ-3A130A, F3HZ-3A130B	
		<b>E-9962</b> Roadside		F1HZ-3A131A, F3HZ-3A131B	

# FORD

## L900, L9000 (Includes L, LL, LN, LNT, LS, LT, LTL and LTS) (Continued)

### Tie Rod Ends (Continued)

Axle Rating Lbs.	Axle Code/Year	Part Number/ Location	Stud Center to Rod End	OEM Reference	Notes	
16000	1970-79	E-4617 Curbside	5.75"	D0HZ-3A130B	w/Hydraulic brakes from 1973, 1970-72 all brakes.	
		E-4616 Roadside		D0HZ-3A131B		
	1973-75	E-4617 Curbside		D0HZ-3A130B	w/Air brakes to W40,001.	
		E-4616 Roadside		D0HZ-3A131B		
	1975-90	E-4615 Curbside	5.44"	D0HZ-3A130A	w/Air brakes from W40,001, 1980-90 all brakes.	
		E-4614 Roadside		D0HZ-3A131A		
	1980-90	E-4615 Curbside		E3HZ-3A130A, E4HZ-3A130A		
		E-4614 Roadside		E3HZ-3A131A, E4HZ-3A131A		
	1991-98	E-9963 Curbside	6.00"	F1HZ-3A130A, F3HZ-3A130B		
		E-9962 Roadside		F1HZ-3A131A, F3HZ-3A131B		
18000	1970-75	E-4617 Curbside	5.75"	D0HZ-3A130B	To W40,001.	
		E-4616 Roadside		D0HZ-3A131B		
	1975-90	E-4615 Curbside	5.44"	D0HZ-3A130A	From W40,001.	
		E-4614 Roadside		D0HZ-3A131A		
	1980-90	E-4615 Curbside		E3HZ-3A130A, E4HZ-3A130A		
		E-4614 Roadside		E3HZ-3A131A, E4HZ-3A131A		
	1991-98	E-9963 Curbside	6.00"	F1HZ-3A130A, F3HZ-3A130B		
		E-9962 Roadside		F1HZ-3A131A, F3HZ-3A131B		
	20000	1970-75	E-4617 Curbside	5.75"	D0HZ-3A130B	To W40,001.
			E-4616 Roadside		D0HZ-3A131B	
1975-90		E-4615 Curbside	5.44"	D0HZ-3A130A	From W40,001.	
		E-4614 Roadside		D0HZ-3A131A		
1980-90		E-4615 Curbside		E3HZ-3A130A, E4HZ-3A130A		
		E-4614 Roadside		E3HZ-3A131A, E4HZ-3A131A		
1991-98		E-9963 Curbside	6.00"	F1HZ-3A130A, F3HZ-3A130B		
		E-9962 Roadside		F1HZ-3A131A, F3HZ-3A131B		

## L900, L9000 (Includes L, LL, LN, LNT, LS, LT, LTL and LTS) (Continued)

Drag Links

Axle Rating Lbs.	Axle Code/Year	Part Number	Stud Center to Stud Center	OEM Reference	Notes
7000	1973-91	<b>E-5325</b>	18.03"	D5HZ-3304D	
9000	1973-91	<b>E-5325</b>	18.03"	D5HZ-3304D	
		<b>E-5342</b>	36.31"	D0HZ-3304B	
	1987-97	<b>E-6835</b>	36.15"	E8HZ-3304E, E8HZ-3304F	
	1990	<b>E-6839</b>	32.62"	F0HZ-3304E, F0HZ-3304F	
10000	1980-91	<b>E-5325</b>	18.03"	E3HZ-3304H, E4HZ-3304B	
	1987	<b>E-5342</b>	36.31"	E3HZ-3304J	LTS models.
	1987-90	<b>E-6835</b>	36.15"	E8HZ-3304E, E8HZ-3304F	1990 LS-LTS models w/unitized tractor application.
	1990-91	<b>E-6839</b>	32.62"	F0HZ-3304E, F0HZ-3304F	
11000	1987-89	<b>E-5325</b>	18.03"	E3HZ-3304H, E4HZ-3304B	
		<b>E-6835</b>	36.15"	E8HZ-3304E	
12000	1973-87	<b>E-5342</b>	36.31"	D0HZ-3304B	
	1973-91	<b>E-5325</b>	18.03"	D5HZ-3304B, E4HZ-3304B	
	1987-89	<b>E-6835</b>	36.15"	E8HZ-3304E, E8HZ-3304F	
	1990	<b>E-6839</b>	32.62"	F0HZ-3304E, F0HZ-3304F	
	1990-91	<b>E-6839</b>			Except 5400/12000 lb. front spring capacity (taper leaf).
16000	1973-87	<b>E-5342</b>	36.31"	D0HZ-3304B	
	1980-90	<b>E-5325</b>	18.03"	E3HZ-3304H, E4HZ-3304B	
	1987-90	<b>E-6835</b>	36.15"	E8HZ-3304E, E8HZ-3304F	
	1991-97	<b>E-9925</b>	17.53"	F1HZ-3304A, F1HZ-3304B	w/LH power steering gear.
		<b>E-9926</b>	32.53"	F1HZ-3304C, F1HZ-3304D	
		<b>E-9927</b>		F1HZ-3304E, F1HZ-3304F	w/RH power steering gear.
1992-94	<b>E-9933</b>	17.91"	F2HZ-3304C	L, LN, LNT, LT models.	
18000	1973-87	<b>E-5342</b>	36.31"	D0HZ-3304B	
	1980-90	<b>E-5325</b>	18.03"	E3HZ-3304H, E4HZ-3304B	
	1987-90	<b>E-6835</b>	36.15"	E8HZ-3304E, E8HZ-3304F	
	1991-97	<b>E-9925</b>	17.53"	F1HZ-3304A, F1HZ-3304B	w/LH power steering gear.
		<b>E-9927</b>	32.53"	F1HZ-3304E, F1HZ-3304F	w/RH power steering gear.
	1992-94	<b>E-9933</b>	17.91"	F2HZ-3304C	L, LN, LNT, LT models.

# FORD

## L900, L9000 (Includes L, LL, LN, LNT, LS, LT, LTL and LTS) (Continued)

### Drag Links (Continued)

Axle Rating Lbs.	Axle Code/Year	Part Number	Stud Center to Stud Center	OEM Reference	Notes
20000	1973-87	<b>E-5342</b>	36.31"	D0HZ-3304B	
	1980-90	<b>E-5325</b>	18.03"	E3HZ-3304H, E4HZ-3304B	
	1987-90	<b>E-6835</b>	36.15"	E8HZ-3304E, E8HZ-3304F	
	1991-97	<b>E-9925</b>	17.53"	F1HZ-3304A, F1HZ-3304B	w/LH power steering gear.
		<b>E-9927</b>	32.53"	F1HZ-3304E, F1HZ-3304F	w/RH power steering gear.
	1992-94	<b>E-9933</b>	17.91"	F2HZ-3304C	L, LN, LNT, LT models.

## LLA900, LLS900, LTLA900, LTLS900

### King Pin Kits

Axle Rating Lbs.	Axle Code/Year	Part Number/ Bushing Type	King Pin Size	Type	OEM Reference	Notes
14600, 16000, 18000	1991-98	<b>E-4458B</b> Bronze	1.999" x 11.212"	B	D5HZ-3111C	

### Tie Rod Ends

Axle Rating Lbs.	Axle Code/Year	Part Number/ Location	Stud Center to Rod End	OEM Reference	Notes
14600, 16000, 18000	1991-98	<b>E-9963</b> Curbside	6.00"	F1HZ-3A130A, F3HZ-3A130B	
		<b>E-9962</b> Roadside		F1HZ-3A131A, F3HZ-3A131B	

### Drag Links

Axle Rating Lbs.	Axle Code/Year	Part Number	Stud Center to Stud Center	OEM Reference	Notes
14600, 16000, 18000	1992-97	<b>E-9929</b>	22.61"	F1HZ-3304J	Used with F1HT-3304VA.

## LN500

### King Pin Kits

Axle Rating Lbs.	Axle Code/Year	Part Number/ Bushing Type	King Pin Size	Type	OEM Reference	Notes
5000	1967-72	<b>E-4440B</b> Bronze	1.231" x 7.860"	C	C3TZ-3111A	

### Tie Rod Ends

Axle Rating Lbs.	Axle Code/Year	Part Number/ Location	Stud Center to Rod End	OEM Reference	Notes
5000	1967-72	<b>E-4605</b> Curbside	4.438"	C7TZ-3A130D	
		<b>E-4604</b> Roadside		C7TZ-3A131D	

### Drag Links

Axle Rating Lbs.	Axle Code/Year	Part Number	Stud Center to Stud Center	OEM Reference	Notes
5000	1971	<b>E-5310</b>	16.64"	C7TZ-3304A	

# FORD LN600 King Pin Kits

APPLICATION GUIDE (A-F)

Axle Rating Lbs.	Axle Code/Year	Part Number/ Bushing Type	King Pin Size	Type	OEM Reference	Notes
5000	1967-73	<b>E-4440B</b> Bronze	1.231" x 7.860"	C	C3TZ-3111A	
5500	1967-89	<b>E-4440B</b> Bronze	1.231" x 7.860"	C	C3TZ-3111A	
6000	1967-95	<b>E-4445B</b> Bronze <b>E-4445N</b> Nylon	1.231" x 8.910"	C	C7TZ-3111A	
7000	1967-75	<b>E-4445B</b> Bronze	1.231" x 8.910"	C	C7TZ-3111A	Before W40,001.
		<b>E-4445N</b> Nylon				.01 oversize. Before W40,001.
	1975-95	<b>E-4452B</b> Bronze	1.433" x 8.250"	B	D6TZ-3111A	From W40,001. w/Air brakes 1980-83.
	1980-95	<b>E-4445B</b> Bronze	1.231" x 8.910"	C	C7TZ-3111A	w/Hydraulic brakes.
		<b>E-4445N</b> Nylon				
9000	1967-95	<b>E-4452B</b> Bronze	1.433" x 8.250"	B	D6TZ-3111A	From W40,001.
	1973-95	<b>E-4441B</b> Bronze	1.434" x 8.500"		D1HZ-3111A	Before W40,001.

### Tie Rod Ends

Axle Rating Lbs.	Axle Code/Year	Part Number/ Location	Stud Center to Rod End	OEM Reference	Notes
5000	1967-73	<b>E-4605</b> Curbside	4.438"	C7TZ-3A130D	
		<b>E-4604</b> Roadside		C7TZ-3A131D	
5500	1967-89	<b>E-4605</b> Curbside	4.438"	C7TZ-3A130D	
		<b>E-4604</b> Roadside		C7TZ-3A131D	
6000	1967-95	<b>E-4605</b> Curbside	4.438"	C7TZ-3A130D	
		<b>E-4604</b> Roadside		C7TZ-3A131D	
7000	1973-75	<b>E-4605</b> Curbside	4.438"	C7TZ-3A130D	w/Air brakes before W40,001.
		<b>E-4604</b> Roadside		C7TZ-3A131D	
	1973-95	<b>E-4605</b> Curbside		C7TZ-3A130D	w/Hydraulic brakes.
		<b>E-4604</b> Roadside		C7TZ-3A131D	
1975-95	<b>E-4623</b> Curbside	6.07"	D5TZ-3A131A	w/Air brakes from W40,001.	
	<b>E-4622</b> Roadside		D5TZ-3A130A		
9000	1973-75	<b>E-4611</b> Curbside	4.875"	C8TZ-3A130A	w/Air brakes before W40,001.
		<b>E-4610</b> Roadside		C1TZ-3A131C	
	1975-95	<b>E-4623</b> Curbside	6.07"	D5TZ-3A131A	w/Air brakes from W40,001.
		<b>E-4622</b> Roadside		D5TZ-3A130A	

### LN700, LN750 King Pin Kits

Axle Rating Lbs.	Axle Code/Year	Part Number/ Bushing Type	King Pin Size	Type	OEM Reference	Notes
5000	1970-73	<b>E-4440B</b> Bronze	1.231" x 7.860"	C	C3TZ-3111A	
5500	1970-89	<b>E-4440B</b> Bronze	1.231" x 7.860"	C	C3TZ-3111A	
6000	1970-97	<b>E-4445B</b> Bronze <b>E-4445N</b> Nylon	1.231" x 8.910"	C	C7TZ-3111A	
7000	1970-86	<b>E-4445B</b> Bronze	1.231" x 8.910"	C	C7TZ-3111A	w/Hydraulic brakes from 1973.
		<b>E-4445N</b> Nylon				
	1971-97	<b>E-4445B</b> Bronze <b>E-4445N</b> Nylon				w/Air brakes before W40,001.
	1975-97	<b>E-4452B</b> Bronze	1.433" x 8.250"	B	D6TZ-3111A	w/Air brakes from W40,001.
9000	1970-83	<b>E-4441B</b> Bronze	1.434" x 8.500"	B	D1HZ-3111A	w/Hydraulic brakes from 1973.
	1973-97	<b>E-4441B</b> Bronze				w/Air brakes before W40,001.
	1975-97	<b>E-4452B</b> Bronze	1.433" x 8.250"		D6TZ-3111A	w/Air brakes from W40,001; 1984-89 all brakes.

# FORD

## LN700, LN750 (Continued)

### Tie Rod Ends

Axle Rating Lbs.	Axle Code/Year	Part Number/ Location	Stud Center to Rod End	OEM Reference	Notes
5000	1970-73	<b>E-4605</b> Curbside	4.438"	C7TZ-3A130D	
		<b>E-4604</b> Roadside		C7TZ-3A131D	
5500	1970-89	<b>E-4605</b> Curbside	4.438"	C7TZ-3A130D	
		<b>E-4604</b> Roadside		C7TZ-3A131D	
6000	1970-97	<b>E-4605</b> Curbside	4.438"	C7TZ-3A130D	
		<b>E-4604</b> Roadside		C7TZ-3A131D	
7000	1970-97	<b>E-4605</b> Curbside	4.438"	C7TZ-3A130D	w/Hydraulic brakes from 1973.
		<b>E-4604</b> Roadside		C7TZ-3A131D	
	1973-75	<b>E-4605</b> Curbside	4.438"	C7TZ-3A130D	w/Air brakes before W40,001.
		<b>E-4604</b> Roadside		C7TZ-3A131D	
	1975-97	<b>E-4623</b> Curbside	6.07"	D5TZ-3A131A	w/Air brakes from W40,001.
		<b>E-4622</b> Roadside		D5TZ-3A130A	
9000	1970-89	<b>E-4611</b> Curbside	4.875"	C8TZ-3A130C	w/Manual steering. w/Hydraulic brakes.
		<b>E-4610</b> Roadside		C1TZ-3A131C	
	1973-75	<b>E-4611</b> Curbside	4.875"	C8TZ-3A130C	w/Manual steering. w/Air brakes before W40,001.
		<b>E-4610</b> Roadside		C1TZ-3A131C	
	1975-97	<b>E-4623</b> Curbside	6.07"	D5TZ-3A131A	w/Air brakes from W40,001.
		<b>E-4622</b> Roadside		D5TZ-3A130A	

## LNT880, LT880

### King Pin Kits

Axle Rating Lbs.	Axle Code/Year	Part Number/ Bushing Type	King Pin Size	Type	OEM Reference	Notes
7000	1972-77	<b>E-4445B</b> Bronze	1.231" x 8.910"	C	C7TZ-3111A	
		<b>E-4445N</b> Nylon				
9000	1972-77	<b>E-4441B</b> Bronze	1.434" x 8.500"	B	D1HZ-3111A	
12000	1972-77	<b>E-4442B</b> Bronze	1.794" x 9.120"	B	D1HZ-3111B	

### Tie Rod Ends

Axle Rating Lbs.	Axle Code/Year	Part Number/ Location	Stud Center to Rod End	OEM Reference	Notes
7000, 9000	1972-77	<b>E-4605</b> Curbside	4.438"	C7TZ-3A130D	
		<b>E-4604</b> Roadside		C7TZ-3A131D	
12000	1972-77	<b>E-4615</b> Curbside	5.44"	DOHZ-3A130A	
		<b>E-4614</b> Roadside		DOHZ-3A131A	

## Louisville (New Design) L and LT 85/95

### King Pin Kits

Axle Rating Lbs.	Axle Code/Year	Part Number/ Bushing Type	King Pin Size	Type	OEM Reference	Notes
9000	1996-97	<b>E-6197B</b> Bronze	1.607" x 9.080"	B	E9HZ-3111B	
18000, 20000	1996-97	<b>E-4458B</b> Bronze	1.999" x 11.212"	B	D5HZ-3111C	

### Tie Rod Ends

Axle Rating Lbs.	Axle Code/Year	Part Number/ Location	Stud Center to Rod End	OEM Reference	Notes
9000	1996-98	<b>E-9966</b> Curbside	7.188"	F4HZ-3A130AA	
		<b>E-9965</b> Roadside		F4HZ-3A131AA	
10000, 12000, 13000, 18000, 20000	1996-97	<b>E-11788</b> Curbside	7.75"	F6HZ-3A130AA	
		<b>E-11789</b> Roadside		F6HZ-3A131AA	

**Louisville (New Design) L and LT 85/95 (Continued)**

Drag Links

Axle Rating Lbs.	Axle Code/Year	Part Number	Stud Center to Stud Center	OEM Reference	Notes
13000	1996-97	<b>E-11790</b>	18.24"	F6HZ-3304FB	

**M400 Motor Home Chassis**

King Pin Kits

Axle Rating Lbs.	Axle Code/Year	Part Number/ Bushing Type	King Pin Size	Type	OEM Reference	Notes
	1973-76	<b>E-4440B</b> Bronze	1.231" x 7.860"	C	C3TZ-3111A	

Tie Rod Ends

Axle Rating Lbs.	Axle Code/Year	Part Number/ Location	Stud Center to Rod End	OEM Reference	Notes
	1973-76	<b>E-4605</b> Curbside	4.438"	C3TZ-3A130D	
		<b>E-4604</b> Roadside		C3TZ-3A131D	

**N500, N600, N6000, N8000, N850, NT850, N950, NT950, N1000, N1100**

King Pin Kits

Axle Rating Lbs.	Axle Code/Year	Part Number/ Bushing Type	King Pin Size	Type	OEM Reference	Notes
5000, 5500	1963-69	<b>E-4440B</b> Bronze	1.231" x 7.860"	C	C3TZ-3111A	
6000	1967-69	<b>E-4445B</b> Bronze	1.231" x 8.910"	C	C7TZ-3111A	From C70,001.
		<b>E-4445N</b> Nylon				
7000	1963-69	<b>E-4438B</b> Bronze	1.234" x 7.438"	B	B7TZ-3111F	
		<b>E-4438N</b> Nylon			C2TZ-3111F	
	1967-69	<b>E-4445B</b> Bronze	1.231" x 8.910"	C	C7TZ-3111A	
		<b>E-4445N</b> Nylon				
9000	1962-69	<b>E-4441B</b> Bronze	1.434" x 8.500"	B	D1HZ-3111A	
11000	1962-69	<b>E-4449B</b> Bronze	1.607" x 8.740"	B	D0HZ-3111C	Center point steering.
12000	1962-69	<b>E-4449B</b> Bronze	1.607" x 8.740"	B	D0HZ-3111C	
		<b>E-4442B</b> Bronze	1.794" x 9.120"		D1HZ-3111B	
	1968-69	<b>E-4454B</b> Bronze	1.999" x 11.040"		D0HZ-3111E	Center point steering.
		<b>E-4454N</b> Nylon				

Tie Rod Ends

Axle Rating Lbs.	Axle Code/Year	Part Number/ Location	Stud Center to Rod End	OEM Reference	Notes
5000, 5500	1963-66	<b>E-4635</b> Curbside	3.50"	C1TZ-3A130A	w/Manual steering.
		<b>E-4634</b> Roadside		C1TZ-3A131A	
	1967-69	<b>E-4605</b> Curbside	4.438"	C7TZ-3A130D	
		<b>E-4604</b> Roadside		C7TZ-3A131D	
6000	1967-69	<b>E-4605</b> Curbside	4.438"	C7TZ-3A130D	
		<b>E-4604</b> Roadside		C7TZ-3A131D	
7000	1963-69	<b>E-4603</b> Curbside	3.875"	C1TZ-3A130B	
		<b>E-4602</b> Roadside		C1TZ-3A131B	
	1967-69	<b>E-4605</b> Curbside	4.438"	C7TZ-3A130D	
		<b>E-4604</b> Roadside		C7TZ-3A131D	
9000	1962-69	<b>E-4611</b> Curbside	4.875"	C1TZ-3A130C	Except 1968-69 power steering.
		<b>E-4610</b> Roadside		C1TZ-3A131C	
12000	1962-69	<b>E-4618</b> Curbside	5.75"	B8TZ-3A131B	
		<b>E-4619</b> Roadside		B8TZ-3A130B	
15000	1964-69	<b>E-4618</b> Curbside	5.75"	B8TZ-3A131B	
		<b>E-4619</b> Roadside		B8TZ-3A130B	



# FORD

## P400, P500, P600

### King Pin Kits

Axle Rating Lbs.	Axle Code/Year	Part Number/ Bushing Type	King Pin Size	Type	OEM Reference	Notes
4700	1963-79	<b>E-4440B</b> Bronze	1.231" x 7.860"	C	C3TZ-3111A	
5000	1978-79	<b>E-4440B</b> Bronze	1.231" x 7.860"	C	C3TZ-3111A	

### Tie Rod Ends

Axle Rating Lbs.	Axle Code/Year	Part Number/ Location	Stud Center to Rod End	OEM Reference	Notes
3800	1957-78	<b>E-4635</b> Curbside	3.50"	C1TZ-3A130A	
		<b>E-4634</b> Roadside		C1TZ-3A131A	
4700	1961-90	<b>E-4635</b> Curbside	3.50"	C1TZ-3A130A	
		<b>E-4634</b> Roadside		C1TZ-3A131A	
5000	1978-79	<b>E-4605</b> Curbside	4.438"	C7TZ-3A130D	
		<b>E-4604</b> Roadside		C7TZ-3A131D	

## T800, T850, T950

### King Pin Kits

Axle Rating Lbs.	Axle Code/Year	Part Number/ Bushing Type	King Pin Size	Type	OEM Reference	Notes
7000	1967-69	<b>E-4438B</b> Bronze	1.234" x 7.438"	B	B7TZ-3111F	
		<b>E-4438N</b> Nylon			C2TZ-3111F	
9000	1961-69	<b>E-4441B</b> Bronze	1.434" x 8.500"	B	D1HZ-3111A	
11000	1962-69	<b>E-4449B</b> Bronze	1.607" x 8.740"	B	D0HZ-3111C	Center point steering.
12000	1962-69	<b>E-4442B</b> Bronze	1.794" x 9.120"	B	D1HZ-3111B	
	1966-69	<b>E-4449B</b> Bronze	1.607" x 8.740"		D0HZ-3111C	Center point steering.
18000	1964-69	<b>E-4454B</b> Bronze	1.999" x 11.040"	B	D0HZ-3111E	
		<b>E-4454N</b> Nylon				

### Tie Rod Ends

Axle Rating Lbs.	Axle Code/Year	Part Number/ Location	Stud Center to Rod End	OEM Reference	Notes
7000	1967-69	<b>E-4603</b> Curbside	3.875"	C1TZ-3A130B	
		<b>E-4602</b> Roadside		C1TZ-3A131B	
9000	1961-69	<b>E-4611</b> Curbside	4.875"	C8TZ-3A130A	
		<b>E-4610</b> Roadside		C1TZ-3A131C	
12000, 15000	1962-69	<b>E-4618</b> Curbside	5.75"	B8TZ-3A131B	
		<b>E-4619</b> Roadside		B8TZ-3A130B	
18000	1964-69	<b>E-4618</b> Curbside	5.75"	B8TZ-3A131B	
		<b>E-4619</b> Roadside		B8TZ-3A130B	

# FORD

## W900, WT900, W9000, WT9000, W1000, WT10000


### King Pin Kits

Axle Rating Lbs.	Axle Code/Year	Part Number/ Bushing Type	King Pin Size	Type	OEM Reference	Notes
12000	1966-75	<b>E-4449B</b> Bronze	1.607" x 8.740"	B	D0HZ-3111C	Center point steering.
		<b>E-4442B</b> Bronze	1.794" x 9.120"		D1HZ-3111B	Before W40,001.
	1975-77	<b>E-4459B</b> Bronze	1.794" x 10.070"		D6HZ-3111A	From W40,001.

### Tie Rod Ends

Axle Rating Lbs.	Axle Code/Year	Part Number/ Location	Stud Center to Rod End	OEM Reference	Notes	
12000	1966-70	<b>E-4618</b> Curbside	5.75"	B8TZ-3A131B		
		<b>E-4619</b> Roadside		B8TZ-3A130B		
	1970-75	<b>E-4617</b> Curbside		D0HZ-3A130C		Before W40,001.
		<b>E-4616</b> Roadside		D0HZ-3A131C		
15000	1966-70	<b>E-4618</b> Curbside	5.75"	B8TZ-3A131B		
		<b>E-4619</b> Roadside		B8TZ-3A130B		
	1973-74	<b>E-4617</b> Curbside		D0HZ-3A130C		
		<b>E-4616</b> Roadside		D0HZ-3A131C		


Model	Page
All Models (Conventional and COE) .....	67




**CONVENTIONAL(FLD)**



**COE (FLP, FLT)**



**CONVENTIONAL (FLC)**



**BUSINESS CLASS  
(FL/MB SERIES)**

# FREIGHTLINER

## All Models (Conventional and COE)

### King Pin Kits

Axle Rating Lbs.	Axle Code/Year	Part Number/ Bushing Type	King Pin Size	Type	OEM Reference	Notes
12000	(FE900)	<b>E-4434B</b> Bronze	9.750"	D	KIT 144	Tapered pin.
		<b>E-4434N</b> Bronze, Nylon			KIT 123	
	(FE970)	<b>E-4449B</b> Bronze	1.607" x 8.740"	B	KIT 157	
	(FF901)	<b>E-4442B</b> Bronze	1.794" x 9.120"		KIT 172	
	(FF921)	<b>E-4450B</b> Bronze	1.794" x 10.410"	KIT 193		
	(FF931)	<b>E-4468B</b> Bronze	1.794" x 10.392"	KIT 195		
		<b>E-4694C</b> Composite		KIT 1307		
		<b>E-4468B</b> Bronze		KIT 195		
	(FF943)	<b>E-4694C</b> Composite	KIT 1307			
		<b>E-6199C</b> Composite	KIT 1315			
		(FF961)	<b>E-6199C</b> Composite			
	(FF971)	<b>E-4595B</b> Bronze	1.607" x 9.375"	KIT 1300		
	EFA12F4	<b>E-4696B</b> Bronze	1.625" x 9.195"	A	806355	
<b>E-4696C</b> Composite						
14600	(FG941 & FG943)	<b>E-4695C</b> Composite	1.794" x 10.392"	B	KIT 1309	
		<b>E-6868B</b> Bronze			KIT 1310	
16000	(FH901)	<b>E-4454B</b> Bronze	1.999" x 11.040"	B	KIT 170	
		<b>E-4454N</b> Nylon			KIT 168	
	(FL931)	<b>E-4458B</b> Bronze	1.999" x 11.212"	KIT 198		
18000	(FL901)	<b>E-4458C</b> Composite	1.999" x 11.040"	B	KIT 1312	
		<b>E-4454B</b> Bronze			KIT 170	
20000	(FL941)	<b>E-4454N</b> Nylon	1.999" x 11.040"	B	KIT 168	
		<b>E-4458B</b> Bronze			KIT 198	
24000	(FL931)	<b>E-4458C</b> Composite	1.999" x 11.212"	B	KIT 1312	
		<b>E-6199C</b> Composite			KIT 1315	Dual steer axle.

# FREIGHTLINER

## All Models (Conventional and COE) (Continued)

### Tie Rod Ends

Axle Rating Lbs.	Axle Code/Year	Part Number/ Location	Stud Center to Rod End	OEM Reference	Notes	
12000	(FE900)	E-4611 Curbside	4.875"	A3144R226		
		E-4610 Roadside		A3144Q225		
	(FE970)	E-4611 Curbside	10.50"	A3144R226		
		E-4610 Roadside		A3144Q225		
		E-6848 Curbside		A3144N534		Will retrofit older axles.
	(FF901)	E-4611 Curbside	4.875"	A3144R226		
		E-4610 Roadside		A3144Q225		
	(FF901)	E-4618 Curbside	5.75"	A3144D238		Anti-tilt seal type.
		E-4619 Roadside		A3144C237		
		E-4617 Curbside		A3144J296		Conventional seal type.
		E-4616 Roadside		A3144K297		
	(FF921)	E-4615 Curbside	5.44"	A3144D524		Greaseable type.
		E-4614 Roadside		A3144E525		
	(FF931)	E-4615 Curbside		A3144D524		
		E-4614 Roadside		A3144E525		
	(FF943)	E-4615 Curbside		A3144D524		
		E-4614 Roadside		A3144E525		
	(FF961)	E-4615 Curbside		A3144D524		
		E-4614 Roadside		A3144E525		
	(FF971)	E-6848 Curbside	10.50"	A3144N534		Center point steering.
E-6847 Roadside		A3144M533				
E1200I	E-10137 Curbside	6.00"	817019			
	E-10138 Roadside		817018			
EFA12F4	E-4615 Curbside	5.44"	1006149			
	E-4614 Roadside		1006148			
	E-8758 Curbside	8.125"	1009010			
	E-8757 Roadside		1009009			
14600	(FG941 & FG943)	E-4615 Curbside	5.44"	A3144D524		
		E-4614 Roadside		A3144E525		
16000	(FH901)	E-4617 Curbside	5.75"	A3144J296		
		E-4616 Roadside		A3144K297		
	(FL931)	E-4629 Curbside	7.37"	A3144F448		
		E-4628 Roadside		A3144G449		
18000	(FL901)	E-4617 Curbside	5.75"	A3144J296		
		E-4616 Roadside		A3144K297		
20000	(FG903)	E-4617 Curbside	5.75"	A3144J296		
		E-4616 Roadside		A3144K297		
	(FL941)	E-4617 Curbside	7.37"	A3144J296		
		E-4616 Roadside		A3144K297		
		E-4629 Curbside		A3144F448		
		E-4628 Roadside		A3144G449		
		E-6856 Curbside		12.688"	A3144D550	
		E-6857 Roadside		A3144C549		
24000	(FL931)	E-4615 Curbside	5.44"	A3144D524	Dual steer axle.	
		E-4614 Roadside		A3144E525		

APPLICATION GUIDE (A-F)


# FREIGHTLINER

## All Models (Conventional and COE) (Continued)


### Drag Links

Axle Rating Lbs.	Axle Code/Year	Part Number	Stud Center to Stud Center	OEM Reference	Notes
12000, 16000, (All) 18000		<b>E-4616</b>	5.75" Stud center to rod end	A3144K297	Drag link end - LH thread.
		<b>E-4617</b>		L28SV5004D1	Drag link end - RH thread.
		<b>E-5391</b>		L28SV5019A1	Drag link end - LH thread.
12000	(FF940 & FF943)	<b>E-4617</b>	5.75" Stud center to rod end	681-460-15-05	Drag link end - RH thread.
16000, 20000	(FL931)	<b>E-9897</b>	28.87"	14-12098-001	w/Sheppard M100 steering.


Model	Page	Model	Page
3500 (1 Ton) 2WD.....	71	M50.....	93
A60.....	71	M60, M6000.....	93
A80, N80, Q80, V80.....	71	M65, M6500.....	94
B60, B6P, B6000.....	72	M90, M9500.....	95
B70, C7500, Kodiak, TopKick.....	73	N50.....	96
Bison, General, N9E, N9F.....	74	N60, Y60.....	96
Bruin, Brigadier, J8C, J9C.....	75	P1500 (1/2 Ton) 2WD.....	96
C40.....	76	P2500 (3/4 Ton) 2WD.....	97
C50, C5D, C5000, E5500, H5500, C4500, E4500.....	77	P40.....	97
C5500, Kodiak, TopKick.....	77	P4500.....	97
C60, C6D, C6000, C6H042, Kodiak, TopKick.....	78	P50.....	98
C65, E6500.....	80	P60.....	98
C6500, Kodiak, TopKick.....	81	P6000.....	99
C70, C7D, C7H042, C7H064, Kodiak, TopKick.....	82	Q60, V60, X60.....	99
C8500, Kodiak, TopKick.....	83	R8500.....	100
C9500.....	83	S50, Q50.....	100
D50.....	83	S60, S6000.....	101
D60.....	84	S70, S7T, S7500.....	101
D90, D9500.....	84	T50, T5500.....	102
F90.....	85	T60, T6000.....	103
F9500.....	86	T65, T6500.....	103
H70, H7500.....	86	T70, T7500.....	104
H80, H8500.....	87	T80, T8500.....	105
H90, H9500.....	88	T90, T9500.....	106
J70, J7500.....	89	Titan, Astro, D9K, D9L.....	107
J80.....	90	W60, W6N.....	108
J8500.....	90	W70.....	108
J90, J9500.....	91	W70, W7N, W7500.....	109
L50.....	92	W80, W8500.....	110
L60, C80, E80, L80, M80, U80.....	92	W90, W9500.....	110



**KODIAK/TOPKICK**



**BRUIN**  
(Conventional  
70-80 Series)




**BISON**  
(Conventional  
80-90 Series)



**"S" SERIES**  
(School Bus)



**"T" SERIES**  
(Steel Tilt Cab)



**TITAN**  
(Aluminum Tilt Cab)

# GMC/CHEVROLET

## 3500 (1 Ton) 2WD

### King Pin Kits

Axle Rating Lbs.	Axle Code/Year	Part Number/ Bushing Type	King Pin Size	Type	OEM Reference	Notes
	(F050) 1965-66	<b>E-4444B</b> Bronze <b>E-4444N</b> Nylon	1.109" x 6.343"	A	3927942	

### Tie Rod Ends

Axle Rating Lbs.	Axle Code/Year	Part Number/ Location	Stud Center to Rod End	OEM Reference	Notes
	(F040) 1965-66	<b>E-4625</b> Curbside <b>E-4624</b> Roadside	6.50"	3864354 3864353	
	(F050) 1965-66	<b>E-4621</b> Curbside <b>E-4620</b> Roadside	5.84"	3864348 3864347	

### A60 King Pin Kits

Axle Rating Lbs.	Axle Code/Year	Part Number/ Bushing Type	King Pin Size	Type	OEM Reference	Notes
7000	1965	<b>E-4443B</b> Bronze <b>E-4443N</b> Nylon	1.249" x 7.888"	A	3927943	
9000	1965	<b>E-4435B</b> Bronze <b>E-4435N</b> Bronze, Nylon	8.750"	D	2321013 8885021	Tapered pin.
11000	1965	<b>E-4434B</b> Bronze <b>E-4434N</b> Bronze, Nylon	9.750"	D	2264897	Tapered pin.

### Tie Rod Ends

Axle Rating Lbs.	Axle Code/Year	Part Number/ Location	Stud Center to Rod End	OEM Reference	Notes
7000	1965	<b>E-4625</b> Curbside <b>E-4624</b> Roadside	6.50"	3864354 3864353	
9000	1965	<b>E-4637</b> Curbside <b>E-4636</b> Roadside	3.875"	2330712 2330713	

### A80, N80, Q80, V80 King Pin Kits

Axle Rating Lbs.	Axle Code/Year	Part Number/ Bushing Type	King Pin Size	Type	OEM Reference	Notes
7000	1965	<b>E-4443B</b> Bronze <b>E-4443N</b> Nylon	1.249" x 7.888"	A	3927943	
9000	1965	<b>E-4435B</b> Bronze <b>E-4435N</b> Bronze, Nylon	8.750"	D	8885021 2321013	Tapered pin.
11000	1965	<b>E-4434B</b> Bronze <b>E-4434N</b> Bronze, Nylon	9.750"	D	2264897	Tapered pin.

### Tie Rod Ends

Axle Rating Lbs.	Axle Code/Year	Part Number/ Location	Stud Center to Rod End	OEM Reference	Notes
7000	1965	<b>E-4625</b> Curbside <b>E-4624</b> Roadside	6.50"	3864354 3864353	
9000	1965	<b>E-4637</b> Curbside <b>E-4636</b> Roadside	3.875"	2330712 2330713	



# GMC/CHEVROLET

## B60, B6P, B6000

### King Pin Kits

Axle Rating Lbs.	Axle Code/Year	Part Number/ Bushing Type	King Pin Size	Type	OEM Reference	Notes
6000	(F070) 1979-82	<b>E-4443B</b> Bronze	1.249" x 7.888"	A	3927943	
		<b>E-4443N</b> Nylon				
7000	(F070) 1979-91	<b>E-4443B</b> Bronze	1.249" x 7.888"	A	3927943	
		<b>E-4443N</b> Nylon				
7500	(F070) 1979-91	<b>E-4443B</b> Bronze	1.249" x 7.888"	A	3927943	
		<b>E-4443N</b> Nylon				
8100	(F090D) 1983-87	<b>E-4435B</b> Bronze	8.750"	D	2321013 8885021	Tapered pin.
		<b>E-4435N</b> Bronze, Nylon				
9000	(F090) 1979-82	<b>E-4435B</b> Bronze	8.750"	D	2321013 8885021	Tapered pin.
		<b>E-4435N</b> Bronze, Nylon				
	(F090) 1983-88	<b>E-4469B</b> Bronze	1.745" x 9.380"	B	8885621	
	(F120D) 1979-92	<b>E-4469B</b> Bronze				
12000	(F120) 1983-92	<b>E-4469B</b> Bronze	1.745" x 9.380"	B	8885621	Second design.

### Tie Rod Ends

Axle Rating Lbs.	Axle Code/Year	Part Number/ Location	Stud Center to Rod End	OEM Reference	Notes
6000	(F070D) 1979-82	<b>E-4613</b> Curbside	4.938"	462390	
		<b>E-4612</b> Roadside		462389	
7000, 7500	(F070) 1979-92	<b>E-4613</b> Curbside	4.938"	462390	
		<b>E-4612</b> Roadside		462389	
	(F070) 1988-92	<b>E-6855</b> Curbside	10.81"	15622069	
		<b>E-6854</b> Roadside		15622068	
8100	(F090) 1983-92	<b>E-4609</b> Curbside	4.875"	2037140	Has three piece grease retainer.
		<b>E-4608</b> Roadside		2037142	
9000	(F090) 1980-82	<b>E-4607</b> Curbside	5.00"	671489	Rubber dust boot.
		<b>E-4606</b> Roadside		671488	
	(F090), (F120D) 1979-92	<b>E-4609</b> Curbside	4.875"	2037140	Has three piece grease retainer.
12000	(F120) 1980-82	<b>E-4607</b> Curbside	5.00"	671489	
		<b>E-4606</b> Roadside		671488	
	(F120) 1983-92	<b>E-4609</b> Curbside	4.875"	2037140	Has three piece grease retainer.
		<b>E-4608</b> Roadside		2037142	

### Drag Links

Axle Rating Lbs.	Axle Code/Year	Part Number	Stud Center to Stud Center	OEM Reference	Notes
6000	(F070) 1979-82	<b>E-6816</b>	17.00"	718797,	
				15506689	
7000	(F070) 1979-91	<b>E-6816</b>	17.00"	718797,	
				15506689	
8100	(F090D) 1983-88	<b>E-5373</b>	17.96"	718798	
9000	(F090) 1979-88	<b>E-5373</b>	17.96"	718798	
	(F120D) 1979-91	<b>E-5373</b>			
	(F120D) 1988-91	<b>E-6833</b>	18.50"	15625713	
12000	(F120) 1979-90	<b>E-5373</b>	17.96"	718798	

# GMC/CHEVROLET

## B70, C7500, Kodiak, TopKick

### King Pin Kits

Axle Rating Lbs.	Axle Code/Year	Part Number/ Bushing Type	King Pin Size	Type	OEM Reference	Notes
7000	(F070) 1979-92	<b>E-4443B</b> Bronze <b>E-4443N</b> Nylon	1.249" x 7.888"	A	3927943	
8100	(F090D) 1984-92 (FL1) 1990-00	<b>E-4469B</b> Bronze <b>E-10104B</b> Bronze	1.745" x 9.380" 1.614" x 8.035"	B D	8885621 12540328	
9000	(F090) 1979-87	<b>E-4435B</b> Bronze <b>E-4435N</b> Bronze, Nylon	8.750"	D	2321013 8885021	Tapered pin.
	(F120D) 1979-90	<b>E-4469B</b> Bronze	1.745" x 9.380"	B	8885621	
9000, 11000	(F43), (FL2) 1993-99	<b>E-10105B</b> Bronze	1.892" x 9.188"	D	12540329	
12000	(F120) 1979-90	<b>E-4469B</b> Bronze	1.745" x 9.380"	B	8885621	
	(FS7) 1990-99	<b>E-10105B</b> Bronze	1.892" x 9.188"	D	12540329	Hydraulic brakes
	(FS7) 1991-99	<b>E-10106B</b> Bronze	1.892" x 9.594"		12540330	Air brakes
14000	(FH0), (FL3) 1990-94	<b>E-10106B</b> Bronze	1.892" x 9.594"	D	12540330	
16000	1993-95	<b>E-6194B</b> Bronze	1.873" x 9.965"	A	12541348	

### Tie Rod Ends

Axle Rating Lbs.	Axle Code/Year	Part Number/ Location	Stud Center to Rod End	OEM Reference	Notes
7000	(F070) 1979-90	<b>E-4613</b> Curbside <b>E-4612</b> Roadside	4.938"	462390 462389	
	(F070) 1988-92	<b>E-6855</b> Curbside <b>E-6854</b> Roadside	10.81"	15622069 15622068	
8100	(F090) 1983-87	<b>E-4613</b> Curbside <b>E-4612</b> Roadside	4.938"	462390 462389	
	(FL1) 1990-94	<b>E-10113</b> Curbside <b>E-10112</b> Roadside	5.02"	12549195 12549194	First design
	(FL1) 1994-99	<b>E-10111</b> Curbside <b>E-10110</b> Roadside	5.44"	12548111 12548110	Second design
9000	(F090) 1979-82	<b>E-4607</b> Curbside <b>E-4606</b> Roadside	5.00"	671489 671488	Except 2035126 axle assembly. Rubber dust boot.
	(F090) 1979-92	<b>E-4609</b> Curbside <b>E-4608</b> Roadside	4.875"	2037140 2037142	For 2035126 axle assembly. Has three piece grease retainer.
	(F120D) 1980-85	<b>E-4607</b> Curbside <b>E-4606</b> Roadside	5.00"	671489 671488	Rubber dust boot.
	(F120D) 1983-92	<b>E-4609</b> Curbside <b>E-4608</b> Roadside	4.875"	2037140 2037142	Has three piece grease retainer.
9000, 11000, 12000, 14000	(F43), (FL2), (FS7), (FH0), (FL3) 1990-00	<b>E-10109</b> Curbside <b>E-10108</b> Roadside	5.44"	12548108 12548107	
12000	(F120) 1979-86	<b>E-4607</b> Curbside <b>E-4606</b> Roadside	5.00"	671489 671488	Rubber dust boot.
	(F120) 1983-92	<b>E-4609</b> Curbside <b>E-4608</b> Roadside	4.875"	2037140 2037142	Has three piece grease retainer.
16000	(FH4) 1993-00	<b>E-4629</b> Curbside <b>E-4628</b> Roadside	7.37"	12541320 12541319	

# GMC/CHEVROLET

## B70, C7500, Kodiak, TopKick (Continued)

### Drag Links

Axle Rating Lbs.	Axle Code/Year	Part Number	Stud Center to Stud Center	OEM Reference	Notes
7000	(F070) 1979-92	<b>E-6816</b>	17.00"	71897, 15506689	1979-82 All; 1983-88 w/Saginaw power steering; 1988-92 w/power steering except Saginaw.
8100	(F090D) 1983-87	<b>E-5373</b>	17.96"	718798	
9000	(F090) 1979-88	<b>E-5373</b>	17.96"	718798	Except Saginaw power steering.
	(F090D) 1979-90	<b>E-5373</b>			
	(F120D) 1988-90	<b>E-6833</b>	18.50"	15625713	w/Saginaw power steering.
12000	(F120) 1979-90	<b>E-5372</b>	17.93"	718796	Use w/power ram cylinder.
	(F120) 1988-92	<b>E-6834</b>	18.58"	15622057	w/Power steering, use power ram cylinder.

## Bison, General, N9E, N9F

### King Pin Kits

Axle Rating Lbs.	Axle Code/Year	Part Number/ Bushing Type	King Pin Size	Type	OEM Reference	Notes
9000, 10860	(F120D) 1979-80	<b>E-4469B</b> Bronze	1.745" x 9.380"	B	8885621	
12000	(F120) 1975-87	<b>E-4469B</b> Bronze	1.745" x 9.380"	B	8885621	
	(FF931) 1979-87	<b>E-4468B</b> Bronze	1.794" x 10.392"		2010021	
		<b>E-4694C</b> Composite			15510849	
	(FF933) 1979-80	<b>E-4468B</b> Bronze			2010021	
		<b>E-4694C</b> Composite			15510849	
16000, 18000	(FL931) 1977-88	<b>E-4458B</b> Bronze	1.999" x 11.212"	B	2036352	
		<b>E-4458C</b> Composite			15585841	
18000	(FL941) 1979-87	<b>E-4458B</b> Bronze	1.999" x 11.212"	B	2036352	
		<b>E-4458C</b> Composite			15585841	

### Tie Rod Ends

Axle Rating Lbs.	Axle Code/Year	Part Number/ Location	Stud Center to Rod End	OEM Reference	Notes
9000, 10860	(F120D) 1979-80	<b>E-4609</b> Curbside	4.875"	2037140	Has three piece grease retainer.
		<b>E-4608</b> Roadside		2037142	
12000	(F120) 1977-87	<b>E-4609</b> Curbside	4.875"	2037140	Has three piece grease retainer.
		<b>E-4608</b> Roadside		2037142	
		<b>E-4607</b> Curbside	5.00"	671489	w/Axle models 2015558, 559, 580;
		<b>E-4606</b> Roadside		671488	2019775; 2030613. Rubber dust boot.
	(FF931) 1979-87	<b>E-4615</b> Curbside	5.44"	698572	
		<b>E-4614</b> Roadside		698571	
	(FF933) 1977-80	<b>E-4607</b> Curbside	5.00"	671489	w/Axle models 2015558, 559, 580;
		<b>E-4606</b> Roadside		671488	2019775; 2030613. Rubber dust boot.
		<b>E-4615</b> Curbside	5.44"	698572	use w/2013302 axle.
		<b>E-4614</b> Roadside		698571	
	(FF933) 1979-80	<b>E-4609</b> Curbside	4.875"	2037140	Has three piece grease retainer.
		<b>E-4608</b> Roadside		2037142	
	(FF941) 1986-87	<b>E-4615</b> Curbside	5.44"	698572, 15515805	
		<b>E-4614</b> Roadside		698571, 15515804	
16000	(FL931) 1977-87	<b>E-4629</b> Curbside	7.37"	798203	use w/794290; 2025885 axles.
		<b>E-4628</b> Roadside		798204	

# GMC/CHEVROLET

## Bison, General, N9E, N9F (Continued)

Drag Links

Axle Rating Lbs.	Axle Code/Year	Part Number	Stud Center to Stud Center	OEM Reference	Notes	
18000	(FL931) 1979-87	<b>E-4629</b> Curbside	7.37"	798203		
		<b>E-4628</b> Roadside		798204		
	(FL941) 1979-87	<b>E-4629</b> Curbside		798203	w/Power steering.	
		<b>E-4628</b> Roadside	17.90"	798204	w/Manual steering.	
12000	(F120) 1977-84	<b>E-6815</b>	16.89"	15501673	w/Ross power steering 1983-87.	
		<b>E-5326</b>	17.70"	669335	w/Saginaw power steering 1983-84.	
		<b>E-5374</b>	17.90"	684196	w/Manual steering 1983-85.	
	(F120) 1977-87	<b>E-6815</b>	16.89"	15501673	w/Ross or Sheppard pwr. strg. 1983-87.	
		<b>E-5326</b>	17.70"	669335	w/Saginaw power steering.	
		<b>E-5374</b>	17.90"	684196	w/Manual steering.	
	(FF931) 1979-84	<b>E-5326</b>	17.70"	669335	w/Power steering.	
	(FF931) 1983	<b>E-5326</b>				
		<b>E-5374</b>	17.90"	684196	w/Manual steering.	
	(FF933) 1977-84	<b>E-5326</b>	17.70"	669335	w/Power steering.	
		<b>E-5374</b>	17.90"	684196	w/Manual steering.	
	(FF941) 1986-87	<b>E-6815</b>	16.89"	15501673	w/Ross or Sheppard pwr. strg. 1983-87.	
	16000	(FL931) 1977-84	<b>E-5326</b>	17.70"	669335	w/Power steering - LH.
	18000	(FL931) 1979-84	<b>E-5326</b>	17.70"	669335	w/Power steering - LH.
<b>E-6815</b>			16.89"	15501673	w/Ross or Sheppard pwr. steering - LH.	
		<b>E-6817</b>		15501674	w/Sheppard power steering - RH.	
(FL941) 1977-84		<b>E-5326</b>	17.70"	669335	w/Saginaw power steering.	
(FL941) 1983-87		<b>E-6815</b>	16.89"	15501673	w/Ross or Sheppard pwr. steering - LH.	
		<b>E-6817</b>		15501674	w/Sheppard power steering - RH.	
(FL941) 1984-87		<b>E-6815</b>		15501673	w/Ross or Sheppard pwr. string - LH.	
		<b>E-6817</b>		15501674	w/Sheppard power steering - RH.	

APPLICATION GUIDE (G-M)

## Bruin, Brigadier, J8C, J9C

King Pin Kits

Axle Rating Lbs.	Axle Code/Year	Part Number/ Bushing Type	King Pin Size	Type	OEM Reference	Notes
7000	(F070) 1979-88	<b>E-4443B</b> Bronze	1.249" x 7.888"	A	3927943	
		<b>E-4443N</b> Nylon				
9000	(F090) 1979-84	<b>E-4435B</b> Bronze	8.750"	D	2321013	Tapered pin.
		<b>E-4435N</b> Bronze, Nylon			8885021	
	(F120D) 1979-82	<b>E-4469B</b> Bronze	1.745" x 9.380"	B	8885621	
10860	(F120D) 1979-82	<b>E-4469B</b> Bronze	1.745" x 9.380"	B	8885621	
12000	(F120) 1979-88	<b>E-4469B</b> Bronze	1.745" x 9.380"	B	8885621	
	(FF941) 1985-87	<b>E-4694C</b> Composite	1.794" x 10.392"		15510849	
16000	(FL931) 1979-88	<b>E-4458B</b> Bronze	1.999" x 11.212"	B	2036352	
		<b>E-4458C</b> Composite			15585841	
18000	(FL931), (FL941) 1979-88	<b>E-4458B</b> Bronze	1.999" x 11.212"	B	2036352	
		<b>E-4458C</b> Composite			15585841	

# GMC/CHEVROLET

## Bruin, Brigadier, J8C, J9C (Continued)

### Tie Rod Ends

Axle Rating Lbs.	Axle Code/Year	Part Number/ Location	Stud Center to Rod End	OEM Reference	Notes
7000	(F070) 1979-84	<b>E-4613</b> Curbside	4.938"	462390	
		<b>E-4612</b> Roadside		462389	
9000	(F090) 1979-88	<b>E-4609</b> Curbside	4.875"	2037140	
		<b>E-4608</b> Roadside		2037142	
	(F120D) 1979-88	<b>E-4609</b> Curbside	4.875"	2037140	
		<b>E-4608</b> Roadside		2037142	
10860	(F120D) 1979-88	<b>E-4609</b> Curbside	4.875"	2037140	
		<b>E-4608</b> Roadside		2037142	
12000	(F120) 1979-88	<b>E-4609</b> Curbside	4.875"	2037140	
		<b>E-4608</b> Roadside		2037142	
	(FF941) 1979-88	<b>E-4615</b> Curbside	5.44"	698572	
		<b>E-4614</b> Roadside		698571	
13200	(FF932) 1979-88	<b>E-4615</b> Curbside	5.44"	698572	
		<b>E-4614</b> Roadside		698571	
16000	(FL931) 1979-88	<b>E-4629</b> Curbside	7.37"	798203	
		<b>E-4628</b> Roadside		798204	
18000	(FL931), (FL941) 1979-88	<b>E-4629</b> Curbside	7.37"	798203	
		<b>E-4628</b> Roadside		798204	

### Drag Links

Axle Rating Lbs.	Axle Code/Year	Part Number	Stud Center to Stud Center	OEM Reference	Notes
9000	(F090), (F120D) 1979-88	<b>E-5326</b>	17.70"	669335	w/Power steering.
		<b>E-5374</b>	17.90"	684196	w/Manual steering.
10860	(F120D) 1979-88	<b>E-5326</b>	17.70"	669335	w/Power steering.
		<b>E-5374</b>	17.90"	684196	w/Manual steering.
12000	(F120) 1979-82	<b>E-6815</b>	16.89"	15501673	w/Ross power steering.
	(F120) 1979-88	<b>E-5326</b>	17.70"	669335	w/Power steering.
		<b>E-5374</b>	17.90"	684196	w/Manual steering.
	(FF931) 1983-84	<b>E-5374</b>			
	(FF941) 1983-84	<b>E-5374</b>			
	(FF941) 1985-87	<b>E-6815</b>	16.89"	15501673	w/Sheppard power steering.
13200	(FF932) 1979-88	<b>E-5326</b>	17.70"	669335	w/Power steering - LH.
16000	(FL931) 1979-88	<b>E-5326</b>	17.70"	669335	w/Power steering - LH.
	(FL931) 1985-87	<b>E-6815</b>	16.89"	15501673	w/Sheppard power steering.
		<b>E-6817</b>		15501674	
18000	(FL931) 1979-88	<b>E-5326</b>	17.70"	669335	w/Power steering - LH.
	(FL931), (FL941) 1985-87	<b>E-6815</b>	16.89"	15501673	w/Sheppard power steering.
		<b>E-6817</b>		15501674	
	(FL941) 1979-80	<b>E-5326</b>	17.70"	669335	w/Power steering - LH.

## C40

### King Pin Kits

Axle Rating Lbs.	Axle Code/Year	Part Number/ Bushing Type	King Pin Size	Type	OEM Reference	Notes
5000	(F050) 1964-72	<b>E-4444B</b> Bronze	1.109" x 6.343"	A	3927942	
		<b>E-4444N</b> Nylon				
7000	1971-72	<b>E-4443B</b> Bronze	1.249" x 7.888"	A	3927943	
		<b>E-4443N</b> Nylon				

# GMC/CHEVROLET C40 (Continued)

## Tie Rod Ends

Axle Rating Lbs.	Axle Code/Year	Part Number/ Location	Stud Center to Rod End	OEM Reference	Notes
5000	(F050) 1964-72	<b>E-4621</b> Curbside	5.84"	3864348	
		<b>E-4620</b> Roadside		3864347	
7000	1971-72	<b>E-4625</b> Curbside	6.50"	3864354	
		<b>E-4624</b> Roadside		3864353	

## C50, C5D, C5000, E5500, H5500, C4500, E4500

### King Pin Kits

Axle Rating Lbs.	Axle Code/Year	Part Number/ Bushing Type	King Pin Size	Type	OEM Reference	Notes
5000	(F050) 1975-92 1964	<b>E-4453B</b> Bronze	1.179" x 6.360"	A	722166	From 1975, second design.
		<b>E-4444B</b> Bronze	1.109" x 6.343"		3927942	Second design w/thrust bearing.
		<b>E-4444N</b> Nylon				
5000/5500	1965-75	<b>E-4444B</b> Bronze	1.109" x 6.343"	A	3927942	
		<b>E-4444N</b> Nylon				
5000	1973-75	<b>E-4430B</b> Bronze	1.109" x 6.344"	A	3854744	Before 1975, second design.
7000	(F070) 1971-75	<b>E-4443B</b> Bronze	1.249" x 7.888"	A	3927943	
		<b>E-4443N</b> Nylon				

### Tie Rod Ends

Axle Rating Lbs.	Axle Code/Year	Part Number/ Location	Stud Center to Rod End	OEM Reference	Notes
5000	(F050) 1978-90	<b>E-4613</b> Curbside	4.938"	462390	
		<b>E-4612</b> Roadside		462389	
5000/5500	1963-77	<b>E-4621</b> Curbside	5.84"	3864348	
		<b>E-4620</b> Roadside		3864347	
7000	(F070) 1971-75	<b>E-4625</b> Curbside	6.50"	3864354	
		<b>E-4624</b> Roadside		3864353	

### Drag Links

Axle Rating Lbs.	Axle Code/Year	Part Number	Stud Center to Stud Center	OEM Reference	Notes
5000	(F050) 1975-90	<b>E-6816</b>	17.00"	718797, 15506689	From 1975, second design.
7000	(F070) 1979-80	<b>E-6816</b>	17.00"	718797, 15506689	

## C5500, Kodiak, TopKick

### King Pin Kits

Axle Rating Lbs.	Axle Code/Year	Part Number/ Bushing Type	King Pin Size	Type	OEM Reference	Notes
5000	(F050) 1975-92 1964	<b>E-4453B</b> Bronze	1.179" x 6.360"	A	722166	From 1975, second design.
		<b>E-4444B</b> Bronze	1.109" x 6.343"		3927942	Second design w/thrust bearing.
		<b>E-4444N</b> Nylon				
5000/5500	1965-75	<b>E-4444B</b> Bronze	1.109" x 6.343"	A	3927942	
		<b>E-4444N</b> Nylon				
5000	1973-75	<b>E-4430B</b> Bronze	1.109" x 6.344"	A	3854744	Before 1975, second design.
7000	(F070) 1971-75	<b>E-4443B</b> Bronze	1.249" x 7.888"	A	3927943	
		<b>E-4443N</b> Nylon				

# GMC/CHEVROLET

## C5500, Kodiak, TopKick (Continued)

### Tie Rod Ends

Axle Rating Lbs.	Axle Code/Year	Part Number/ Location	Stud Center to Rod End	OEM Reference	Notes
5000	(F050) 1978-90	<b>E-4613</b> Curbside	4.938"	462390	
		<b>E-4612</b> Roadside		462389	
5000/5500	1963-77	<b>E-4621</b> Curbside	5.84"	3864348	
		<b>E-4620</b> Roadside		3864347	
7000	(F070) 1971-75	<b>E-4625</b> Curbside	6.50"	3864354	
		<b>E-4624</b> Roadside		3864353	
8100	(FL1) 1994-99	<b>E-10111</b> Curbside	5.44"	12548111	Second Design
		<b>E-10110</b> Roadside		12548110	
9000, 11000, 12000, 14000	(F43), (FL2), (FS7), (FH0), (FL3) 1990-00	<b>E-10109</b> Curbside	5.44"	12548108	
		<b>E-10108</b> Roadside		12548107	
16000	(FH4) 1993-00	<b>E-4629</b> Curbside	7.37"	12541320	
		<b>E-4628</b> Roadside		12541319	

### Drag Links

Axle Rating Lbs.	Axle Code/Year	Part Number	Stud Center to Stud Center	OEM Reference	Notes
5000	(F050) 1975-90	<b>E-6816</b>	17.00"	718797, 15506689	From 1975, second design.
7000	(F070) 1979-80	<b>E-6816</b>	17.00"	718797, 15506689	

## C60, C6D, C6000, C6H042, Kodiak, TopKick

### King Pin Kits

Axle Rating Lbs.	Axle Code/Year	Part Number/ Bushing Type	King Pin Size	Type	OEM Reference	Notes
5000	(F050) 1975-90	<b>E-4453B</b> Bronze	1.179" x 6.360"	A	722166	Second design.
		<b>E-4444B</b> Bronze	1.109" x 6.343"		3927942	First design.
	1964-72	<b>E-4444N</b> Nylon		3972942		
		<b>E-4430B</b> Bronze	1.109" x 6.344"	3854744		
7000	(F070) 1964-90	<b>E-4443B</b> Bronze	1.249" x 7.888"	A	3927943	
		<b>E-4443N</b> Nylon				
8100	(F090D) 1984-92	<b>E-4469B</b> Bronze	1.745" x 9.380"	B	8885621	
9000	(F090) 1963-87	<b>E-4435B</b> Bronze	8.750"	D	2321013	Tapered pin.
		<b>E-4435N</b> Bronze, Nylon			8885021	
	(F120D) 1983-92	<b>E-4469B</b> Bronze	1.745" x 9.380"	B	8885621	
12000	(F120) 1982-92	<b>E-4469B</b> Bronze	1.745" x 9.380"	B	8885621	

# GMC/CHEVROLET

## C60, C6D, C6000, C6H042, Kodiak, TopKick (Continued)

### Tie Rod Ends

Axle Rating Lbs.	Axle Code/Year	Part Number/ Location	Stud Center to Rod End	OEM Reference	Notes	
5000	(F050) 1978-92	<b>E-4613</b> Curbside	4.938"	462390		
		<b>E-4612</b> Roadside				462389
	1963-77	<b>E-4621</b> Curbside	5.84"	3864348		
		<b>E-4620</b> Roadside				3864347
7000	(F070) 1978-90	<b>E-4613</b> Curbside	4.938"	462390		
		<b>E-4612</b> Roadside				462389
	(F070) 1988-92	<b>E-6855</b> Curbside	10.81"	15622069		
		<b>E-6854</b> Roadside				15622068
	1963-77	<b>E-4625</b> Curbside	6.50"	3864354		
		<b>E-4624</b> Roadside				3864353
8100	(F090) 1984-92	<b>E-4609</b> Curbside	4.875"	2037140	Has three piece grease retainer.	
		<b>E-4608</b> Roadside				2037142
9000	(F090), (F120D) 1979-82	<b>E-4607</b> Curbside	5.00"	671489	Rubber dust boot.	
		<b>E-4606</b> Roadside				671488
	(F090), (F120D) 1983-92	<b>E-4609</b> Curbside	4.875"	2037140		Has three piece grease retainer.
		<b>E-4608</b> Roadside				
	1963-66	<b>E-4637</b> Curbside	3.875"	2330712		
		<b>E-4636</b> Roadside				2330713
12000	(F120) 1979-82	<b>E-4607</b> Curbside	5.00"	671489	Rubber dust boot.	
		<b>E-4606</b> Roadside				671488
	(F120) 1983-92	<b>E-4609</b> Curbside	4.875"	2037140		Has three piece grease retainer.
		<b>E-4608</b> Roadside				

### Drag Links

Axle Rating Lbs.	Axle Code/Year	Part Number	Stud Center to Stud Center	OEM Reference	Notes
5000	(F050) 1975-92	<b>E-6816</b>	17.00"	718797, 15506689	From 1975, second design.
7000	(F070) 1975-92	<b>E-6816</b>	17.00"	718797, 15506689	1983-88 power steering exc. Saginaw. From 1975, second design.
8100	(F090D) 1983-87	<b>E-5373</b>	17.96"	718798	
9000	(F090) 1979-88	<b>E-5373</b>	17.96"	718798	1979-87 All; 1988-92 except Saginaw power steering.
	(F120D) 1979-92	<b>E-5373</b>			
	(F120D) 1988-92	<b>E-6833</b>	18.50"	15625713	
12000	(F120) 1988-90	<b>E-6834</b>	18.58"	15622057	w/Power steering and ram cylinder.
	(F120D) 1983-90	<b>E-5372</b>	17.93"	718796	
		<b>E-5373</b>	17.96"	718798	Except ram cylinder.
	(F120D) 1988-90	<b>E-6833</b>	18.50"	15625713	



# GMC/CHEVROLET

## C65, E6500

### King Pin Kits

Axle Rating Lbs.	Axle Code/Year	Part Number/ Bushing Type	King Pin Size	Type	OEM Reference	Notes
7000	(F070) 1973-78	<b>E-4443B</b> Bronze	1.249" x 7.888"	A	3927943	
		<b>E-4443N</b> Nylon				
9000	(F090) 1973-78	<b>E-4435B</b> Bronze	8.750"	D	2321013	Tapered pin.
		<b>E-4435N</b> Bronze, Nylon			8885021	
11000	(F120D) 1975-78	<b>E-4469B</b> Bronze	1.745" x 9.380"	B	8885621	
	(F110) 1969-72	<b>E-4434B</b> Bronze	9.750"	D	2264897	
12000	(F120) 1973-75	<b>E-4434B</b> Bronze	9.750"	D	2264897	Tapered pin.
		<b>E-4434N</b> Bronze, Nylon				
	(F120) 1975-78	<b>E-4469B</b> Bronze	1.745" x 9.380"	B	8885621	

### Tie Rod Ends

Axle Rating Lbs.	Axle Code/Year	Part Number/ Location	Stud Center to Rod End	OEM Reference	Notes	
7000	(F070) 1973-78	<b>E-4625</b> Curbside	6.50"	3864354		
		<b>E-4624</b> Roadside		3864353		
9000	(F090), (F120D) 1975-78	<b>E-4607</b> Curbside	5.00"	671489	Rubber dust boot.	
		<b>E-4606</b> Roadside		671488		
	(F120D) 1973-74	<b>E-4637</b> Curbside	3.875"	2330712		
		<b>E-4636</b> Roadside		2330713		
12000	(F120) 1973-78	<b>E-4607</b> Curbside	5.00"	671489		
		<b>E-4606</b> Roadside		671488		
	(F120) 1975-78	<b>E-4609</b> Curbside	4.875"	2037140, 2007728		w/Axle models 718934, 36, 37; 719597; 2000763; 2002084, 85, 86, 87.
		<b>E-4608</b> Roadside		2037142, 2007731		Has three piece grease retainer.

### Drag Links

Axle Rating Lbs.	Axle Code/Year	Part Number	Stud Center to Stud Center	OEM Reference	Notes
7000	(F070) 1975-78	<b>E-6816</b>	17.00"	718797, 15506689	
9000	(F090) 1973-78	<b>E-5392</b>	3.12" Stud center to rod end	3892946	Power steering cylinder end.
		<b>E-5372</b>	17.93"	718796	
	(F090) 1975-78	<b>E-5373</b>	17.96"	718798	Second design.
	(F120D) 1975-78	<b>E-6816</b>	17.00"	718797	Second design. CD65-1978 only.
<b>E-5373</b>		17.96"	718798	Second design.	
12000	(F120) 1975-78	<b>E-5392</b>	3.12" Stud center to rod end	3892946	Second design. Power steering cylinder end.
		<b>E-6816</b>	17.00"	718797	Second design. CD65-1978 only.
		<b>E-5373</b>	17.96"	718798	Second design.

# GMC/CHEVROLET

## C6500, Kodiak, TopKick

### King Pin Kits

Axle Rating Lbs.	Axle Code/Year	Part Number/ Bushing Type	King Pin Size	Type	OEM Reference	Notes
7000	(F070) 1973-78	<b>E-4443B</b> Bronze	1.249" x 7.888"	A	3927943	
		<b>E-4443N</b> Nylon				
9000	(F090) 1973-78	<b>E-4435B</b> Bronze	8.750"	D	2321013	Tapered pin.
		<b>E-4435N</b> Bronze, Nylon			8885021	
	(F120D) 1975-78	<b>E-4469B</b> Bronze	1.745" x 9.380"	B	8885621	
11000	(F110) 1969-72	<b>E-4434B</b> Bronze	9.750"	D	2264897	Tapered pin.
		<b>E-4434N</b> Bronze, Nylon				
12000	(F120) 1973-75	<b>E-4434B</b> Bronze	9.750"	D	2264897	Tapered pin.
		<b>E-4434N</b> Bronze, Nylon				
	(F120) 1975-78	<b>E-4469B</b> Bronze	1.745" x 9.380"	B	8885621	

### Tie Rod Ends

Axle Rating Lbs.	Axle Code/Year	Part Number/ Location	Stud Center to Rod End	OEM Reference	Notes	
7000	(F070) 1973-78	<b>E-4625</b> Curbside	6.50"	3864354		
		<b>E-4624</b> Roadside		3864353		
8100	(FL1) 1994-99	<b>E-10111</b> Curbside	5.44"	12548111	Second Design	
		<b>E-10110</b> Roadside		12548110		
9000	(F090), (F120D) 1975-78	<b>E-4607</b> Curbside	5.00"	671489	Rubber dust boot.	
		<b>E-4606</b> Roadside		671488		
	(F120D) 1973-74	<b>E-4637</b> Curbside	3.875"	2330712		
		<b>E-4636</b> Roadside		2330713		
9000, 11000, 12000, 14000	(F43), (FL2), (FS7), (FH0), (FL3) 1990-00	<b>E-10109</b> Curbside	5.44"	12548108		
		<b>E-10108</b> Roadside		12548107		
12000	(F120) 1973-78	<b>E-4607</b> Curbside	5.00"	671489		
		<b>E-4606</b> Roadside		671488		
	(F120) 1975-78	<b>E-4609</b> Curbside	4.875"	2037140, 2007728		w/Axle models 718934, 36, 37; 719597; 2000763; 2002084, 85, 86, 87. Has three piece grease retainer.
		<b>E-4608</b> Roadside		2037142, 2007731		
16000	(FH4) 1993-00	<b>E-4629</b> Curbside	7.37"	12541320		
		<b>E-4628</b> Roadside		12541319		

### Drag Links

Axle Rating Lbs.	Axle Code/Year	Part Number	Stud Center to Stud Center	OEM Reference	Notes
7000	(F070) 1975-78	<b>E-6816</b>	17.00"	718797, 15506689	
9000	(F090) 1973-78	<b>E-5392</b>	3.12" Stud center to rod end	3892946	Power steering cylinder end.
		<b>E-5372</b>	17.93"	718796	
	(F090) 1975-78	<b>E-5373</b>	17.96"	718798	Second design.
	(F120D) 1975-78	<b>E-6816</b>	17.00"	718797	Second design. CD65-1978 only.
		<b>E-5373</b>	17.96"	718798	Second design.
12000	(F120) 1975-78	<b>E-5392</b>	3.12" Stud center to rod end	3892946	Second design. Power steering cylinder end.
		<b>E-6816</b>	17.00"	718797	Second design. CD65-1978 only.
		<b>E-5373</b>	17.96"	718798	Second design.

# GMC/CHEVROLET

## C70, C7D, C7H042, C7H064, Kodiak, TopKick

### King Pin Kits

Axle Rating Lbs.	Axle Code/Year	Part Number/ Bushing Type	King Pin Size	Type	OEM Reference	Notes
7000	(F070) 1979-92	<b>E-4443B</b> Bronze <b>E-4443N</b> Nylon	1.249" x 7.888"	A	3927943	
8100	(F090D) 1984-92	<b>E-4469B</b> Bronze	1.745" x 9.380"	B	8885621	
9000	(F090) 1979-87	<b>E-4435B</b> Bronze <b>E-4435N</b> Bronze, Nylon	8.750"	D	2321013 8885021	Tapered pin.
	(F120D) 1979-90	<b>E-4469B</b> Bronze	1.745" x 9.380"	B	8885621	
12000	(F120) 1979-90	<b>E-4469B</b> Bronze	1.745" x 9.380"	B	8885621	

### Tie Rod Ends

Axle Rating Lbs.	Axle Code/Year	Part Number/ Location	Stud Center to Rod End	OEM Reference	Notes
7000	(F070) 1979-90	<b>E-4613</b> Curbside <b>E-4612</b> Roadside	4.938"	462390 462389	
	(F070) 1988-92	<b>E-6855</b> Curbside <b>E-6854</b> Roadside	10.81"	15622069 15622068	
8100	(F090) 1983-87	<b>E-4613</b> Curbside <b>E-4612</b> Roadside	4.938"	462390 462389	
9000	(F090) 1979-82	<b>E-4607</b> Curbside <b>E-4606</b> Roadside	5.00"	671489 671488	Except 2035126 axle assembly. Rubber dust boot.
	(F090) 1979-92	<b>E-4609</b> Curbside <b>E-4608</b> Roadside	4.875"	2037140 2037142	For 2035126 axle assembly. Has three piece grease retainer.
	(F120D) 1980-85	<b>E-4607</b> Curbside <b>E-4606</b> Roadside	5.00"	671489 671488	Rubber dust boot.
	(F120D) 1983-92	<b>E-4609</b> Curbside <b>E-4608</b> Roadside	4.875"	2037140 2037142	Has three piece grease retainer.
12000	(F120) 1979-86	<b>E-4607</b> Curbside <b>E-4606</b> Roadside	5.00"	671489 671488	Rubber dust boot.
	(F120) 1983-92	<b>E-4609</b> Curbside <b>E-4608</b> Roadside	4.875"	2037140 2037142	Has three piece grease retainer.

### Drag Links

Axle Rating Lbs.	Axle Code/Year	Part Number	Stud Center to Stud Center	OEM Reference	Notes
7000	(F070) 1979-92	<b>E-6816</b>	17.00"	71897, 15506689	1979-82 All; 1983-88 w/Saginaw power steering; 1988-92 w/power steering except Saginaw.
8100	(F090D) 1983-87	<b>E-5373</b>	17.96"	718798	
9000	(F090) 1979-88 (F090D) 1979-90	<b>E-5373</b>	17.96"	718798	Except Saginaw power steering.
	(F120D) 1988-90	<b>E-6833</b>	18.50"	15625713	w/Saginaw power steering.
12000	(F120) 1979-90 (F120) 1988-92	<b>E-5372</b> <b>E-6834</b>	17.93" 18.58"	718796 15622057	Use w/power ram cylinder. w/Power steering, use power ram cylinder.

# GMC/CHEVROLET

## C8500, Kodiak, TopKick

### Tie Rod Ends

Axle Rating Lbs.	Axle Code/Year	Part Number/ Location	Stud Center to Rod End	OEM Reference	Notes
8100	(FL1) 1994-99	<b>E-10111</b> Curbside	5.44"	12548111	Second Design
		<b>E-10110</b> Roadside		12548110	
9000, 11000, 12000, 14000	(F43), (FL2), (FS7), (FH0), (FL3) 1990-00	<b>E-10109</b> Curbside	5.44"	12548108	
		<b>E-10108</b> Roadside		12548107	
16000	(FH4) 1993-00	<b>E-4629</b> Curbside	7.37"	12541320	
		<b>E-4628</b> Roadside		12541319	

### C9500

#### King Pin Kits

Axle Rating Lbs.	Axle Code/Year	Part Number/ Bushing Type	King Pin Size	Type	OEM Reference	Notes
9000	(F090) 1963-69	<b>E-4435B</b> Bronze	8.750"	D	2321013	Tapered pin.
		<b>E-4435N</b> Bronze, Nylon			8885021	
12000	(F120) 1973-78	<b>E-4434B</b> Bronze	9.750"	D	2264897	Tapered pin.
		<b>E-4434N</b> Bronze, Nylon				

### Tie Rod Ends

Axle Rating Lbs.	Axle Code/Year	Part Number/ Location	Stud Center to Rod End	OEM Reference	Notes
9000	(F090) 1963-69	<b>E-4637</b> Curbside	3.875"	2330712	
		<b>E-4636</b> Roadside		2330713	

### D50

#### King Pin Kits

Axle Rating Lbs.	Axle Code/Year	Part Number/ Bushing Type	King Pin Size	Type	OEM Reference	Notes
5000	1965-66	<b>E-4444B</b> Bronze	1.109" x 6.343"	A	3927942	
		<b>E-4444N</b> Nylon				

### Tie Rod Ends

Axle Rating Lbs.	Axle Code/Year	Part Number/ Location	Stud Center to Rod End	OEM Reference	Notes
5000	1965-66	<b>E-4621</b> Curbside	5.84"	3864348	
		<b>E-4620</b> Roadside		3864347	

# GMC/CHEVROLET D60

## King Pin Kits

Axle Rating Lbs.	Axle Code/Year	Part Number/ Bushing Type	King Pin Size	Type	OEM Reference	Notes
5000	1964-70	<b>E-4444B</b> Bronze <b>E-4444N</b> Nylon	1.109" x 6.343"	A	3927942	From 1964, second design.
7000	1964-70	<b>E-4443B</b> Bronze <b>E-4443N</b> Nylon	1.249" x 7.888"	A	3927943	From 1964, second design.
9000	1963-70	<b>E-4435B</b> Bronze <b>E-4435N</b> Bronze, Nylon	8.750"	D	2321013 8885021	Tapered pin.
11000	1965-70	<b>E-4434B</b> Bronze <b>E-4434N</b> Bronze, Nylon	9.750"	D	2264897	Tapered pin.

## Tie Rod Ends

Axle Rating Lbs.	Axle Code/Year	Part Number/ Location	Stud Center to Rod End	OEM Reference	Notes
5000	1963-70	<b>E-4621</b> Curbside <b>E-4620</b> Roadside	5.84"	3864348 3864347	
7000	1963-70	<b>E-4625</b> Curbside <b>E-4624</b> Roadside	6.50"	3864354 3864353	
9000	1963-70	<b>E-4637</b> Curbside <b>E-4636</b> Roadside	3.875"	2330712 2330713	

# D90, D9500

## King Pin Kits

Axle Rating Lbs.	Axle Code/Year	Part Number/ Bushing Type	King Pin Size	Type	OEM Reference	Notes
9000	(F090) 1963-69	<b>E-4435B</b> Bronze <b>E-4435N</b> Bronze, Nylon	8.750"	D	2321013 8885021	Tapered pin.
11000	(F110) 1963-69	<b>E-4434B</b> Bronze <b>E-4434N</b> Bronze, Nylon	9.750"	D	2264897	Tapered pin.
12000	(F120) 1975-78	<b>E-4469B</b> Bronze	1.745" x 9.380"	B	8885621	
	(F120), (FE970) 1970-74	<b>E-4434B</b> Bronze <b>E-4434N</b> Bronze, Nylon	9.750"	D	2264897	Tapered pin.
	(FE970) 1966-68	<b>E-4449B</b> Bronze	1.607" x 8.740"	B	2442145	Center point steering.
16000, 18000	(FL901) 1969-78	<b>E-4454B</b> Bronze <b>E-4454N</b> Nylon	1.999" x 11.040"	B	2452865	
16000	(FL931) 1973-78	<b>E-4458B</b> Bronze <b>E-4458C</b> Composite	1.999" x 11.212"	B	2036352 15585841	

# GMC/CHEVROLET D90, D9500 (Continued)

## Tie Rod Ends

Axle Rating Lbs.	Axle Code/Year	Part Number/ Location	Stud Center to Rod End	OEM Reference	Notes
9000	(F090) 1963-69	<b>E-4637</b> Curbside	3.875"	2330712	
		<b>E-4636</b> Roadside		2330713	
12000	(F120) 1970-75	<b>E-4607</b> Curbside	5.00"	671489	Before 1975 second design. Rubber dust boot.
		<b>E-4606</b> Roadside		671488	
	(F120) 1975-78	<b>E-4609</b> Curbside	4.875"	2037140	From 1975 second design. Has three piece grease retainer.
		<b>E-4608</b> Roadside		2037142	
(FE900) 1970-72	<b>E-4611</b> Curbside		2456811		
	<b>E-4610</b> Roadside		2456810		
16000	(F160) 1970-72	<b>E-4607</b> Curbside	5.00"	671489	Rubber dust boot.
		<b>E-4606</b> Roadside		671488	
16000, 18000	(FL901)	<b>E-4617</b> Curbside	5.75"	2452860	
		<b>E-4616</b> Roadside		2452861	
16000	(FL931) 1973-74	<b>E-4617</b> Curbside	5.75"	2452860	
		<b>E-4616</b> Roadside		2452861	
	(FL931) 1975-78	<b>E-4629</b> Curbside	7.37"	798203	
		<b>E-4628</b> Roadside		798204	

## Drag Links

Axle Rating Lbs.	Axle Code/Year	Part Number	Stud Center to Stud Center	OEM Reference	Notes
	(All)	<b>E-5374</b>	17.90"	684196	Color coded white.

## F90

## King Pin Kits

Axle Rating Lbs.	Axle Code/Year	Part Number/ Bushing Type	King Pin Size	Type	OEM Reference	Notes
12000	(F120) 1975-78	<b>E-4469B</b> Bronze	1.745" x 9.380"	B	8885621	Tapered pin.
		<b>E-4434B</b> Bronze	9.750"	D	2264897	
	(F120), (FE900) 1970-74	<b>E-4434N</b> Bronze, Nylon				

## Tie Rod Ends

Axle Rating Lbs.	Axle Code/Year	Part Number/ Location	Stud Center to Rod End	OEM Reference	Notes
12000	(F120) 1970-75	<b>E-4607</b> Curbside	5.00"	671489	Before 1975 second design. Rubber dust boot.
		<b>E-4606</b> Roadside		671488	
	(F120) 1975-78	<b>E-4609</b> Curbside	4.875"	2037140	From 1975 second design. Has three piece grease retainer.
		<b>E-4608</b> Roadside		2037142	
(FE900) 1970-72	<b>E-4611</b> Curbside		2456811		
	<b>E-4610</b> Roadside		2456810		

## Drag Links

Axle Rating Lbs.	Axle Code/Year	Part Number	Stud Center to Stud Center	OEM Reference	Notes
12000	(All)	<b>E-5374</b>	17.90"	684196	Color coded white.

# GMC/CHEVROLET

## F9500

### King Pin Kits

Axle Rating Lbs.	Axle Code/Year	Part Number/ Bushing Type	King Pin Size	Type	OEM Reference	Notes
9000	(F090) 1963-69	<b>E-4435B</b> Bronze	8.750"	D	2321013 8885021	Tapered pin.
		<b>E-4435N</b> Bronze, Nylon				
11000	(F110) 1963-69	<b>E-4434B</b> Bronze	9.750"	D	2264897	Tapered pin.
		<b>E-4434N</b> Bronze, Nylon				
12000	(F120) 1963-74	<b>E-4434B</b> Bronze	9.750"	D	2264897	Tapered pin.
		<b>E-4434N</b> Bronze, Nylon				
	(FE970) 1966-68	<b>E-4449B</b> Bronze	1.607" x 8.740"	B	2442145	Center point steering.

### Tie Rod Ends

Axle Rating Lbs.	Axle Code/Year	Part Number/ Location	Stud Center to Rod End	OEM Reference	Notes
9000	(F090) 1963-69	<b>E-4637</b> Curbside	3.875"	2330712	
		<b>E-4636</b> Roadside		2330713	
12000	(F120) 1970-74	<b>E-4607</b> Curbside	5.00"	671489	Rubber dust boot.
		<b>E-4606</b> Roadside		671488	
	(F120) 1975-78	<b>E-4609</b> Curbside	4.875"	2007728	Has three piece grease retainer.
		<b>E-4608</b> Roadside		2007731	
16000	(F160) 1970-72	<b>E-4607</b> Curbside	5.00"	671489	Rubber dust boot.
		<b>E-4606</b> Roadside		671488	

### Drag Links

Axle Rating Lbs.	Axle Code/Year	Part Number	Stud Center to Stud Center	OEM Reference	Notes
12000	All 1973-78	<b>E-5374</b>	17.90"	684196	Color coded white.

## H70, H7500

### King Pin Kits

Axle Rating Lbs.	Axle Code/Year	Part Number/ Bushing Type	King Pin Size	Type	OEM Reference	Notes
7000	(F070) 1966-78	<b>E-4443B</b> Bronze	1.249" x 7.888"	A	3927943	
		<b>E-4443N</b> Nylon				
9000	(F090) 1966-78	<b>E-4435B</b> Bronze	8.750"	D	2321013 8885021	Tapered pin.
		<b>E-4435N</b> Bronze, Nylon				
11000	(F110) 1966-72	<b>E-4434B</b> Bronze	9.750"	D	2264897	Tapered pin.
		<b>E-4434N</b> Bronze, Nylon				
12000	(F120) 1966-74	<b>E-4434B</b> Bronze	9.750"	D	2264897	Tapered pin.
		<b>E-4434N</b> Bronze, Nylon				
	(F120) 1975-78	<b>E-4469B</b> Bronze	1.745" x 9.380"	B	8885621	
16000	(FL901) 1966-72	<b>E-4454B</b> Bronze	1.999" x 11.040"	B	2452865	
		<b>E-4454N</b> Nylon				

# GMC/CHEVROLET

## H70, H7500 (Continued)

### Tie Rod Ends

Axle Rating Lbs.	Axle Code/Year	Part Number/ Location	Stud Center to Rod End	OEM Reference	Notes
7000	(F070) 1966-78	<b>E-4625</b> Curbside	6.50"	3864354	
		<b>E-4624</b> Roadside		3864353	
	(F070) 1978	<b>E-4613</b> Curbside	4.938"	462390	Use w/6V-53 engine and 465018 axle.
		<b>E-4612</b> Roadside		462389	
9000	(F090) 1966-78	<b>E-4637</b> Curbside	3.875"	2330712	1966-72 All; 1973-78 w/688568 axle only.
		<b>E-4636</b> Roadside		2330713	
	(F090) 1973-78	<b>E-4609</b> Curbside	4.875"	2037140	Exc. 688561; 688568; 2000765, 7, 8; 2002081, 83 axles.
		<b>E-4608</b> Roadside		2037142	
12000	(F120) 1973-78	<b>E-4609</b> Curbside	4.875"	2037140	Exc. 688561; 688568; 2000765, 7, 8; 2002081, 83 axles.
		<b>E-4608</b> Roadside		2037142	
16000	(FL901) 1966-72	<b>E-4617</b> Curbside	5.75"	2452860	
		<b>E-4616</b> Roadside		2452861	

### Drag Links

Axle Rating Lbs.	Axle Code/Year	Part Number	Stud Center to Stud Center	OEM Reference	Notes
7000	(F070) 1973-78	<b>E-5374</b>	17.90"	684196	w/Manual steering.
9000	(F090) 1973-78	<b>E-5326</b>	17.70"	669335	w/Power steering.
		<b>E-5374</b>	17.90"	684196	w/Manual steering.
	(F120D) 1973-78	<b>E-5326</b>	17.70"	669335	w/Power steering.
		<b>E-5374</b>	17.90"	684196	w/Manual steering.
12000	(F120) 1973-78	<b>E-5326</b>	17.70"	669335	w/Power steering.
		<b>E-5374</b>	17.90"	684196	w/Manual steering.

### H80, H8500 King Pin Kits

Axle Rating Lbs.	Axle Code/Year	Part Number/ Bushing Type	King Pin Size	Type	OEM Reference	Notes
7000	(F070) 1973-78	<b>E-4443B</b> Bronze	1.249" x 7.888"	A	3927943	
		<b>E-4443N</b> Nylon				
9000	(F090) 1973-78	<b>E-4435B</b> Bronze	8.750"	D	2321013	Tapered pin.
		<b>E-4435N</b> Bronze, Nylon			8885021	
12000	(F120) 1973-74	<b>E-4434B</b> Bronze	9.750"	D	2264897	Tapered pin.
		<b>E-4434N</b> Bronze, Nylon				
	(F120) 1975-78	<b>E-4469B</b> Bronze	1.745" x 9.380"	B	8885621	

### Tie Rod Ends

Axle Rating Lbs.	Axle Code/Year	Part Number/ Location	Stud Center to Rod End	OEM Reference	Notes
7000	(F070) 1973-78	<b>E-4625</b> Curbside	6.50"	3864354	
		<b>E-4624</b> Roadside		3864353	
9000	(F090) 1973-78	<b>E-4609</b> Curbside	4.875"	2037140	Exc. 688561; 688568; 2000765, 7, 8; 2002081, 83 axles.
		<b>E-4608</b> Roadside		2037142	
12000	(F120) 1973-78	<b>E-4609</b> Curbside	4.875"	2037140	Exc. 688561; 688568; 2000765, 7, 8; 2002081, 83 axles.
		<b>E-4608</b> Roadside		2037142	



# GMC/CHEVROLET

## H80, H8500 (Continued)

### Drag Links

Axle Rating Lbs.	Axle Code/Year	Part Number	Stud Center to Stud Center	OEM Reference	Notes
7000	(F070) 1973-78	<b>E-5374</b>	17.90"	684196	w/Manual steering.
9000	(F090) 1973-78	<b>E-5326</b>	17.70"	669335	w/Power steering.
		<b>E-5374</b>	17.90"	684196	w/Manual steering.
12000	(F120) 1973-78	<b>E-5326</b>	17.70"	669335	w/Power steering.
		<b>E-5374</b>	17.90"	684196	w/Manual steering.

## H90, H9500

### King Pin Kits

Axle Rating Lbs.	Axle Code/Year	Part Number/ Bushing Type	King Pin Size	Type	OEM Reference	Notes
7000	(F070) 1966-72	<b>E-4443B</b> Bronze <b>E-4443N</b> Nylon	1.249" x 7.888"	A	3927943	
9000	(F090) 1970-78	<b>E-4435B</b> Bronze <b>E-4435N</b> Bronze, Nylon	8.750"	D	2321013 8885021	Tapered pin.
	(F120D) 1975-78	<b>E-4469B</b> Bronze	1.745" x 9.380"	B	8885621	
12000	(F120) 1975-78	<b>E-4469B</b> Bronze	1.745" x 9.380"	B	8885621	
	(F120, FE900) 1970-74	<b>E-4434B</b> Bronze <b>E-4434N</b> Bronze, Nylon	9.750"	D	2264897	Tapered pin.

### Tie Rod Ends

Axle Rating Lbs.	Axle Code/Year	Part Number/ Location	Stud Center to Rod End	OEM Reference	Notes
7000	(F070) 1966-72	<b>E-4625</b> Curbside <b>E-4624</b> Roadside	6.50"	3864354 3864353	
9000	(F090) 1966-69	<b>E-4637</b> Curbside <b>E-4636</b> Roadside	3.875"	2330712 2330713	
	(F090) 1970-78	<b>E-4607</b> Curbside <b>E-4606</b> Roadside	5.00"	671489 671488	Rubber dust boot.
	(F120D) 1975-78	<b>E-4607</b> Curbside <b>E-4606</b> Roadside	5.00"	671489 671488	
12000	(F120) 1970-75	<b>E-4607</b> Curbside <b>E-4606</b> Roadside	5.00"	671489 671488	Before 1975 second design. Rubber dust boot.
	(F120) 1975-78	<b>E-4609</b> Curbside <b>E-4608</b> Roadside	4.875"	2037140 2037142	From 1975 second design. Has three piece grease retainer.
	(FE900) 1970-72	<b>E-4611</b> Curbside <b>E-4610</b> Roadside		2456811 2456810	
16000	(F160) 1970-72	<b>E-4607</b> Curbside <b>E-4606</b> Roadside	5.00"	671489 671488	

### Drag Links

Axle Rating Lbs.	Axle Code/Year	Part Number	Stud Center to Stud Center	OEM Reference	Notes
9000	(F090) 1970-78	<b>E-5326</b> <b>E-5374</b>	17.70" 17.90"	669335 684196	w/Power steering. w/Manual steering.
12000	(F120) 1970-78	<b>E-5326</b> <b>E-5374</b>	17.70" 17.90"	669335 684196	w/Power steering. w/Manual steering.

Axle Rating Lbs.	Axle Code/Year	Part Number/ Bushing Type	King Pin Size	Type	OEM Reference	Notes
7000	(F070) 1966-78	<b>E-4443B</b> Bronze	1.249" x 7.888"	A	3927943	
		<b>E-4443N</b> Nylon				
9000	(F090) 1966-78	<b>E-4435B</b> Bronze	8.750"	D	2321013	Tapered pin.
		<b>E-4435N</b> Bronze, Nylon				
	(F120D) 1975-78	<b>E-4469B</b> Bronze	1.745" x 9.380"	B	8885621	
11000	(F110) 1966-72	<b>E-4434B</b> Bronze	9.750"	D	2264897	Tapered pin.
		<b>E-4434N</b> Bronze, Nylon				
12000	(F120) 1966-74	<b>E-4434B</b> Bronze	9.750"	D	2264897	Tapered pin.
		<b>E-4434N</b> Bronze, Nylon				
	(F120) 1975-78	<b>E-4469B</b> Bronze	1.745" x 9.380"	B	8885621	
16000, 18000	(FL901) 1966-78	<b>E-4454B</b> Bronze	1.999" x 11.040"	B	2452865	
		<b>E-4454N</b> Nylon				
	(FL931) 1973-78	<b>E-4458B</b> Bronze	1.999" x 11.212"		2036352	
		<b>E-4458C</b> Composite			15585841	

### Tie Rod Ends

Axle Rating Lbs.	Axle Code/Year	Part Number/ Location	Stud Center to Rod End	OEM Reference	Notes
7000	(F070) 1966-78	<b>E-4625</b> Curbside	6.50"	3864354	
		<b>E-4624</b> Roadside		3864353	
	(F070) 1978	<b>E-4613</b> Curbside	4.938"	462390	Use w/6V-53 engine and 465018 axle.
		<b>E-4612</b> Roadside		462389	
9000	(F090) 1966-78	<b>E-4637</b> Curbside	3.875"	2330712	1966-72 All; 1973-78 w/688568 axle only.
		<b>E-4636</b> Roadside		2330713	
	(F090) 1973-78	<b>E-4609</b> Curbside	4.875"	2037140	Except 688561; 688568; 2000765, 7, 8; 2002081, 83 axles.
		<b>E-4608</b> Roadside		2037142	
	(F120D) 1974-78	<b>E-4609</b> Curbside		2037140	
		<b>E-4608</b> Roadside		2037142	
12000	(F120) 1973-78	<b>E-4609</b> Curbside	4.875"	2037140	Except 688561; 688568; 2000765, 7, 8; 2002081, 83 axles.
		<b>E-4608</b> Roadside		2037142	
16000, 18000	(FL901) 1966-78	<b>E-4617</b> Curbside	5.75"	2452860	
		<b>E-4616</b> Roadside		2452861	
	(FL931) 1973-78	<b>E-4629</b> Curbside	7.37"	798203	Use w/718314, 719708; 719831; 2025882, 886 axles.
		<b>E-4628</b> Roadside		798204	

### Drag Links

Axle Rating Lbs.	Axle Code/Year	Part Number	Stud Center to Stud Center	OEM Reference	Notes
7000	(F070) 1973-78	<b>E-5374</b>	17.90"	684196	w/Manual steering.
9000	(F090) 1973-78	<b>E-5374</b>	17.90"	684196	Use w/6V-53; 432; 478M engines.
		<b>E-5326</b>	17.70"	669335	w/Power steering.
	(F090), (F120D) 1970-78	<b>E-5374</b>	17.90"	684196	w/Manual steering.
12000	(F120) 1970-78	<b>E-5326</b>	17.70"	669335	w/Power steering.
		<b>E-5374</b>	17.90"	684196	w/Manual steering.
16000, 18000	(FL901) 1973-78	<b>E-5374</b>	17.90"	684196	w/Manual steering.
		(FL931) 1973-78 <b>E-5326</b>	17.70"	669335	w/Power steering - RH

# GMC/CHEVROLET

## J80

### King Pin Kits

Axle Rating Lbs.	Axle Code/Year	Part Number/ Bushing Type	King Pin Size	Type	OEM Reference	Notes
9000	(F090) 1973-78	<b>E-4435B</b> Bronze	8.750"	D	2321013	Tapered pin.
		<b>E-4435N</b> Bronze, Nylon			8885021	
12000	(F120) 1973-74	<b>E-4434B</b> Bronze	9.750"	D	2264897	Tapered pin.
		<b>E-4434N</b> Bronze, Nylon			2664897	
16000, 18000	(FL901) 1973-74	<b>E-4469B</b> Bronze	1.745" x 9.380"	B	8885621	
		<b>E-4454B</b> Bronze	1.999" x 11.040"	B	2452865	
<b>E-4454N</b> Nylon						

### Tie Rod Ends

Axle Rating Lbs.	Axle Code/Year	Part Number/ Location	Stud Center to Rod End	OEM Reference	Notes
9000	(F090) 1973-78	<b>E-4609</b> Curbside	4.875"	2037140	Except 688561; 688568; 2000765, 7, 8; 2002081, 83 axles.
		<b>E-4608</b> Roadside		2037142	
12000	(F120) 1973-78	<b>E-4609</b> Curbside	4.875"	2037140	Except 688561; 688568; 2000765, 7, 8; 2002081, 83 axles.
		<b>E-4608</b> Roadside		2037142	
16000, 18000	(FL901) 1973-74	<b>E-4617</b> Curbside	5.75"	2452860	
		<b>E-4616</b> Roadside		2452861	

### Drag Links

Axle Rating Lbs.	Axle Code/Year	Part Number	Stud Center to Stud Center	OEM Reference	Notes
9000	(F090) 1973-74	<b>E-5326</b>	17.70"	669335	w/Power steering.
		<b>E-5374</b>	17.90"	684196	w/Manual steering. Use w/6V-53; 432; 478M engines.
12000	(F120) 1973-74	<b>E-5326</b>	17.70"	669335	w/Power steering.
		<b>E-5374</b>	17.90"	684196	w/Manual steering.
16000, 18000	(FL901) 1973-74	<b>E-5374</b>	17.90"	684196	w/Manual steering. Use w/6V-53; 432; 478M engines.

## J8500

### King Pin Kits

Axle Rating Lbs.	Axle Code/Year	Part Number/ Bushing Type	King Pin Size	Type	OEM Reference	Notes
9000	(F090) 1963-78	<b>E-4435B</b> Bronze	8.750"	D	2321013	Tapered pin.
		<b>E-4435N</b> Bronze, Nylon			8885021	
12000	(F120) 1963-74	<b>E-4434B</b> Bronze	9.750"	D	2264897	Tapered pin.
		<b>E-4434N</b> Bronze, Nylon				
16000, 18000	(FL901) 1973-74	<b>E-4454B</b> Bronze	1.999" x 11.040"	B	2452865	
		<b>E-4454N</b> Nylon				

# GMC/CHEVROLET

## J8500 (Continued)

### Tie Rod Ends

Axle Rating Lbs.	Axle Code/Year	Part Number/ Location	Stud Center to Rod End	OEM Reference	Notes
9000	(F090) 1963-72	<b>E-4637</b> Curbside	3.875"	2330712	
		<b>E-4636</b> Roadside		2330713	
	(F090), (F120) 1973-78	<b>E-4607</b> Curbside	5.00"	671489	Rubber dust boot.
		<b>E-4606</b> Roadside		671488	
12000	(F120) 1973-78	<b>E-4607</b> Curbside	5.00"	671489	
		<b>E-4606</b> Roadside		671488	
16000	(FL901) 1973-74	<b>E-4617</b> Curbside	5.75"	2452860	
		<b>E-4616</b> Roadside		2452861	

### Drag Links

Axle Rating Lbs.	Axle Code/Year	Part Number	Stud Center to Stud Center	OEM Reference	Notes
9000	(F090) 1973-78	<b>E-5326</b>	17.70"	669335	w/Power steering.
		<b>E-5374</b>	17.90"	684196	w/Manual steering. Use w/6V-53; 432; 478 engines.
12000	(F120) 1973-78	<b>E-5326</b>	17.70"	669335	w/Power steering.
		<b>E-5374</b>	17.90"	684196	
16000	(FL901) 1973-74	<b>E-5374</b>	17.90"	684196	w/6V-53 engine.

## J90, J9500

### King Pin Kits

Axle Rating Lbs.	Axle Code/Year	Part Number/ Bushing Type	King Pin Size	Type	OEM Reference	Notes
9000	(F090) 1970-78	<b>E-4435B</b> Bronze	8.750"	D	2321013	Tapered pin.
		<b>E-4435N</b> Bronze, Nylon			8885021	
12000	(F120) 1970-74	<b>E-4434B</b> Bronze	9.750"	D	2264897	Tapered pin.
		<b>E-4434N</b> Bronze, Nylon				
16000, 18000	(FL901) 1970-78	<b>E-4454B</b> Bronze	1.999" x 11.040"	B	2452865	
		<b>E-4454N</b> Nylon				
16000	(FL931) 1973-78	<b>E-4458B</b> Bronze	1.999" x 11.212"	B	2036352	
		<b>E-4458C</b> Composite			15585841	

### Tie Rod Ends

Axle Rating Lbs.	Axle Code/Year	Part Number/ Location	Stud Center to Rod End	OEM Reference	Notes
9000	(F090) 1963-69	<b>E-4637</b> Curbside	3.875"	2330712	
		<b>E-4636</b> Roadside		2330713	
	(F090) 1970-78	<b>E-4607</b> Curbside	5.00"	671489	Rubber dust boot.
		<b>E-4606</b> Roadside		671488	
12000	(F120) 1970-75	<b>E-4607</b> Curbside	5.00"	671489	Before 1975 second design. Rubber dust boot.
		<b>E-4606</b> Roadside		671488	
	(F120) 1975-78	<b>E-4609</b> Curbside	4.875"	2037140	From 1975 second design. Has three piece grease retainer.
		<b>E-4608</b> Roadside		2037142	
	(FE900) 1970-72	<b>E-4611</b> Curbside		2456811	
		<b>E-4610</b> Roadside		2456810	
16000	(F160) 1970-72	<b>E-4607</b> Curbside	5.00"	671489	Rubber dust boot.
		<b>E-4606</b> Roadside		671488	
16000, 18000	(FL901) 1973-78	<b>E-4617</b> Curbside	5.75"	2452860	
		<b>E-4616</b> Roadside		2452861	
16000	(FL931) 1973-78	<b>E-4629</b> Curbside	7.37"	798203	w/Axle models 718314; 719708; 719831; 2025882, 86 axles.
		<b>E-4628</b> Roadside		798204	

# GMC/CHEVROLET

## J90, J9500 (Continued)

### Drag Links

Axle Rating Lbs.	Axle Code/Year	Part Number	Stud Center to Stud Center	OEM Reference	Notes
9000	(F090) 1970-78	E-5326	17.70"	669335	w/Power steering.
		E-5374	17.90"	684196	w/Manual steering.
12000	(F120) 1970-78	E-5326	17.70"	669335	w/Power steering.
		E-5374	17.90"	684196	w/Manual steering.
16000	(FL931) 1973-78	E-5326	17.70"	669335	w/Power steering - LH

## L50

### King Pin Kits

Axle Rating Lbs.	Axle Code/Year	Part Number/ Bushing Type	King Pin Size	Type	OEM Reference	Notes
5000	1964	E-4444B Bronze	1.109" x 6.343"	A	3927942	Second design w/thrust bearing.
		E-4444N Nylon				
	1965-70	E-4444B Bronze				
		E-4444N Nylon				
7000	1965-70	E-4443B Bronze	1.249" x 7.888"	A	3927943	
		E-4443N Nylon				
9000	1965-70	E-4435B Bronze	8.750"	D	2321013	Tapered pin.
		E-4435N Bronze, Nylon				
11000	1965-70	E-4434B Bronze	9.750"	D	2264897	Tapered pin.
		E-4434N Bronze, Nylon				

### Tie Rod Ends

Axle Rating Lbs.	Axle Code/Year	Part Number/ Location	Stud Center to Rod End	OEM Reference	Notes
5000	1963-66	E-4621 Curbside	5.84"	3864348	
		E-4620 Roadside		3864347	
7000	1965-70	E-4625 Curbside	6.50"	3864354	
		E-4624 Roadside		3864353	
9000	1965-70	E-4637 Curbside	3.875"	2330712	
		E-4636 Roadside		2330713	

## L60, C80, E80, L80, M80, U80

### King Pin Kits

Axle Rating Lbs.	Axle Code/Year	Part Number/ Bushing Type	King Pin Size	Type	OEM Reference	Notes
5000	1965-66	E-4444B Bronze	1.109" x 6.343"	A	3927942	
		E-4444N Nylon				
7000	1964-66	E-4443B Bronze	1.249" x 7.888"	A	3927943	
		E-4443N Nylon				
9000	1963-66	E-4435B Bronze	8.750"	D	2321013	Tapered pin.
		E-4435N Bronze, Nylon				
11000	1963-66	E-4434B Bronze	9.750"	D	2264897	Tapered pin.
		E-4434N Bronze, Nylon				

# GMC/CHEVROLET

## L60, C80, E80, L80, M80, U80 (Continued)

### Tie Rod Ends

Axle Rating Lbs.	Axle Code/Year	Part Number/ Location	Stud Center to Rod End	OEM Reference	Notes
5000	1965-66	<b>E-4621</b> Curbside	5.84"	3864348	
		<b>E-4620</b> Roadside		3864347	
7000	1963-66	<b>E-4625</b> Curbside	6.50"	3864354	
		<b>E-4624</b> Roadside		3864353	
9000	1963-66	<b>E-4637</b> Curbside	3.875"	2330712	
		<b>E-4636</b> Roadside		2330713	

### M50

#### King Pin Kits

Axle Rating Lbs.	Axle Code/Year	Part Number/ Bushing Type	King Pin Size	Type	OEM Reference	Notes
5000	1967-70	<b>E-4444B</b> Bronze	1.109" x 6.343"	A	3927942	
		<b>E-4444N</b> Nylon				
7000	1967-72	<b>E-4443B</b> Bronze	1.249" x 7.888"	A	3927943	
		<b>E-4443N</b> Nylon				
9000	1967-70	<b>E-4435B</b> Bronze	8.750"	D	2321013	Tapered pin.
		<b>E-4435N</b> Bronze, Nylon			8885021	

### Tie Rod Ends

Axle Rating Lbs.	Axle Code/Year	Part Number/ Location	Stud Center to Rod End	OEM Reference	Notes
5000	1967-70	<b>E-4621</b> Curbside	5.84"	3864348	
		<b>E-4620</b> Roadside		3864347	
7000	1967-73	<b>E-4625</b> Curbside	6.50"	3864354	
		<b>E-4624</b> Roadside		3864353	
9000	1967-70	<b>E-4637</b> Curbside	3.875"	2330712	
		<b>E-4636</b> Roadside		2330713	

### M60, M6000

#### King Pin Kits

Axle Rating Lbs.	Axle Code/Year	Part Number/ Bushing Type	King Pin Size	Type	OEM Reference	Notes
5000	1964-70	<b>E-4444B</b> Bronze	1.109" x 6.343"	A	3927942	First design.
		<b>E-4444N</b> Nylon				
7000	1964-78	<b>E-4443B</b> Bronze	1.249" x 7.888"	A	3927943	
		<b>E-4443N</b> Nylon				
9000	1963-78	<b>E-4435B</b> Bronze	8.750"	D	2321013	Tapered pin.
		<b>E-4435N</b> Bronze, Nylon			8885021	
11000	1965-70	<b>E-4434B</b> Bronze	9.750"	D	2264897	Tapered pin.
		<b>E-4434N</b> Bronze, Nylon				
12000	(F120) 1975-78	<b>E-4469B</b> Bronze	1.745" x 9.380"	B	8885621	
		<b>E-4434B</b> Bronze	9.750"	D	2264897	Tapered pin.
		<b>E-4434N</b> Bronze, Nylon				

# GMC/CHEVROLET

## M60, M6000 (Continued)

### Tie Rod Ends

Axle Rating Lbs.	Axle Code/Year	Part Number/ Location	Stud Center to Rod End	OEM Reference	Notes
5000	1963-70	<b>E-4621</b> Curbside	5.84"	3864348	
		<b>E-4620</b> Roadside		3864347	
7000	1963-78	<b>E-4625</b> Curbside	6.50"	3864354	w/Axle models 348136, 42; 349041, 42, 44, 46, 47, 48, 52, 53, 59, 60; 45977.
		<b>E-4624</b> Roadside		3864353	
	1973-78	<b>E-4613</b> Curbside	4.938"	462390	
		<b>E-4612</b> Roadside		462389	
9000	1963-74	<b>E-4637</b> Curbside	3.875"	2330712	
		<b>E-4636</b> Roadside		2330713	
	1975-78	<b>E-4607</b> Curbside	5.00"	671489	
		<b>E-4606</b> Roadside		671488	
12000	1973-78	<b>E-4607</b> Curbside	5.00"	671489	
		<b>E-4606</b> Roadside		671488	

### Drag Links

Axle Rating Lbs.	Axle Code/Year	Part Number	Stud Center to Stud Center	OEM Reference	Notes
7000, 9000, 12000	1978	<b>E-6816</b>	17.00"	718797, 15506689	

## M65, M6500

### King Pin Kits

Axle Rating Lbs.	Axle Code/Year	Part Number/ Bushing Type	King Pin Size	Type	OEM Reference	Notes
7000	(F070) 1973-78	<b>E-4443B</b> Bronze	1.249" x 7.888"	A	3927943	
		<b>E-4443N</b> Nylon				
9000	(F090) 1973-78	<b>E-4435B</b> Bronze	8.750"	D	2321013	Tapered pin.
		<b>E-4435N</b> Bronze, Nylon				
	(F120D) 1975-78	<b>E-4469B</b> Bronze	1.745" x 9.380"	B	8885621	
11000	(F110) 1969-72	<b>E-4434B</b> Bronze	9.750"	D	2264897	Tapered pin.
		<b>E-4434N</b> Bronze, Nylon				
12000	(F120) 1973-75	<b>E-4434B</b> Bronze	9.750"	D	2264897	Tapered pin.
		<b>E-4434N</b> Bronze, Nylon				
	(F120) 1975-78	<b>E-4469B</b> Bronze	1.745" x 9.380"	B	8885621	

### Tie Rod Ends

Axle Rating Lbs.	Axle Code/Year	Part Number/ Location	Stud Center to Rod End	OEM Reference	Notes
7000	(F070) 1973-78	<b>E-4625</b> Curbside	6.50"	3864354	
		<b>E-4624</b> Roadside		3864353	
9000	(F090) 1973-74	<b>E-4637</b> Curbside	3.875"	2330712	
		<b>E-4636</b> Roadside		2330713	
	(F090), (F120D) 1975-78	<b>E-4607</b> Curbside	5.00"	671489	
		<b>E-4606</b> Roadside		671488	
12000	(F120) 1973-78	<b>E-4607</b> Curbside	5.00"	671489	Rubber dust boot.
		<b>E-4606</b> Roadside		671488	
	(F120) 1975-78	<b>E-4609</b> Curbside	4.875"	2037140, 2007728	w/Axle Models 718934, 36, 37; 719597; 2000763; 2002084, 85, 86, 87. Has three piece grease retainer.
		<b>E-4608</b> Roadside		2037142, 2007731	

# GMC/CHEVROLET

## M65, M6500 (Continued)

### Drag Links

Axle Rating Lbs.	Axle Code/Year	Part Number	Stud Center to Stud Center	OEM Reference	Notes
7000	(F070) 1975-78	<b>E-6816</b>	17.00"	718797, 15506689	Second design.
9000	(F090) 1975-78	<b>E-5392</b>	3.12" Stud center to rod end	3892946	Power steering cylinder end.
		<b>E-5373</b>	17.96"	718798	Second design.
	(F120D) 1975-78	<b>E-6816</b>	17.00"	718797	
		<b>E-5373</b>	17.96"	718798	
1973-78	<b>E-5392</b>	3.12" Stud center to rod end	3892946	Power steering cylinder end.	
12000	(F120) 1973-78	<b>E-5392</b>	3.12" Stud center to rod end	3892946	Power steering cylinder end.

## M90, M9500

### King Pin Kits

Axle Rating Lbs.	Axle Code/Year	Part Number/ Bushing Type	King Pin Size	Type	OEM Reference	Notes
9000	(F090) 1970-78	<b>E-4435B</b> Bronze	8.750"	D	2321013	Tapered pin.
		<b>E-4435N</b> Bronze, Nylon			8885021	
	(F120D) 1975-78	<b>E-4469B</b> Bronze	1.745" x 9.380"	B	8885621	
12000	(F120) 1975-78	<b>E-4469B</b> Bronze	1.745" x 9.380"	B	8885621	
	(F120), (FE900) 1970-74	<b>E-4434B</b> Bronze	9.750"	D	2264897	Tapered pin.
		<b>E-4434N</b> Bronze, Nylon				
16000	(FL901) 1970-78	<b>E-4454B</b> Bronze	1.999" x 11.040"	B	2452865	
		<b>E-4454N</b> Nylon				
	(FL931) 1973-78	<b>E-4458B</b> Bronze	1.999" x 11.212"		2036352	
		<b>E-4458C</b> Composite			15585841	
18000	(FL901) 1973-78	<b>E-4454B</b> Bronze	1.999" x 11.040"	B	2452865	
		<b>E-4454N</b> Nylon			720383	

### Tie Rod Ends

Axle Rating Lbs.	Axle Code/Year	Part Number/ Location	Stud Center to Rod End	OEM Reference	Notes
9000	(F090) 1963-69	<b>E-4637</b> Curbside	3.875"	2330712	
		<b>E-4600</b> Roadside		2330713	
	(F090) 1970-78	<b>E-4607</b> Curbside	5.00"	671489	Rubber dust boot.
		<b>E-4606</b> Roadside		671488	
	(F120D) 1975-78	<b>E-4607</b> Curbside		671489	
		<b>E-4606</b> Roadside		671488	
12000	(F120) 1970-75	<b>E-4607</b> Curbside	5.00"	671489	Before 1975 second design.
		<b>E-4606</b> Roadside		671488	Rubber dust boot.
	(F120) 1975-78	<b>E-4609</b> Curbside	4.875"	2037140	From 1975 second design.
		<b>E-4608</b> Roadside		2037142	Has three piece grease retainer.
	(FE900) 1970-72	<b>E-4611</b> Curbside		2456811	
		<b>E-4610</b> Roadside		2456810	
16000	(F160) 1970-72	<b>E-4607</b> Curbside	5.00"	671489	Rubber dust boot.
		<b>E-4606</b> Roadside		671488	
	(FL901) 1973-78	<b>E-4617</b> Curbside	5.75"	2456860	
		<b>E-4616</b> Roadside		2456861	
18000	(FL901) 1973-78	<b>E-4617</b> Curbside	5.75"	2452861	
		<b>E-4616</b> Roadside		2452860	



# GMC/CHEVROLET

## M90, M9500 (Continued)

### Drag Links

Axle Rating Lbs.	Axle Code/Year	Part Number	Stud Center to Stud Center	OEM Reference	Notes
9000	(F090) 1970-78	E-5326	17.70"	669335	w/Power steering.
		E-5374	17.90"	684196	w/Manual steering.
12000	(F120) 1970-78	E-5326	17.70"	669335	w/Power steering.
		E-5374	17.90"	684196	w/Manual steering.
16000	(FL931) 1973-78	E-5326	17.70"	669335	w/Power steering - LH

## N50

### King Pin Kits

Axle Rating Lbs.	Axle Code/Year	Part Number/ Bushing Type	King Pin Size	Type	OEM Reference	Notes
7000	1965-66	E-4443B Bronze	1.249" x 7.888"	A	3927943	
		E-4443N Nylon				
9000	1965-66	E-4435B Bronze	8.750"	D	2321013	Tapered pin.
		E-4435N Bronze, Nylon				

### Tie Rod Ends

Axle Rating Lbs.	Axle Code/Year	Part Number/ Location	Stud Center to Rod End	OEM Reference	Notes
7000	1965-66	E-4625 Curbside	6.50"	3864354	
		E-4624 Roadside		3864353	
9000	1965-66	E-4637 Curbside	3.875"	2330712	
		E-4636 Roadside		2330713	

## N60, Y60

### King Pin Kits

Axle Rating Lbs.	Axle Code/Year	Part Number/ Bushing Type	King Pin Size	Type	OEM Reference	Notes
7000	1965-66	E-4443B Bronze	1.249" x 7.888"	A	3927943	
		E-4443N Nylon				
9000	1965-66	E-4435B Bronze	8.750"	D	2321013	Tapered pin.
		E-4435N Bronze, Nylon				
11000	1965-66	E-4434B Bronze	9.750"	D	2264897	Tapered pin.
		E-4434N Bronze, Nylon				

### Tie Rod Ends

Axle Rating Lbs.	Axle Code/Year	Part Number/ Location	Stud Center to Rod End	OEM Reference	Notes
7000	1965-66	E-4625 Curbside	6.50"	3864354	
		E-4624 Roadside		3864353	
9000	1965-66	E-4637 Curbside	3.875"	2330712	
		E-4636 Roadside		2330713	

## P1500 (1/2 Ton) 2WD

### King Pin Kits

Axle Rating Lbs.	Axle Code/Year	Part Number/ Bushing Type	King Pin Size	Type	OEM Reference	Notes
	1966	E-4430B Bronze	1.109" x 6.344"	A	3854744	

# GMC/CHEVROLET

## P1500 (1/2 Ton) 2WD (Continued)

### Tie Rod Ends

Axle Rating Lbs.	Axle Code/Year	Part Number/ Location	Stud Center to Rod End	OEM Reference	Notes
1966		<b>E-4621</b> Curbside	5.84"	3864348	
		<b>E-4620</b> Roadside		3864347	

## P2500 (3/4 Ton) 2WD

### King Pin Kits

Axle Rating Lbs.	Axle Code/Year	Part Number/ Bushing Type	King Pin Size	Type	OEM Reference	Notes
1960-63		<b>E-4430B</b> Bronze	1.109" x 6.344"	A	3854744	
1964-65		<b>E-4444B</b> Bronze	1.109" x 6.343"		3927942	
		<b>E-4444N</b> Nylon				
1966		<b>E-4430B</b> Bronze	1.109" x 6.344"		3854744	
1967		<b>E-4444B</b> Bronze	1.109" x 6.343"		3927942	
		<b>E-4444N</b> Nylon				

### Tie Rod Ends

Axle Rating Lbs.	Axle Code/Year	Part Number/ Location	Stud Center to Rod End	OEM Reference	Notes
1960-63		<b>E-4621</b> Curbside	5.84"	3864348	
		<b>E-4620</b> Roadside		3864347	
1966-67		<b>E-4621</b> Curbside		3864348	
		<b>E-4620</b> Roadside		3864347	

## P40

### King Pin Kits

Axle Rating Lbs.	Axle Code/Year	Part Number/ Bushing Type	King Pin Size	Type	OEM Reference	Notes
5000	(F050) 1979-90	<b>E-4453B</b> Bronze	1.179" x 6.360"	A	722166, 15536398	
7000	(F070) 1979-84	<b>E-4443B</b> Bronze	1.249" x 7.888"		8885857	
		<b>E-4443N</b> Nylon				

### Tie Rod Ends

Axle Rating Lbs.	Axle Code/Year	Part Number/ Location	Stud Center to Rod End	OEM Reference	Notes
5000, 7000	(F050), (F070) 1979-90	<b>E-4613</b> Curbside	4.938"	462390	
		<b>E-4612</b> Roadside		462389	

## P4500

### King Pin Kits

Axle Rating Lbs.	Axle Code/Year	Part Number/ Bushing Type	King Pin Size	Type	OEM Reference	Notes
5000	(F050) 1979-90	<b>E-4453B</b> Bronze	1.179" x 6.360"	A	722166	
7000	(F070) 1979-84	<b>E-4443B</b> Bronze	1.249" x 7.888"		8885857	
		<b>E-4443N</b> Nylon				

### Tie Rod Ends

Axle Rating Lbs.	Axle Code/Year	Part Number/ Location	Stud Center to Rod End	OEM Reference	Notes
5000, 7000	(F050), (F070) 1979-90	<b>E-4613</b> Curbside	4.938"	462390	
		<b>E-4612</b> Roadside		462389	

# GMC/CHEVROLET

## P50

### King Pin Kits

Axle Rating Lbs.	Axle Code/Year	Part Number/ Bushing Type	King Pin Size	Type	OEM Reference	Notes
5000	1965-66	<b>E-4444B</b> Bronze <b>E-4444N</b> Nylon	1.109" x 6.343"	A	3927942	

### Tie Rod Ends

Axle Rating Lbs.	Axle Code/Year	Part Number/ Location	Stud Center to Rod End	OEM Reference	Notes
5000	1965-66	<b>E-4621</b> Curbside <b>E-4620</b> Roadside	5.84"	3864348 3864347	

## P60

### King Pin Kits

Axle Rating Lbs.	Axle Code/Year	Part Number/ Bushing Type	King Pin Size	Type	OEM Reference	Notes
5000	(F050) 1983-90	<b>E-4453B</b> Bronze	1.179" x 6.360"	A	1553698	
7000	(F070) 1983-90	<b>E-4443B</b> Bronze <b>E-4443N</b> Nylon	1.249" x 7.888"	A	8885857	
8100	(FL1) 1992-96	<b>E-10104B</b> Bronze	1.614" x 8.035"	D	12540328	
9000	(F090) 1984-90 (F120D) 1987-90	<b>E-4469B</b> Bronze <b>E-4469B</b> Bronze	1.745" x 9.380"	B	8885856	
11000	(FL2) 1992-96	<b>E-10105B</b> Bronze	1.892" x 9.188"	D	12540329	
12000	(F120) 1983-90	<b>E-4469B</b> Bronze	1.745" x 9.380"	B	8885856	

### Tie Rod Ends

Axle Rating Lbs.	Axle Code/Year	Part Number/ Location	Stud Center to Rod End	OEM Reference	Notes
5000	(F050) 1983-90	<b>E-4613</b> Curbside <b>E-4612</b> Roadside	4.938"	462390 462389	
7000	(F070) 1983-87 (F070) 1988-90	<b>E-4613</b> Curbside <b>E-4612</b> Roadside <b>E-6855</b> Curbside <b>E-6854</b> Roadside	4.938" 10.81"	462390 462389 15522069 15622068	
8000	(FL1) 1992-44 (FL1) 1992-94 (FL1) 1994-99	<b>E-10112</b> Roadside <b>E-10113</b> Curbside <b>E-10111</b> Curbside <b>E-10110</b> Roadside	5.02" 5.44"	12549194 12549195 12548111 12548110	First design. Second design.
9000	(F090) 1983-90 (F120D) 1987-90	<b>E-4609</b> Curbside <b>E-4608</b> Roadside <b>E-4609</b> Curbside <b>E-4608</b> Roadside	4.875"	2037140 2037142 2037140 2037142	
11000	(FL2) 1992-96	<b>E-10109</b> Curbside <b>E-10108</b> Roadside	5.44"	12548108 12548107	
12000	(F120) 1983-90	<b>E-4609</b> Curbside <b>E-4608</b> Roadside	4.875"	2037140 2037142	

# GMC/CHEVROLET

## P60 (Continued)

### Drag Links

Axle Rating Lbs.	Axle Code/Year	Part Number	Stud Center to Stud Center	OEM Reference	Notes
5000	(F050) 1983-90	<b>E-6816</b>	17.00"	15506689	
7000	(F070) 1983-90	<b>E-6816</b>	17.00"	15506689	Except motor home applications.
9000	(F120D) 1983-90	<b>E-5373</b>	17.96"	718798	w/Saginaw power steering and hydraulic brakes.
	(F120D) 1988-90	<b>E-6833</b>	18.50"	15625713	
12000	(F120) 1983-90	<b>E-5373</b>	17.96"	718798	w/Saginaw power steering and hydraulic brakes.
	(F120) 1988-90	<b>E-6833</b>	18.50"	15625713	

## P6000

### King Pin Kits

Axle Rating Lbs.	Axle Code/Year	Part Number/ Bushing Type	King Pin Size	Type	OEM Reference	Notes
5000	(F050) 1983-90	<b>E-4453B</b> Bronze	1.179" x 6.360"	A	15536398	
7000	(F070) 1983-90	<b>E-4443B</b> Bronze <b>E-4443N</b> Nylon	1.249" x 7.888"	A	8885857	
9000	(F090) 1984-90	<b>E-4469B</b> Bronze	1.745" x 9.380"	B	8885856	
12000	(F120) 1984-90	<b>E-4469B</b> Bronze	1.745" x 9.380"	B	8885856	

### Tie Rod Ends

Axle Rating Lbs.	Axle Code/Year	Part Number/ Location	Stud Center to Rod End	OEM Reference	Notes
5000	(F050) 1983-90	<b>E-4613</b> Curbside <b>E-4612</b> Roadside	4.938"	462390 462389	
7000	(F070) 1983-87	<b>E-4613</b> Curbside <b>E-4612</b> Roadside	4.938"	462390 462389	
	(F070) 1988-90	<b>E-6855</b> Curbside <b>E-6854</b> Roadside	10.81"	15622069 15622068	
9000	(F090) 1983-90	<b>E-4609</b> Curbside <b>E-4608</b> Roadside	4.875"	2037140 2037142	

### Drag Links

Axle Rating Lbs.	Axle Code/Year	Part Number	Stud Center to Stud Center	OEM Reference	Notes
5000	(F050) 1983-90	<b>E-6816</b>	17.00"	15506689	
7000	(F070) 1983-90	<b>E-6816</b>	17.00"	15506689	Except motor home applications.
9000	(F120D) 1983-90	<b>E-5373</b>	17.96"	718798	w/Saginaw power steering and hydraulic brakes.
	(F120D) 1988-90	<b>E-6833</b>	18.50"	15625713	

## Q60, V60, X60

### King Pin Kits

Axle Rating Lbs.	Axle Code/Year	Part Number/ Bushing Type	King Pin Size	Type	OEM Reference	Notes
5000	1965-66	<b>E-4444B</b> Bronze <b>E-4444N</b> Nylon	1.109" x 6.343"	A	3927942	
7000	1965-66	<b>E-4443B</b> Bronze <b>E-4443N</b> Nylon	1.249" x 7.888"	A	3927943	
9000	1965-66	<b>E-4435B</b> Bronze <b>E-4435N</b> Bronze, Nylon	8.750"	D	2321013 8885021	Tapered pin.

# GMC/CHEVROLET

## Q60, V60, X60 (Continued)

### Tie Rod Ends

Axle Rating Lbs.	Axle Code/Year	Part Number/ Location	Stud Center to Rod End	OEM Reference	Notes
5000	1965-66	<b>E-4621</b> Curbside	5.84"	3864348	
		<b>E-4620</b> Roadside		3864347	
7000	1965-66	<b>E-4625</b> Curbside	6.50"	3864354	
		<b>E-4624</b> Roadside		3864353	
9000	1965-66	<b>E-4637</b> Curbside	3.875"	2330712	
		<b>E-4636</b> Roadside		2330713	

## R8500

### King Pin Kits

Axle Rating Lbs.	Axle Code/Year	Part Number/ Bushing Type	King Pin Size	Type	OEM Reference	Notes
9000	(F090) 1973	<b>E-4435B</b> Bronze	8.750"	D	2321013	Tapered pin.
		<b>E-4435N</b> Bronze, Nylon			8885021	

### Tie Rod Ends

Axle Rating Lbs.	Axle Code/Year	Part Number/ Location	Stud Center to Rod End	OEM Reference	Notes
9000	(F090) 1973	<b>E-4607</b> Curbside	5.00"	671489	
		<b>E-4606</b> Roadside		671488	

## S50, Q50

### King Pin Kits

Axle Rating Lbs.	Axle Code/Year	Part Number/ Bushing Type	King Pin Size	Type	OEM Reference	Notes
5000	1964	<b>E-4444B</b> Bronze	1.109" x 6.343"	A	3927942	Second design w/thrust bearing.
		<b>E-4444N</b> Nylon				
	1965-75	<b>E-4444B</b> Bronze				
		<b>E-4444N</b> Nylon				
7000	1964-75	<b>E-4443B</b> Bronze	1.249" x 7.888"	A	3927943	From 1964, second design.
		<b>E-4443N</b> Nylon				
9000	1963-72	<b>E-4435B</b> Bronze	8.750"	D	2321013	Tapered pin.
		<b>E-4435N</b> Bronze, Nylon			8885021	

### Tie Rod Ends

Axle Rating Lbs.	Axle Code/Year	Part Number/ Location	Stud Center to Rod End	OEM Reference	Notes
5000	1963-75	<b>E-4621</b> Curbside	5.84"	3864348	
		<b>E-4620</b> Roadside		3864347	
7000	1963-75	<b>E-4625</b> Curbside	6.50"	3864354	
		<b>E-4624</b> Roadside		3864353	
9000	1962-72	<b>E-4637</b> Curbside	3.875"	2330712	
		<b>E-4636</b> Roadside		2330713	

# GMC/CHEVROLET

## S60, S6000

### King Pin Kits

Axle Rating Lbs.	Axle Code/Year	Part Number/ Bushing Type	King Pin Size	Type	OEM Reference	Notes
5000	1964-69	<b>E-4444B</b> Bronze	1.109" x 6.343"	A	3927942	First design.
		<b>E-4444N</b> Nylon				
5500	1973-75	<b>E-4444B</b> Bronze <b>E-4444N</b> Nylon	1.109" x 6.343"	A	3927942	First design.
	1975-79	<b>E-4453B</b> Bronze	1.179" x 6.360"		722166	Second design.
7000	1964-69	<b>E-4443B</b> Bronze <b>E-4443N</b> Nylon	1.249" x 7.888"	A	3927943	
	1973-79	<b>E-4443B</b> Bronze <b>E-4443N</b> Nylon				
9000	1965-69	<b>E-4435B</b> Bronze <b>E-4435N</b> Bronze, Nylon	8.750"	D	2321013 8885021	Tapered pin.
	1973-79	<b>E-4435B</b> Bronze <b>E-4435N</b> Bronze, Nylon			2321013 8885021	Tapered pin, except F120D.

### Tie Rod Ends

Axle Rating Lbs.	Axle Code/Year	Part Number/ Location	Stud Center to Rod End	OEM Reference	Notes
5000	1963-69	<b>E-4621</b> Curbside	5.84"	3864348	
		<b>E-4620</b> Roadside		3864347	
5500	1973-79	<b>E-4621</b> Curbside	5.84"	3864348	
		<b>E-4620</b> Roadside		3864347	
7000	1963-69	<b>E-4625</b> Curbside <b>E-4624</b> Roadside	6.50"	3864354 3864353	
	1978-79	<b>E-4613</b> Curbside <b>E-4612</b> Roadside		462390 462389	
9000	1963-69	<b>E-4637</b> Curbside <b>E-4636</b> Roadside	3.875"	2330712 2330713	
	1973-74	<b>E-4637</b> Curbside <b>E-4636</b> Roadside		2330712 2330713	
	1975-79	<b>E-4607</b> Curbside	5.00"	671489	
		<b>E-4606</b> Roadside		671488	

### Drag Links

Axle Rating Lbs.	Axle Code/Year	Part Number	Stud Center to Stud Center	OEM Reference	Notes
5500, 7000	1975-79	<b>E-6816</b>	17.00"	15506689, 718797	From 1975, second design.

## S70, S7T, S7500

### King Pin Kits

Axle Rating Lbs.	Axle Code/Year	Part Number/ Bushing Type	King Pin Size	Type	OEM Reference	Notes
12000	(F120) 1983-90	<b>E-4469B</b> Bronze	1.745" x 9.380"	B	8885621	
13200	(FG943) 1987-90	<b>E-4468B</b> Bronze	1.794" x 10.392"	B	2010021	
		<b>E-4694C</b> Composite			15510849	

# GMC/CHEVROLET

## S70, S7T, S7500 (Continued)

### Tie Rod Ends

Axle Rating Lbs.	Axle Code/Year	Part Number/ Location	Stud Center to Rod End	OEM Reference	Notes
9000, 12000	(F120D) 1983-90	<b>E-4609</b> Curbside	4.875"	2037142	
		<b>E-4608</b> Roadside		2037140	
13200	(FG943) 1987-90	<b>E-4615</b> Curbside	5.44"	15515805, 698572	
		<b>E-4614</b> Roadside		15515804, 698571	

### Drag Links

Axle Rating Lbs.	Axle Code/Year	Part Number	Stud Center to Stud Center	OEM Reference	Notes
9000, 12000	(F120), (F120D) 1983-84	<b>E-5326</b>	17.70"	669335	w/Power steering.
13200	(FF932) 1983-84	<b>E-5326</b>	17.70"	669335	w/Power steering.

## T50, T5500

### King Pin Kits

Axle Rating Lbs.	Axle Code/Year	Part Number/ Bushing Type	King Pin Size	Type	OEM Reference	Notes		
5000	1965-72	<b>E-4444B</b> Bronze	1.109" x 6.343"	A	3927942			
		<b>E-4444N</b> Nylon						
7000	1965-72	<b>E-4443B</b> Bronze	1.249" x 7.888"	A	3927943			
		<b>E-4443N</b> Nylon						
8100	(FL1) 1997-00	<b>E-10104B</b> Bronze	1.614" x 8.035"	D	12540328			
9000	1965-72	<b>E-4435B</b> Bronze	8.750"	D	2321013	Tapered pin.		
		<b>E-4435N</b> Bronze, Nylon			8885021			
11000	(FL2) 1997-00	<b>E-10105B</b> Bronze	1.892" x 9.188"	D	12540329			
		<b>E-4434B</b> Bronze			9.750"		2264897	Tapered pin.
		<b>E-4434N</b> Bronze, Nylon						
12000	(FS7) 1997-00	<b>E-10106B</b> Bronze	1.892" x 9.594"	D	12540330			
14600	(FL3) 1997-00	<b>E-10106B</b> Bronze	1.892" x 9.594"	D	12540330			

### Tie Rod Ends

Axle Rating Lbs.	Axle Code/Year	Part Number/ Location	Stud Center to Rod End	OEM Reference	Notes
5000	1965-72	<b>E-4621</b> Curbside	5.84"	3864348	
		<b>E-4620</b> Roadside		3864347	
7000	1965-72	<b>E-4625</b> Curbside	6.50"	3864354	
		<b>E-4624</b> Roadside		3864353	
8100	(FL1) 1997	<b>E-10111</b> Curbside	5.44"	12548111	
		<b>E-10110</b> Roadside		12548110	
9000	1965-70	<b>E-4637</b> Curbside	3.875"	2330712	
		<b>E-4636</b> Roadside		2330713	
	1970-72	<b>E-4607</b> Curbside	5.00"	671489	
		<b>E-4606</b> Roadside		671488	
11000	(FL2) 1997	<b>E-10109</b> Curbside	5.44"	12548108	
		<b>E-10108</b> Roadside		12548107	
12000	(FS7) 1997	<b>E-10109</b> Curbside	5.44"	12548108	
		<b>E-10108</b> Roadside		12548107	
14600	(FL3) 1997	<b>E-10109</b> Curbside	5.44"	12548108	
		<b>E-10108</b> Roadside		12548107	

# GMC/CHEVROLET

## T60, T6000

### King Pin Kits

Axle Rating Lbs.	Axle Code/Year	Part Number/ Bushing Type	King Pin Size	Type	OEM Reference	Notes
7000	1964-78	<b>E-4443B</b> Bronze	1.249" x 7.888"	A	3927943	
		<b>E-4443N</b> Nylon				
9000	1963-78	<b>E-4435B</b> Bronze	8.750"	D	2321013	Tapered pin.
		<b>E-4435N</b> Bronze, Nylon				
11000	1963-69	<b>E-4434B</b> Bronze	9.750"	D	2264897	Tapered pin.
		<b>E-4434N</b> Bronze, Nylon				
12000	1970-72	<b>E-4434B</b> Bronze	9.750"	D	2264897	Tapered pin.
		<b>E-4434N</b> Bronze, Nylon				

### Tie Rod Ends

Axle Rating Lbs.	Axle Code/Year	Part Number/ Location	Stud Center to Rod End	OEM Reference	Notes
7000	1963-77	<b>E-4625</b> Curbside	6.50"	3864354	
		<b>E-4624</b> Roadside		3864353	
	1978	<b>E-4613</b> Curbside	4.938"	462390	
		<b>E-4612</b> Roadside		462389	
9000	1963-75	<b>E-4637</b> Curbside	3.875"	2330712	First design.
		<b>E-4636</b> Roadside		2330713	
	1975-78	<b>E-4607</b> Curbside	5.00"	671489	Second design.
		<b>E-4606</b> Roadside		671488	
12000	1970-72	<b>E-4607</b> Curbside	5.00"	671489	
		<b>E-4606</b> Roadside		671488	

## T65, T6500

### King Pin Kits

Axle Rating Lbs.	Axle Code/Year	Part Number/ Bushing Type	King Pin Size	Type	OEM Reference	Notes
7000	(F070) 1973-78	<b>E-4443B</b> Bronze	1.249" x 7.888"	A	3927943	
		<b>E-4443N</b> Nylon				
8100	(FL1) 1997-00	<b>E-10104B</b> Bronze	1.614" x 8.035"	D	12540328	Tapered pin.
9000	(F090) 1973-78	<b>E-4435B</b> Bronze	8.750"	D	2321013	Tapered pin.
		<b>E-4435N</b> Bronze, Nylon				
	(F120D) 1975-78	<b>E-4469B</b> Bronze	1.745" x 9.380"	B	8885621	
11000	(FL2) 1997-00	<b>E-10105B</b> Bronze	1.892" x 9.188"	D	12540329	Tapered pin.
12000	(F120) 1973-75	<b>E-4434B</b> Bronze	9.750"	D	2264897	Tapered pin.
		<b>E-4434N</b> Bronze, Nylon				
	(F120) 1975-78	<b>E-4469B</b> Bronze	1.745" x 9.380"	B	8885621	
	(FS7) 1997-00	<b>E-10106B</b> Bronze	1.892" x 9.594"	D	12540330	Tapered pin.
14600	(FL3) 1997-00	<b>E-10106B</b> Bronze	1.892" x 9.594"	D	12540330	Tapered pin.



# GMC/CHEVROLET

## T65, T6500 (Continued)

### Tie Rod Ends

Axle Rating Lbs.	Axle Code/Year	Part Number/ Location	Stud Center to Rod End	OEM Reference	Notes	
7000	(F070) 1973-78	<b>E-4625</b> Curbside	6.50"	3864354		
		<b>E-4624</b> Roadside		3864353		
8100	(FL1) 1997	<b>E-10111</b> Curbside	5.44"	12548111		
		<b>E-10110</b> Roadside		12548110		
9000	(F090) 1973-74	<b>E-4637</b> Curbside	3.875"	2330712		
		<b>E-4636</b> Roadside		2330713		
	(F090), (F120D) 1975-78	<b>E-4607</b> Curbside	5.00"	671489		Rubber dust boot.
11000	(FL2) 1997	<b>E-10109</b> Curbside	5.44"	12548108		
		<b>E-10108</b> Roadside		12548107		
12000	(F120) 1973-78	<b>E-4607</b> Curbside	5.00"	671489	Rubber dust boot.	
		<b>E-4606</b> Roadside		671488		
	(F120) 1975-78	<b>E-4609</b> Curbside	4.875"	2037140, 2007728		w/Axle Models 718934, 36, 37; 719597; 2000763; 2002084, 85, 86, 87.
		<b>E-4608</b> Roadside		2037142, 2007731		Has three piece grease retainer.
(FS7) 1997	<b>E-10109</b> Curbside	5.44"	12548108			
	<b>E-10108</b> Roadside		12548107			
14600	(FL3) 1997	<b>E-10109</b> Curbside	5.44"	12548108		
		<b>E-10108</b> Roadside		12548107		

## T70, T7500

### King Pin Kits

Axle Rating Lbs.	Axle Code/Year	Part Number/ Bushing Type	King Pin Size	Type	OEM Reference	Notes
7000	(F070) 1966-78	<b>E-4443B</b> Bronze	1.249" x 7.888"	A	3927943	
		<b>E-4443N</b> Nylon				
8100	(FL1) 1997-00	<b>E-10104B</b> Bronze	1.614" x 8.035"	D	12540328	Tapered pin.
9000	(F090) 1966-78	<b>E-4435B</b> Bronze	8.750"	D	2321013	Tapered pin.
		<b>E-4435N</b> Bronze, Nylon			8885021	
11000	(F110) 1966-72	<b>E-4434B</b> Bronze	9.750"	D	2664897	Tapered pin.
		<b>E-4434N</b> Bronze, Nylon				
	(FL2) 1997-00	<b>E-10105B</b> Bronze	1.892" x 9.188"		12540329	
12000	(F120) 1966-74	<b>E-4434B</b> Bronze	9.750"	D	2264897	Tapered pin.
		<b>E-4434N</b> Bronze, Nylon				
	(F120) 1975-78	<b>E-4469B</b> Bronze	1.745" x 9.380"	B	8885621	
	(FS7) 1997-00	<b>E-10106B</b> Bronze	1.892" x 9.594"	D	12540330	Tapered pin.
14600	(FL3) 1997-00	<b>E-10106B</b> Bronze	1.892" x 9.594"	D	12540330	Tapered pin.

# GMC/CHEVROLET T70, T7500 (Continued)

## Tie Rod Ends

Axle Rating Lbs.	Axle Code/Year	Part Number/ Location	Stud Center to Rod End	OEM Reference	Notes
7000	(F070) 1973-78	<b>E-4625</b> Curbside	6.50"	3864354	
		<b>E-4624</b> Roadside		3864353	
	(F070) 1978	<b>E-4613</b> Curbside	4.938"	462390	Use w/6V-53 engine and 465018 axle.
		<b>E-4612</b> Roadside		462389	
8100	(FL1) 1997	<b>E-10111</b> Curbside	5.44"	12548111	
		<b>E-10110</b> Roadside		12548110	
9000	(F090) 1966-78	<b>E-4637</b> Curbside	3.875"	2330712	1966-72 All; 1973-78 w/688568 axle only.
		<b>E-4636</b> Roadside		2330713	
	(F090) 1972-78	<b>E-4609</b> Curbside	4.875"	2037140	Except 688561; 688568; 2000765, 7, 8; 2002081, 83 axles.
		<b>E-4608</b> Roadside		2037142	
11000	(FL2) 1997	<b>E-10109</b> Curbside	5.44"	12548108	
		<b>E-10108</b> Roadside		12548107	
12000	(F120) 1973-78	<b>E-4609</b> Curbside	4.875"	2037140	Except 688561; 688568; 2000765, 7, 8; 2002081, 83 axles.
		<b>E-4608</b> Roadside		2037142	
	(FS7) 1997	<b>E-10109</b> Curbside	5.44"	12548108	
		<b>E-10108</b> Roadside		12548107	
14600	(FL3) 1997	<b>E-10109</b> Curbside	5.44"	12548108	
		<b>E-10108</b> Roadside		12548107	

## T80, T8500 King Pin Kits

Axle Rating Lbs.	Axle Code/Year	Part Number/ Bushing Type	King Pin Size	Type	OEM Reference	Notes
7000	1964-66	<b>E-4443B</b> Bronze	1.249" x 7.888"	A	3927943	From 1964, second design.
		<b>E-4443N</b> Nylon				
8100	(FL1) 1997-00	<b>E-10104B</b> Bronze	1.614" x 8.035"	D	12540328	Tapered pin.
9000	(F090) 1963-78	<b>E-4435B</b> Bronze	8.750"	D	2321013	Tapered pin.
		<b>E-4435N</b> Bronze, Nylon			8885021	
11000	(F110) 1963-66	<b>E-4434B</b> Bronze	9.750"	D	2264897	Tapered pin.
		<b>E-4434N</b> Bronze, Nylon				
	(FL2) 1997-00	<b>E-10105B</b> Bronze	1.892" x 9.188"		12540329	
12000	(F120) 1973-78	<b>E-4434B</b> Bronze	9.750"	D	2264897	Tapered pin.
		<b>E-4434N</b> Bronze, Nylon				
	(FS7) 1997-00	<b>E-10106B</b> Bronze	1.892" x 9.594"		12540330	
14600	(FL3) 1997-00	<b>E-10106B</b> Bronze	1.892" x 9.594"	D	12540330	Tapered pin.

# GMC/CHEVROLET

## T80, T8500 (Continued)

### Tie Rod Ends

Axle Rating Lbs.	Axle Code/Year	Part Number/ Location	Stud Center to Rod End	OEM Reference	Notes
7000	1963-66	<b>E-4625</b> Curbside	6.50"	3864354	
		<b>E-4624</b> Roadside		3864353	
8100	(FL1) 1997	<b>E-10111</b> Curbside	5.44"	12548111	
		<b>E-10110</b> Roadside		12548110	
9000	(F090) 1973-78	<b>E-4609</b> Curbside	4.875"	2037140	Exc. 688561; 688568; 2000765, 7, 8; 2002081, 83 axles.
		<b>E-4608</b> Roadside		2037142	
	1963-66	<b>E-4637</b> Curbside	3.875"	2330712	
		<b>E-4636</b> Roadside		2330713	
11000	(FL2) 1997	<b>E-10109</b> Curbside	5.44"	12548108	
		<b>E-10108</b> Roadside		12548107	
12000	(F120) 1973-78	<b>E-4609</b> Curbside	4.875"	2037140	Exc. 688561; 688568; 2000765, 7, 8; 2002081, 83 axles.
		<b>E-4608</b> Roadside		2037142	
	(FS7) 1997	<b>E-10109</b> Curbside	5.44"	12548108	
		<b>E-10108</b> Roadside		12548107	
14600	(FL3) 1997	<b>E-10109</b> Curbside	5.44"	12548108	
		<b>E-10108</b> Roadside		12548107	

## T90, T9500

### King Pin Kits

Axle Rating Lbs.	Axle Code/Year	Part Number/ Bushing Type	King Pin Size	Type	OEM Reference	Notes
9000	(F090) 1963-72	<b>E-4435B</b> Bronze	8.750"	D	2321013	Tapered pin.
		<b>E-4435N</b> Bronze, Nylon			8885021	
11000	(F110) 1963-72	<b>E-4434B</b> Bronze	9.750"	D	2264897	Tapered pin.
		<b>E-4434N</b> Bronze, Nylon				
12000	(F120) 1963-78	<b>E-4434B</b> Bronze	9.750"	D	2264897	Tapered pin.
		<b>E-4434N</b> Bronze, Nylon				

### Tie Rod Ends

Axle Rating Lbs.	Axle Code/Year	Part Number/ Location	Stud Center to Rod End	OEM Reference	Notes
9000	(F090) 1963-69	<b>E-4637</b> Curbside	3.875"	2330712	
		<b>E-4636</b> Roadside		2330713	
	(F090) 1970-72	<b>E-4607</b> Curbside	5.00"	671489	
		<b>E-4606</b> Roadside		671488	
12000	(F120) 1970-78	<b>E-4607</b> Curbside	5.00"	671489	
		<b>E-4606</b> Roadside		671488	

# GMC/CHEVROLET

## Titan, Astro, D9K, D9L

### King Pin Kits

Axle Rating Lbs.	Axle Code/Year	Part Number/ Bushing Type	King Pin Size	Type	OEM Reference	Notes
9000	(F120D) 1981-82	<b>E-4469B</b> Bronze	1.745" x 9.380"	B	8885621	
12000	(F120) 1979-87	<b>E-4469B</b> Bronze	1.745" x 9.380"	B	8885621	
	(FF941) 1983-87	<b>E-4468B</b> Bronze <b>E-4694C</b> Composite	1.794" x 10.392"		2010021 15510849	
16000	(FL931) 1979-83	<b>E-4458B</b> Bronze	1.999" x 11.212"	B	2036352	
		<b>E-4458C</b> Composite			15585841	
18000	(FL941) 1983-87	<b>E-4458B</b> Bronze	1.999" x 11.212"	B	2036352	
		<b>E-4458C</b> Composite			15585841	

### Tie Rod Ends

Axle Rating Lbs.	Axle Code/Year	Part Number/ Location	Stud Center to Rod End	OEM Reference	Notes
12000	(F120) 1979-87	<b>E-4609</b> Curbside	4.875"	2037140	
		<b>E-4608</b> Roadside		2037142	
	(FF931) 1979-80	<b>E-4615</b> Curbside	5.44"	698572	
		<b>E-4614</b> Roadside		698571	
	(FF931) 1983-87	<b>E-4615</b> Curbside		698572, 15515805	
		<b>E-4614</b> Roadside		698571, 15515804	
	(FF941) 1983-86	<b>E-4615</b> Curbside		698572, 15515805	
		<b>E-4614</b> Roadside		698571, 15515804	
(FF971) 1979-83	<b>E-6848</b> Curbside	10.50"	2055524		
	<b>E-6847</b> Roadside		2055523		
16000	(FL931) 1979-83	<b>E-4629</b> Curbside	7.37"	798203	
		<b>E-4628</b> Roadside		798204	
18000	(FL941) 1983-87	<b>E-4629</b> Curbside	7.37"	798203	
		<b>E-4628</b> Roadside		798204	

### Drag Links

Axle Rating Lbs.	Axle Code/Year	Part Number	Stud Center to Stud Center	OEM Reference	Notes
12000	(F120) 1979-80	<b>E-6815</b>	16.89"	15501673	
	(F120) 1979-83	<b>E-5374</b>	17.90"	684196	Color coded white.
	(F120) 1984-87	<b>E-6815</b>	16.89"	15501673	w/Ross or Sheppard power steering.
	(FF931) 1983-84	<b>E-5374</b>	17.90"	684196	Color coded white.
	(FF941) 1983-84	<b>E-5374</b>			
	(FF941) 1984-87	<b>E-6815</b>	16.89"	15501673	w/Sheppard power steering.
	(FF971) 1983	<b>E-5374</b>	17.90"	684196	Color coded white.
16000	(FL931) 1979-83	<b>E-5374</b>	17.90"	684196	
	(FL931) 1984-87	<b>E-6815</b>	16.89"	15501673	w/Sheppard power steering - LH.
		<b>E-6817</b>		15501674	w/Sheppard power steering - RH.
18000	(FL941) 1983-84	<b>E-5374</b>	17.90"	684196	Color coded white.
	(FL941) 1984-87	<b>E-6815</b>	16.89"	15501673	w/Sheppard power steering - LH.
		<b>E-6817</b>		15501674	w/Sheppard power steering - RH.

# GMC/CHEVROLET

## W60, W6N

### King Pin Kits

Axle Rating Lbs.	Axle Code/Year	Part Number/ Bushing Type	King Pin Size	Type	OEM Reference	Notes
7000	(F070) 1979-80	<b>E-4443B</b> Bronze <b>E-4443N</b> Nylon	1.249" x 7.888"	A	3927943	
9000	(F090) 1979-80	<b>E-4435B</b> Bronze <b>E-4435N</b> Bronze, Nylon	8.750"	D	2321013 8885021	Tapered pin.

### Tie Rod Ends

Axle Rating Lbs.	Axle Code/Year	Part Number/ Location	Stud Center to Rod End	OEM Reference	Notes
7000	(F070) 1979-80	<b>E-4613</b> Curbside <b>E-4612</b> Roadside	4.938"	462390 462389	
9000	(F090) 1979-80	<b>E-4609</b> Curbside <b>E-4608</b> Roadside	4.875"	2037140 2037142	

## W70

### King Pin Kits

Axle Rating Lbs.	Axle Code/Year	Part Number/ Bushing Type	King Pin Size	Type	OEM Reference	Notes
9000	(F090) 1970-74	<b>E-4435B</b> Bronze <b>E-4435N</b> Bronze, Nylon	8.750"	D	2321013 8885021	Tapered pin.
12000	(F120) 1970-74	<b>E-4434B</b> Bronze <b>E-4434N</b> Bronze, Nylon	9.750"	D	2264897	Tapered pin.
16000	(FL901) 1971-74	<b>E-4454B</b> Bronze <b>E-4454N</b> Nylon	1.999" x 11.040"	B	2452865	

### Tie Rod Ends

Axle Rating Lbs.	Axle Code/Year	Part Number/ Location	Stud Center to Rod End	OEM Reference	Notes
9000	(F090) 1970-74	<b>E-4637</b> Curbside <b>E-4636</b> Roadside	3.875"	2330712 2330713	w/688568 axle.
	(F090) 1972-74	<b>E-4609</b> Curbside <b>E-4608</b> Roadside	4.875"	2037140 2037142	Except 688561; 688568; 2000765, 7, 8; 2002081, 83 axles. Has three piece grease retainer.
12000	(F120) 1970	<b>E-4607</b> Curbside <b>E-4606</b> Roadside	5.00"	671489 671488	Rubber dust boot.
	(F120) 1973-74	<b>E-4609</b> Curbside <b>E-4608</b> Roadside	4.875"	2037140 2037142	Except 688561; 688568; 2000765, 7, 8; 2002081, 83 axles. Has three piece grease retainer.
16000	(FL901) 1971-74	<b>E-4617</b> Curbside <b>E-4616</b> Roadside	5.75"	2452860 2451861	

# GMC/CHEVROLET

## W70, W7N, W7500

### King Pin Kits

Axle Rating Lbs.	Axle Code/Year	Part Number/ Bushing Type	King Pin Size	Type	OEM Reference	Notes
7000	(F070) 1979-80	<b>E-4443B</b> Bronze	1.249" x 7.888"	A	3927943	
		<b>E-4443N</b> Nylon				
9000	(F090) 1970-74	<b>E-4435B</b> Bronze	8.750"	D	2321013	Tapered pin.
		<b>E-4435N</b> Bronze, Nylon			8885021	
	(F090) 1979-80	<b>E-4435B</b> Bronze	2321013			
		<b>E-4435N</b> Bronze, Nylon	885021			
(F120D) 1975-80	<b>E-4469B</b> Bronze	1.745" x 9.380"	B	8885621		
12000	(F120) 1970-74	<b>E-4434B</b> Bronze	9.750"	D	2264897	Tapered pin.
		<b>E-4434N</b> Bronze, Nylon				
	(F120, F120D) 1975-80	<b>E-4469B</b> Bronze	1.745" x 9.380"	B	8885621	
16000	(FL901) 1971-74	<b>E-4454B</b> Bronze	1.999" x 11.040"	B	2452865	
		<b>E-4454N</b> Nylon				

### Tie Rod Ends

Axle Rating Lbs.	Axle Code/Year	Part Number/ Location	Stud Center to Rod End	OEM Reference	Notes
7000	(F070) 1979-80	<b>E-4613</b> Curbside	4.938"	462390	
		<b>E-4612</b> Roadside		462389	
9000	(F090) 1970-74	<b>E-4637</b> Curbside	3.875"	2330712	w/688568 axle.
		<b>E-4636</b> Roadside		2330713	
	(F090) 1972-74	<b>E-4609</b> Curbside	4.875"	2037140	Except 688561, 68; 2000765, 67, 68; 2002081, 83 axles. Has three piece grease retainer.
		<b>E-4608</b> Roadside		2037142	
(F120, F120D) 1979-80	<b>E-4609</b> Curbside	2037140			
	<b>E-4608</b> Roadside	2037142			
12000	(F120) 1970	<b>E-4607</b> Curbside	5.00"	671489	Rubber dust boot.
		<b>E-4606</b> Roadside		671488	
	(F120) 1973-74	<b>E-4609</b> Curbside	4.875"	2037140	Except 688561, 68; 2000765, 67, 68; 2002081, 83 axles. Has three piece grease retainer.
		<b>E-4608</b> Roadside		2037142	
	(F120) 1979-80	<b>E-4609</b> Curbside	2037140		
		<b>E-4608</b> Roadside	2037142		
	(FL901) 1971-74	<b>E-4617</b> Curbside	5.75"	2452860	
<b>E-4616</b> Roadside		2452861			

# GMC/CHEVROLET

## W80, W8500

### King Pin Kits

Axle Rating Lbs.	Axle Code/Year	Part Number/ Bushing Type	King Pin Size	Type	OEM Reference	Notes
7000	1964-65	<b>E-4443B</b> Bronze <b>E-4443N</b> Nylon	1.249" x 7.888"	A	3927943	From 1964, second design.
9000	(F090) 1973-78	<b>E-4435B</b> Bronze <b>E-4435N</b> Bronze, Nylon	8.750"	D	2321013 8885021	Tapered pin.
	1964-65	<b>E-4435B</b> Bronze <b>E-4435N</b> Bronze, Nylon			2321013 8885021	
11000	1964-65	<b>E-4434B</b> Bronze <b>E-4434N</b> Bronze, Nylon	9.750"	D	2264897	Tapered pin.
12000	(F120) 1973-78	<b>E-4434B</b> Bronze <b>E-4434N</b> Bronze, Nylon	9.750"	D	2264897	Tapered pin.

### Tie Rod Ends

Axle Rating Lbs.	Axle Code/Year	Part Number/ Location	Stud Center to Rod End	OEM Reference	Notes
7000	1964-65	<b>E-4625</b> Curbside <b>E-4624</b> Roadside	6.50"	3864354 3864353	
9000	(F090) 1973-78	<b>E-4609</b> Curbside <b>E-4608</b> Roadside	4.875"	2037140 2037142	Exc. 688561, 688568; 2000765, 7, 8; 2002081, 83 axles.
	1964-65	<b>E-4637</b> Curbside <b>E-4636</b> Roadside	3.875"	2330712 2330713	
12000	(F120) 1973-78	<b>E-4609</b> Curbside <b>E-4608</b> Roadside	4.875"	2037140 2037142	Exc. 688561, 688568; 2000765, 7, 8; 2002081, 83 axles.

## W90, W9500

### King Pin Kits

Axle Rating Lbs.	Axle Code/Year	Part Number/ Bushing Type	King Pin Size	Type	OEM Reference	Notes
9000	(F090) 1963-72	<b>E-4435B</b> Bronze <b>E-4435N</b> Bronze, Nylon	8.750"	D	2321013 8885021	Tapered pin.
11000	(F110) 1963-72	<b>E-4434B</b> Bronze <b>E-4434N</b> Bronze, Nylon	9.750"	D	2264897	Tapered pin.
12000	(F120) 1963-78	<b>E-4434B</b> Bronze <b>E-4434N</b> Bronze, Nylon	9.750"	D	2264897	Tapered pin.

### Tie Rod Ends

Axle Rating Lbs.	Axle Code/Year	Part Number/ Location	Stud Center to Rod End	OEM Reference	Notes
9000	(F090) 1963-69	<b>E-4637</b> Curbside <b>E-4636</b> Roadside	3.875"	2330712 2330713	
	(F090) 1970-72	<b>E-4607</b> Curbside <b>E-4606</b> Roadside	5.00"	671489 671488	
12000	(F120) 1970-78	<b>E-4607</b> Curbside <b>E-4606</b> Roadside	5.00"	671489 671488	


## INDEX

Model	Page
C500 .....	112
K100 .....	114
K300 .....	115
L700.....	115
T400.....	117

Model	Page
T450.....	117
T600.....	118
T800.....	119
W900 .....	120




**W900**



**K100**



**C500**



**L700**



# KENWORTH

## C500

### King Pin Kits

Axle Rating Lbs.	Axle Code/Year	Part Number/ Bushing Type	King Pin Size	Type	OEM Reference	Notes
12000	(FE900)	<b>E-4434B</b> Bronze	9.750"	D	KIT 144	Tapered pin.
		<b>E-4434N</b> Bronze, Nylon			KIT 123	
	(FE970)	<b>E-4449B</b> Bronze	1.607" x 8.740"	B	KIT 157	
	(FF901)	<b>E-4442B</b> Bronze	1.794" x 9.120"		KIT 172	
	(FF921)	<b>E-4450B</b> Bronze	1.794" x 10.410"		KIT 193	
	(FF931)	<b>E-4468B</b> Bronze	1.794" x 10.392"		KIT 195	
		<b>E-4694C</b> Composite		KIT 1307		
		<b>E-6199B</b> Bronze				
			<b>E-6199C</b> Composite		R201315	Uses 1 drawkey 3.68" long and 1 drawkey 3.25" long.
	(FF971)	<b>E-4595B</b> Bronze	1.607" x 9.375"		KIT 1300	
16000	(FH901)	<b>E-4454B</b> Bronze	1.999" x 11.040"	B	KIT 170	
		<b>E-4454N</b> Nylon			KIT 168	
16000, 18000, 20000	(FL931)	<b>E-4458B</b> Bronze	1.999" x 11.212"	B	KIT 198	
		<b>E-4458C</b> Composite			KIT 1312	
18000	(FL901)	<b>E-4454B</b> Bronze	1.999" x 11.040"	B	KIT 170	
		<b>E-4454N</b> Nylon			KIT 168	
22000	(FL951)	<b>E-4458B</b> Bronze	1.999" x 11.212"	B	KIT 198	
		<b>E-4458C</b> Composite			KIT 1312	

# KENWORTH C500 (Continued)

## Tie Rod Ends

Axle Rating Lbs.	Axle Code/Year	Part Number/ Location	Stud Center to Rod End	OEM Reference	Notes
12000	(FE900)	<b>E-4611</b> Curbside	4.875"	A3144R226	
		<b>E-4610</b> Roadside		A3144Q225	
		<b>E-4617</b> Curbside	5.75"	A3144J296	
		<b>E-4616</b> Roadside		A3144K297	
	(FE970)	<b>E-4611</b> Curbside	4.875"	A3144R226	
		<b>E-4610</b> Roadside		A3144Q225	
		<b>E-4617</b> Curbside	5.75"	A3144J296	
		<b>E-4616</b> Roadside		A3144K297	
		<b>E-6848</b> Curbside	10.50"	A3144N534	Will retrofit older axles.
		<b>E-6847</b> Roadside		A3144M533	
	(FF901)	<b>E-4611</b> Curbside	4.875"	A3144R226	
		<b>E-4610</b> Roadside		A3144Q225	
		<b>E-4618</b> Curbside	5.75"	A3144D238	Anti-tilt seal type.
		<b>E-4619</b> Roadside		A3144C237	
<b>E-4617</b> Curbside			A3144J296		
<b>E-4616</b> Roadside			A3144K297		
(FF921), (FF931)	<b>E-4615</b> Curbside	5.44"	A3144D524	Greaseable type.	
	<b>E-4614</b> Roadside		A3144E525		
(FF971)	<b>E-6848</b> Curbside	10.50"	A3144N534	Center point steering.	
	<b>E-6847</b> Roadside		A3144M533		
16000	(FH901)	<b>E-4617</b> Curbside	5.75"	A3144J296	
		<b>E-4616</b> Roadside		A3144K297	
16000, 18000, 20000 (FL931)		<b>E-4617</b> Curbside	5.75"	A3144J296	
		<b>E-4616</b> Roadside		A3144K297	
		<b>E-4629</b> Curbside	7.37"	A3144V438	
		<b>E-4628</b> Roadside		A3144U437	
		<b>E-6856</b> Curbside	12.688"	A3144D550	
		<b>E-6857</b> Roadside		A3144C549	
18000	(FDS1805)	<b>E-4642</b> Curbside	5.75"	A1-3144F370	After 2/2/83. 1.25" -16 RH thread.
		<b>E-6858</b> Roadside		A3144E551	After 2/2/83. 1.25" -18 RH thread.
		<b>E-4619</b> Roadside		A3144C237	Before 2/2/83. 1.25" -12 RH thread.
	(FL901)	<b>E-4617</b> Curbside		A3144J296	
		<b>E-4616</b> Roadside		A3144K297	
20000	(FL931)	<b>E-4617</b> Curbside	5.75"	A3144J296	
		<b>E-4616</b> Roadside		A3144K297	
		<b>E-4629</b> Curbside	7.37"	A3144V438	
		<b>E-4628</b> Roadside		A3144U437	

# KENWORTH

## K100

### King Pin Kits

Axle Rating Lbs.	Axle Code/Year	Part Number/ Bushing Type	King Pin Size	Type	OEM Reference	Notes
12000	(FE900)	<b>E-4434B</b> Bronze	9.750"	D	KIT 144	Tapered pin.
		<b>E-4434N</b> Bronze, Nylon			KIT 123	
	(FE970)	<b>E-4449B</b> Bronze	1.607" x 8.740"	B	KIT 157	
	(FF921)	<b>E-4442B</b> Bronze	1.794" x 9.120"		KIT 172	
	(FF931)	<b>E-4450B</b> Bronze	1.794" x 10.410"		KIT 193	
	(FF971)	<b>E-4468B</b> Bronze	1.794" x 10.392"		KIT 195	
		<b>E-4694C</b> Composite		KIT 1307		
16000	(FH901)	<b>E-4454B</b> Bronze	1.999" x 11.040"	B	KIT 170	
		<b>E-4454N</b> Nylon			KIT 168	
16000, 18000, 20000	(FL931)	<b>E-4458B</b> Bronze	1.999" x 11.212"	B	KIT 198	
		<b>E-4458C</b> Composite			KIT 1312	
18000	(FL901)	<b>E-4454B</b> Bronze	1.999" x 11.040"	B	KIT 170	
		<b>E-4454N</b> Nylon			KIT 168	

### Tie Rod Ends

Axle Rating Lbs.	Axle Code/Year	Part Number/ Location	Stud Center to Rod End	OEM Reference	Notes		
12000	(FE900)	<b>E-4611</b> Curbside	4.875"	A3144R226			
		<b>E-4610</b> Roadside		A3144Q225			
		<b>E-4617</b> Curbside		A3144J296			
		<b>E-4616</b> Roadside		A3144K297			
	(FE970)	<b>E-4611</b> Curbside	4.875"	A3144R226			
		<b>E-4610</b> Roadside		A3144Q225			
		<b>E-4617</b> Curbside		A3144J296			
		<b>E-4616</b> Roadside		A3144K297			
		<b>E-6848</b> Curbside		10.50"		A3144N534	Will retrofit older axles.
		<b>E-6847</b> Roadside				A3144M533	
	(FF901)	<b>E-4611</b> Curbside	4.875"	A3144R226			
		<b>E-4610</b> Roadside		A3144Q225			
	(FF921)	<b>E-4611</b> Curbside	5.75"	A3144R226			
		<b>E-4610</b> Roadside		A3144Q225			
		<b>E-4618</b> Curbside		A3144D238		Anti-tilt seal type.	
		<b>E-4619</b> Roadside		A3144C237			
		<b>E-4617</b> Curbside		A3144J296			
		<b>E-4616</b> Roadside		A3144K297			
	(FF921), (FF931)	<b>E-4615</b> Curbside	5.44"	A3144D524	Greaseable type.		
		<b>E-4614</b> Roadside		A3144E525			
(FF971)	<b>E-6848</b> Curbside	10.50"	A3144N534	Center point steering.			
	<b>E-6847</b> Roadside		A3144M533				
16000	(FH901)	<b>E-4617</b> Curbside	5.75"	A3144J296			
		<b>E-4616</b> Roadside		A3144K297			
16000, 18000, 20000	(FL931)	<b>E-4617</b> Curbside	5.75"	A3144J296			
		<b>E-4616</b> Roadside		A3144K297			
		<b>E-4629</b> Curbside		7.37"		A3144F448	
		<b>E-4628</b> Roadside				A3144G449	
		<b>E-6856</b> Curbside		12.688"		A3144D550	
		<b>E-6857</b> Roadside		A3144C549			
18000	(FL901)	<b>E-4617</b> Curbside	5.75"	A3144J296			
		<b>E-4616</b> Roadside		A3144K297			

# KENWORTH

## K100 (Continued)

### Drag Links

Axle Rating Lbs.	Axle Code/Year	Part Number	Stud Center to Stud Center	OEM Reference	Notes
All	All	<b>E-4628</b>	7.37" Stud center to rod end	L28SV5203A1	Drag link end. Has LH thread.
		<b>E-4629</b>		L28SV5202A1	Drag link end. Has RH thread.

## K300

### Tie Rod Ends

Axle Rating Lbs.	Axle Code/Year	Part Number/ Location	Stud Center to Rod End	OEM Reference	Notes		
12000	E1200I	<b>E-10137</b> Curbside	6.00"	817019			
		<b>E-10138</b> Roadside		817018			
	EFA-12F4	<b>E-4615</b> Curbside	5.44"	1006149		Greaseable type.	
		<b>E-4614</b> Roadside		1006148			
		<b>E-8758</b> Curbside		8.125"			1009010
		<b>E-8757</b> Roadside					1009009

## L700

### King Pin Kits

Axle Rating Lbs.	Axle Code/Year	Part Number/ Bushing Type	King Pin Size	Type	OEM Reference	Notes	
12000	(FE900)	<b>E-4434B</b> Bronze	9.750"	D	KIT 144	Tapered pin.	
		<b>E-4434N</b> Bronze, Nylon			KIT 123		
	(FE970)	<b>E-4449B</b> Bronze	1.607" x 8.740"	B	KIT 157		
	(FF901)	<b>E-4442B</b> Bronze	1.794" x 9.120"		KIT 172		
	(FF921)	<b>E-4450B</b> Bronze	1.794" x 10.410"		KIT 193		
	(FF931)	<b>E-4468B</b> Bronze	1.794" x 10.392"		KIT 195		
		<b>E-4694C</b> Composite		KIT 1307			
	(FF971)	<b>E-4595B</b> Bronze	1.607" x 9.375"		KIT 1300		
	16000	(FH901)	<b>E-4454B</b> Bronze	1.999" x 11.040"	B	KIT 170	
			<b>E-4454N</b> Nylon			KIT 168	
16000, 18000, 20000	(FL931)	<b>E-4458B</b> Bronze	1.999" x 11.212"	B	KIT 198		
		<b>E-4458C</b> Composite			KIT 1312		
18000	(FL901)	<b>E-4454B</b> Bronze	1.999" x 11.040"	B	KIT 170		
		<b>E-4454N</b> Nylon			KIT 168		

# KENWORTH

## L700 (Continued)

### Tie Rod Ends

Axle Rating Lbs.	Axle Code/Year	Part Number/ Location	Stud Center to Rod End	OEM Reference	Notes
12000	(FE900)	<b>E-4611</b> Curbside	4.875"	A3144R226	
		<b>E-4610</b> Roadside		A3144Q225	
		<b>E-4617</b> Curbside	5.75"	A3144J296	
		<b>E-4616</b> Roadside		A3144K297	
	(FE970)	<b>E-4611</b> Curbside	4.875"	A3144R226	
		<b>E-4610</b> Roadside		A3144Q225	
		<b>E-4617</b> Curbside	5.75"	A3144J296	
		<b>E-4616</b> Roadside		A3144K297	
		<b>E-6848</b> Curbside	10.50"	A3144N534	Will retrofit older axles.
		<b>E-6847</b> Roadside		A3144M533	
	(FF901)	<b>E-4611</b> Curbside	4.875"	A3144R226	
		<b>E-4610</b> Roadside		A3144Q225	
		<b>E-4618</b> Curbside	5.75"	A3144D238	Anti-tilt seal type.
		<b>E-4619</b> Roadside		A3144C237	
		<b>E-4617</b> Curbside		A3144J296	
		<b>E-4616</b> Roadside		A3144K297	
	(FF921), (FF931)	<b>E-4615</b> Curbside	5.44"	A3144D524	Greaseable type.
		<b>E-4614</b> Roadside		A3144E525	
(FF971)	<b>E-6848</b> Curbside	10.50"	A3144N534	Center point steering.	
	<b>E-6847</b> Roadside		A3144M533		
16000	(FH901)	<b>E-4617</b> Curbside	5.75"	A3144J296	
		<b>E-4616</b> Roadside		A3144K297	
16000, 18000, 20000	(FL931)	<b>E-4617</b> Curbside	5.75"	A3144J296	
		<b>E-4616</b> Roadside		A3144K297	
		<b>E-4629</b> Curbside	7.37"	A3144F448	
		<b>E-4628</b> Roadside		A3144G449	
18000	(FL901)	<b>E-4617</b> Curbside	5.75"	A3144J296	
		<b>E-4616</b> Roadside		A3144K297	

Axle Rating Lbs.	Axle Code/Year	Part Number/ Bushing Type	King Pin Size	Type	OEM Reference	Notes
10000	(FD961)	<b>E-6199B</b> Bronze	1.794" x 10.392"	B	KIT 1315	Uses 1 drawkey 3.68" long and 1 drawkey 3.25" long.
		<b>E-6199C</b> Composite				
12000	(FF941)	<b>E-4468B</b> Bronze	1.794" x 10.392"	B	KIT 195	
		<b>E-4694C</b> Composite				
	(FF961)	<b>E-6199B</b> Bronze	1.625" x 9.195"	A	806355	Uses 1 drawkey 3.68" long and 1 drawkey 3.25" long.
		<b>E-6199C</b> Composite				
12000, 13000	EFA-12F4, EFA-13F5	<b>E-4696B</b> Bronze	1.625" x 9.195"	A	806355	
		<b>E-4696C</b> Composite				
14600	(FG941)	<b>E-4695C</b> Composite	1.794" x 10.392"	B	KIT 1309	
		<b>E-6868B</b> Bronze				

### Tie Rod Ends

Axle Rating Lbs.	Axle Code/Year	Part Number/ Location	Stud Center to Rod End	OEM Reference	Notes
10000	(FD961)	<b>E-4615</b> Curbside	5.44"	A3144D524	Greaseable type.
		<b>E-4614</b> Roadside		A3144E525	
12000	(FF941), (FF961)	<b>E-4615</b> Curbside	5.44"	A3144D524	Greaseable type.
		<b>E-4614</b> Roadside		A3144E525	
	E1200I	<b>E-10137</b> Curbside	6.00"	817019	
		<b>E-10138</b> Roadside		817018	
12000, 13000	EFA-12F3, EFA-13F3, EFA-12F4, EFA-13F5	<b>E-4615</b> Curbside	5.44"	1006149	Greaseable type.
		<b>E-4614</b> Roadside		1006148	
		<b>E-8758</b> Curbside	8.125"	1009010	
		<b>E-8757</b> Roadside		1009009	
14600	(FG941)	<b>E-4615</b> Curbside	5.44"	A3144D524	Greaseable type.
		<b>E-4614</b> Roadside		A3144E525	

### Drag Links

Axle Rating Lbs.	Axle Code/Year	Part Number	Stud Center to Stud Center	OEM Reference	Notes
All	All	<b>E-6825</b>	28.28"	L24VU8008A11	Non-replaceable ends.

## T450

### King Pin Kits

Axle Rating Lbs.	Axle Code/Year	Part Number/ Bushing Type	King Pin Size	Type	OEM Reference	Notes
10000	(FD961)	<b>E-6199B</b> Bronze	1.794" x 10.392"	B	KIT 1315	Uses 1 drawkey 3.68" long and 1 drawkey 3.25" long.
		<b>E-6199C</b> Composite				
12000	(FF941)	<b>E-4468B</b> Bronze	1.794" x 10.392"	B	KIT 195	
		<b>E-4694C</b> Composite				
	(FF961)	<b>E-6199B</b> Bronze	1.625" x 9.195"	A	806355	Uses 1 drawkey 3.68" long and 1 drawkey 3.25" long.
		<b>E-6199C</b> Composite				
12000, 13000	EFA-12F4, EFA-13F5	<b>E-4696B</b> Bronze	1.625" x 9.195"	A	806355	
		<b>E-4696C</b> Composite				
14600	(FG941)	<b>E-4695C</b> Composite	1.794" x 10.392"	B	KIT 1309	
		<b>E-6868B</b> Bronze				
16000, 18000, 20000	(FL941), (FL943)	<b>E-4458B</b> Bronze	1.999" x 11.212"	B	KIT 198	
		<b>E-4458C</b> Composite				

# KENWORTH

## T450 (Continued)

### Tie Rod Ends

Axle Rating Lbs.	Axle Code/Year	Part Number/ Location	Stud Center to Rod End	OEM Reference	Notes
10000	(FD961)	<b>E-4615</b> Curbside <b>E-4614</b> Roadside	5.44"	A3144D524 A3144E525	Greaseable type.
12000	(FF941), (FF943), (FF961)	<b>E-4615</b> Curbside <b>E-4614</b> Roadside	5.44"	A3144D524 A3144E525	Greaseable type.
	E12001	<b>E-10137</b> Curbside <b>E-10138</b> Roadside	6.00"	817019 817018	
12000, 13000	EFA-12F3, EFA-13F3, EFA-12F4, EFA-13F5	<b>E-4615</b> Curbside <b>E-4614</b> Roadside <b>E-8758</b> Curbside <b>E-8757</b> Roadside	5.44" 8.125"	1006149 1006148 1009010 1009009	Greaseable type.
14600	(FG941)	<b>E-4615</b> Curbside <b>E-4614</b> Roadside	5.44"	A3144D524 A3144E525	Greaseable type.
16000, 18000, 20000	(FL941), (FL943)	<b>E-4617</b> Curbside <b>E-4616</b> Roadside <b>E-4629</b> Curbside <b>E-4628</b> Roadside <b>E-6856</b> Curbside <b>E-6857</b> Roadside	5.75" 7.37" 12.688"	A3144J296 A3144K297 A3144F448 A3144G449 A3144D550 A3144C549	

### Drag Links

Axle Rating Lbs.	Axle Code/Year	Part Number	Stud Center to Stud Center	OEM Reference	Notes
All	All	<b>E-6825</b>	28.28"	L24VU8008A11	Non-replaceable ends.

## T600

### King Pin Kits

Axle Rating Lbs.	Axle Code/Year	Part Number/ Bushing Type	King Pin Size	Type	OEM Reference	Notes
12000	(FF941), (FF943)	<b>E-4468B</b> Bronze <b>E-4694C</b> Composite	1.794" x 10.392"	B	KIT 195 KIT 1307	
	(FF961)	<b>E-6199B</b> Bronze <b>E-6199C</b> Composite			KIT 1315	Uses 1 drawkey 3.68" long and 1 drawkey 3.25" long.
12000, 13000	EFA-12F4, EFA-13F5	<b>E-4696B</b> Bronze <b>E-4696C</b> Composite	1.625" x 9.195"	A	806355	
14600	(FG941)	<b>E-4695C</b> Composite <b>E-6868B</b> Bronze	1.794" x 10.392"	B	KIT 1309 KIT 1310	

### Tie Rod Ends

Axle Rating Lbs.	Axle Code/Year	Part Number/ Location	Stud Center to Rod End	OEM Reference	Notes
12000	(FF941), (FF943), (FF961)	<b>E-4615</b> Curbside <b>E-4614</b> Roadside	5.44"	A3144D524 A3144E525	Greaseable type.
	E12001	<b>E-10137</b> Curbside <b>E-10138</b> Roadside	6.00"	817019 817018	
12000, 13000	EFA-12F3, EFA-13F3, EFA-12F4, EFA-13F5	<b>E-4615</b> Curbside <b>E-4614</b> Roadside <b>E-8758</b> Curbside <b>E-8757</b> Roadside	5.44" 8.125"	1006149 1006148 1009010 1009009	Greaseable type.
14600	(FG941)	<b>E-4615</b> Curbside <b>E-4614</b> Roadside	5.44"	A3144D524 A3144E525	Greaseable type.

# KENWORTH T600 (Continued)

## Drag Links

Axle Rating Lbs.	Axle Code/Year	Part Number	Stud Center to Stud Center	OEM Reference	Notes
All	All	<b>E-6825</b>	28.28"	L24VU8008A11	Non-replaceable ends.

## T800

### King Pin Kits

Axle Rating Lbs.	Axle Code/Year	Part Number/ Bushing Type	King Pin Size	Type	OEM Reference	Notes
12000	(FF941)	<b>E-4468B</b> Bronze	1.794" x 10.392"	B	KIT 195	Uses 1 drawkey 3.68" long and 1 drawkey 3.25" long.
		<b>E-4694C</b> Composite				
	(FF961)	<b>E-6199B</b> Bronze			KIT 1315	
		<b>E-6199C</b> Composite				
12000, 13000	EFA-12F4, EFA-13F5	<b>E-4696B</b> Bronze <b>E-4696C</b> Composite	1.625" x 9.195"	A	806355	
14600	(FG941)	<b>E-4695C</b> Composite <b>E-6868B</b> Bronze	1.794" x 10.392"	B	KIT 1309 KIT 1310	
16000, 18000, 20000	(FL941), (FL943)	<b>E-4458B</b> Bronze <b>E-4458C</b> Composite	1.999" x 11.212"	B	KIT 198 KIT 1312	

### Tie Rod Ends

Axle Rating Lbs.	Axle Code/Year	Part Number/ Location	Stud Center to Rod End	OEM Reference	Notes
12000	(FF941), (FF943), (FF961)	<b>E-4615</b> Curbside	5.44"	A3144D524	Greaseable type.
		<b>E-4614</b> Roadside		A3144E525	
	E1200I	<b>E-10137</b> Curbside	6.00"	817019	
		<b>E-10138</b> Roadside		817018	
12000, 13000	EFA-12F3, EFA-13F3, EFA-12F4, EFA-13F5	<b>E-4615</b> Curbside	5.44"	1006149	Greaseable type.
		<b>E-4614</b> Roadside		1006148	
		<b>E-8758</b> Curbside	8.125"	1009010	
		<b>E-8757</b> Roadside		1009009	
14600	(FG941)	<b>E-4615</b> Curbside	5.44"	A3144D524	Greaseable type.
		<b>E-4614</b> Roadside		A3144E525	
16000, 18000, 20000	(FL941), (FL943)	<b>E-4617</b> Curbside	5.75"	A3144J296	
		<b>E-4616</b> Roadside		A3144K297	
		<b>E-4629</b> Curbside	7.37"	A3144F448	
		<b>E-4628</b> Roadside		A3144G449	
		<b>E-6856</b> Curbside	12.688"	A3144D550	
		<b>E-6857</b> Roadside		A3144C549	

### Drag Links

Axle Rating Lbs.	Axle Code/Year	Part Number	Stud Center to Stud Center	OEM Reference	Notes
All	All	<b>E-6825</b>	28.28"	L24VU8008A11	Non-replaceable ends.
		<b>E-4629</b>	7.37" Stud center to rod end	A3144V438	End only. Use with E-8732.
		<b>E-8732</b>	28.25"	K162-536	Uses E-4629 replaceable end.



# KENWORTH

## W900

### King Pin Kits

Axle Rating Lbs.	Axle Code/Year	Part Number/ Bushing Type	King Pin Size	Type	OEM Reference	Notes
12000	(FE900)	<b>E-4434B</b> Bronze	9.750"	D		Tapered pin.
		<b>E-4434N</b> Bronze, Nylon				
	(FE970)	<b>E-4449B</b> Bronze	1.607" x 8.740"	B	KIT 157	
	(FF901)	<b>E-4442B</b> Bronze	1.794" x 9.120"		KIT 172	
	(FF921)	<b>E-4450B</b> Bronze	1.794" x 10.410"		KIT 193	
	(FF931), (FF941)	<b>E-4468B</b> Bronze	1.794" x 10.392"		KIT 195	
		<b>E-4694C</b> Composite			KIT 1307	
(FF971)	<b>E-4595B</b> Bronze	1.607" x 9.375"		KIT 1300		
12000, 13000	EFA-12F4, EFA-13F5	<b>E-4696B</b> Bronze	1.625" x 9.195"	A	806355	
		<b>E-4696C</b> Composite				
14600	(FG941)	<b>E-4695C</b> Composite	1.794" x 10.392"	B	KIT 1309	
		<b>E-6868B</b> Bronze				
16000	(FH901)	<b>E-4454B</b> Bronze	1.999" x 11.040"	B	KIT 170	
		<b>E-4454N</b> Nylon				
16000, 18000, 20000	(FL931), (FL941)	<b>E-4458B</b> Bronze	1.999" x 11.212"	B	KIT 198	
		<b>E-4458C</b> Composite				
18000	(FL901)	<b>E-4454B</b> Bronze	1.999" x 11.040"	B	KIT 170	
		<b>E-4454N</b> Nylon				
18000, 20000, 22000	EFA-18F3, EFA-20F4	<b>E-6194B</b> Bronze	1.873" x 9.965"	A	1008500	
		<b>E-6194C</b> Composite				

# KENWORTH

## W900 (Continued)

### Tie Rod Ends


Axle Rating Lbs.	Axle Code/Year	Part Number/ Location	Stud Center to Rod End	OEM Reference	Notes
12000	(FE900)	<b>E-4611</b> Curbside	4.875"	A3144R226	
		<b>E-4610</b> Roadside		A3144Q225	
		<b>E-4617</b> Curbside	5.75"	A3144J296	
		<b>E-4616</b> Roadside		A3144K297	
	(FE970)	<b>E-4611</b> Curbside	4.875"	A3144R226	
		<b>E-4610</b> Roadside		A3144Q225	
		<b>E-4617</b> Curbside	5.75"	A3144J296	
		<b>E-4616</b> Roadside		A3144K297	
		<b>E-6848</b> Curbside	10.50"	A3144N534	Will retrofit older axles.
		<b>E-6847</b> Roadside		A3144M533	
	(FF901)	<b>E-4611</b> Curbside	4.875"	A3144R226	
		<b>E-4610</b> Roadside		L28SV5052A1	
		<b>E-4618</b> Curbside	5.75"	A3144D238	Anti-tilt seal type.
		<b>E-4619</b> Roadside		A3144C237	
		<b>E-4617</b> Curbside		A3144J296	
		<b>E-4616</b> Roadside		A3144K297	
	(FF921), (FF931), (FF941)	<b>E-4615</b> Curbside	5.44"	A3144D524	Greaseable type.
		<b>E-4614</b> Roadside		A3144E525	
(FF971)	<b>E-6848</b> Curbside	10.50"	A3144N534	Center point steering.	
	<b>E-6847</b> Roadside		A3144M533		
12000, 13200	EFA-12F4, EFA-13F5	<b>E-4615</b> Curbside	5.44"	1006149	
		<b>E-4614</b> Roadside		1006148	
		<b>E-8758</b> Curbside	8.125"	1009010	
		<b>E-8757</b> Roadside		1009009	
16000	(FH901)	<b>E-4617</b> Curbside	5.75"	A3144J296	
		<b>E-4616</b> Roadside		A3144K297	
16000, 18000, 20000	(FL931)	<b>E-4617</b> Curbside	5.75"	A3144J296	
		<b>E-4616</b> Roadside		A3144K297	
18000	(FL901)	<b>E-4617</b> Curbside	5.75"	A3144J296	
		<b>E-4616</b> Roadside		A3144K297	
	(FL931)	<b>E-4629</b> Curbside	7.37"	A3144F448	
		<b>E-4628</b> Roadside		A3144G449	
18000, 20000, 22000	EFA-18F3, EFA-20F4	<b>E-4629</b> Curbside	7.37"	820627, 820695	
		<b>E-4628</b> Roadside		820626, 820694	

APPLICATION GUIDE (G-M)

### Drag Links

Axle Rating Lbs.	Axle Code/Year	Part Number	Stud Center to Stud Center	OEM Reference	Notes
All	(All)	<b>E-9877</b>	5.75" Stud center to rod end		Drag link end used on E-5379.
		<b>E-4629</b>	7.37" Stud center to rod end	L28SV5202A1	Drag link end used on E-5378 and E-5380.
12000, 16000, 18000	(All)	<b>E-5378</b>	29.56"	K162-280	
		<b>E-5379</b>		K162-311	
		<b>E-5380</b>	30.56"	K162-363	


Model	Page	Model	Page
B53, B57 .....	123	R600, R685R, R685ST, R686ST .....	132
DM400, MB400, MB600 .....	123	R600L, R600LS, R700L, R700LS, RWL700S, RWS700S, WL700L, W700LS, WS700L, WS700LS .....	134
DM600, DM606S, DM607S, DM685S, DM685T .....	124	RD400 .....	135
DM800 .....	126	RD600, R700 .....	136
DMM600, RD700 .....	128	U600, U68ST, F700, F786ST, R767ST .....	137
MC400, MR400, MC600, MR600 .....	130		
R400 .....	131		




**MB SERIES**




**MC & MR SERIES**




**R SERIES**




**U SERIES**



**VALUE-LINER &  
SUPER LINER**



**CRUISE-LINER &  
F SERIES**



**DM SERIES**

# MACK

## B53, B57

### King Pin Kits

Axle Rating Lbs.	Axle Code/Year	Part Number/ Bushing Type	King Pin Size	Type	OEM Reference	Notes
18000	FA604 (FL901)	<b>E-4454B</b> Bronze <b>E-4454N</b> Nylon	1.999" x 11.040"	B	301SQ44	

### Tie Rod Ends

Axle Rating Lbs.	Axle Code/Year	Part Number/ Location	Stud Center to Rod End	OEM Reference	Notes
18000	FA604 (FL901)	<b>E-9878</b> Curbside <b>E-9877</b> Roadside	5.75"		Side zerk.
		<b>E-4617</b> Curbside <b>E-4616</b> Roadside		10QH39P1 10QH310P1	

## DM400, MB400, MB600

### King Pin Kits

Axle Rating Lbs.	Axle Code/Year	Part Number/ Bushing Type	King Pin Size	Type	OEM Reference	Notes
10500	FA532, FA(W)536	<b>E-4467B</b> Bronze	7.470"	E	301SQ47CP1	Tapered pin.
12000	FA(W)537	<b>E-4467B</b> Bronze	7.470"	E	301SQ47CP1	Tapered pin.
18000	FA(W)616	<b>E-4599B</b> Bronze	8.750"	E	301SQ52	Tapered pin.
20000	FA(W)617	<b>E-4599B</b> Bronze	8.750"	E	301SQ52	Tapered pin.

### Tie Rod Ends

Axle Rating Lbs.	Axle Code/Year	Part Number/ Location	Stud Center to Rod End	OEM Reference	Notes
10500	FA(W)536	<b>E-4611</b> Curbside <b>E-4610</b> Roadside	4.875"	10QH242P1 10QH243P2	Coarse thread.
		<b>E-4640</b> Curbside <b>E-9878</b> Curbside <b>E-9877</b> Roadside	5.75"	10QH243P1	Fine thread. Side zerk.
		<b>E-4617</b> Curbside <b>E-4616</b> Roadside		10QH39P1 10QH310P1	
	FA532	<b>E-4607</b> Curbside	4.875"	10QH38	
12000	FA(W)537	<b>E-9878</b> Curbside <b>E-9877</b> Roadside	5.75"		Side zerk.
		<b>E-4617</b> Curbside <b>E-4616</b> Roadside		10QH39P1 10QH310P1	
18000	FA(W)616	<b>E-9878</b> Curbside <b>E-9877</b> Roadside	5.75"		Side zerk.
		<b>E-4617</b> Curbside <b>E-4616</b> Roadside		10QH39P1 10QH310P1	Use with tube 7QH253P1, 7QH253P2.
		<b>E-4629</b> Curbside <b>E-4628</b> Roadside	7.37"	10QH311P1 10QH312P1	Use with tube 7QH253P3, 7QH253P4. Bottom zerk.
		<b>E-9879</b> Curbside <b>E-9880</b> Roadside		10QH311P1 10QH312P1	Use with tube 7QH253P3, 7QH253P4. Side zerk.
20000	FA(W)617	<b>E-9878</b> Curbside <b>E-9877</b> Roadside	5.75"		Side zerk.
		<b>E-4617</b> Curbside <b>E-4616</b> Roadside		10QH39P1 10QH310P1	Use with tube 7QH253P1, 7QH253P2.
		<b>E-4629</b> Curbside <b>E-4628</b> Roadside	7.37"	10QH311P1 10QH312P1	Use with tube 7QH253P3, 7QH253P4. Bottom zerk.
		<b>E-9879</b> Curbside <b>E-9880</b> Roadside		10QH311P1 10QH312P1	Use with tube 7QH253P3, 7QH253P4. Side zerk.

# MACK

## DM400, MB400, MB600 (Continued)

### Drag Links

Axle Rating Lbs.	Axle Code/Year	Part Number	Stud Center to Stud Center	OEM Reference	Notes
All	All	<b>E-10114</b>	2.75" Stud center to rod end	37QC34A	Power steering cylinder end.
		<b>E-9881</b>	5.75" Stud center to rod end	18QK201	Pinch bolt socket used on drag links with tight clearance.
12000	FA(W)537	<b>E-9877</b>	5.75" Stud center to rod end	18QK23A	Drag link end socket - RH thread.
		<b>E-9877</b>		18QK29301	Drag link end socket - RH thread. Use w/tube stamped 39305.
		<b>E-9878</b>		18QK28A	Drag link end socket - LH thread.
18000	FA(W)616	<b>E-9877</b>	5.75" Stud center to rod end	18QK23A	Drag link end socket - RH thread.
		<b>E-9877</b>		18QK29301	Drag link end socket - RH thread. Use w/tube stamped 39305.
		<b>E-9878</b>		18QK28A	Drag link end socket - LH thread.
20000	FA(W)617	<b>E-9877</b>	5.75" Stud center to rod end	18QK23A	Drag link end socket - RH thread.
		<b>E-9877</b>		18QK29301	Drag link end socket - RH thread. Use w/tube stamped 39305.
		<b>E-9878</b>		18QK28A	Drag link end socket - LH thread.

## DM600, DM606S, DM607S, DM685S, DM685T

### King Pin Kits

Axle Rating Lbs.	Axle Code/Year	Part Number/ Bushing Type	King Pin Size	Type	OEM Reference	Notes
10500	FA532, FA(W)536	<b>E-4467B</b> Bronze	7.470"	E	301SQ47CP1	Tapered pin.
12000	FA(W)537, FA(W)537C	<b>E-4467B</b> Bronze	7.470"	E	301SQ47CP1	Tapered pin.
18000	FA(W)616	<b>E-4599B</b> Bronze	8.750"	E	301SQ52	Tapered pin.
20000	FA(W)617	<b>E-4599B</b> Bronze	8.750"	E	301SQ52	Tapered pin.

# MACK

## DM600, DM606S, DM607S, DM685S, DM685T (Continued)

Tie Rod Ends

Axle Rating Lbs.	Axle Code/Year	Part Number/ Location	Stud Center to Rod End	OEM Reference	Notes	
10500	FA(W)536	<b>E-4611</b> Curbside	4.875"	10QH242P1	Coarse thread.	
		<b>E-4610</b> Roadside		10QH243P2		
		<b>E-4640</b> Curbside	5.75"	10QH243P1	Fine thread.	
		<b>E-9878</b> Curbside		Side zerk.		
		<b>E-9877</b> Roadside				
		<b>E-4617</b> Curbside		10QH39P1		
			<b>E-4616</b> Roadside	10QH310P1		
			FA532	<b>E-4607</b> Curbside	4.875"	10QH38
12000	FA(W)537, FA(W)537C	<b>E-9878</b> Curbside	5.75"		Side zerk.	
		<b>E-9877</b> Roadside				
		<b>E-4617</b> Curbside	10QH39P1			
		<b>E-4616</b> Roadside	10QH310P1			
18000	FA(W)616	<b>E-9878</b> Curbside	5.75"		Side zerk.	
		<b>E-9877</b> Roadside				
		<b>E-4617</b> Curbside	10QH39P1	Use with tube 7QH253P1, 7QH253P2. For units built before 2/20/84.		
		<b>E-4616</b> Roadside	10QH310P1			
			<b>E-4629</b> Curbside	7.37"	10QH311P1	Use with tube 7QH253P3, 7QH253P4. For units built after 2/20/84.
		<b>E-4628</b> Roadside	10QH312P1			
			<b>E-9879</b> Curbside	10QH311P1	10QH312P1	Use with tube 7QH253P3, 7QH253P4. For units built after 2/20/84. Side zerk.
		<b>E-9880</b> Roadside				
20000	FA(W)617	<b>E-4629</b> Curbside	7.37"	10QH311P1	Use with tube 7QH253P3, 7QH253P4.	
		<b>E-4628</b> Roadside		10QH312P1		
		<b>E-9879</b> Curbside	10QH311P1	Use with tube 7QH253P3, 7QH253P4. Side zerk.		
		<b>E-9880</b> Roadside	10QH312P1			
		FA(W)617, FA(W)617D	<b>E-9878</b> Curbside	5.75"		Side zerk.
	<b>E-9877</b> Roadside					
	<b>E-4617</b> Curbside	10QH39P1	Use with tube 7QH253P1, 7QH253P2.			
<b>E-4616</b> Roadside	10QH310P1					

APPLICATION GUIDE (G-M)

# MACK

## DM600, DM606S, DM607S, DM685S, DM685T (Continued)

### Drag Links

Axle Rating Lbs.	Axle Code/Year	Part Number	Stud Center to Stud Center	OEM Reference	Notes
All	All	<b>E-10114</b>	2.75" Stud center to rod end	37QC34A	Power steering cylinder end.
		<b>E-9881</b>	5.75" Stud center to rod end	18QK201	Pinch bolt socket used on drag links with tight clearance.
10500	FA(W)536	<b>E-9877</b>	5.75" Stud center to rod end	18QK29301	Drag link end socket - RH thread. Use w/tube stamped 39305.
		<b>E-9877</b>		18QK23A	Drag link end socket - RH thread.
		<b>E-9878</b>		18QK28A	Drag link end socket - LH thread.
12000	FA(W)537	<b>E-9877</b>	5.75" Stud center to rod end	18QK29301	Drag link end socket - RH thread. Use w/tube stamped 39305.
		<b>E-9877</b>		18QK23A	Drag link end socket - RH thread.
		<b>E-9878</b>		18QK28A	Drag link end socket - LH thread.
18000	FA(W)616	<b>E-9877</b>	5.75" Stud center to rod end	18QK29301	Drag link end socket - RH thread. Use w/tube stamped 39305.
		<b>E-9877</b>		18QK23A	Drag link end socket - RH thread.
		<b>E-9878</b>		18QK28A	Drag link end socket - LH thread.
20000	FA(W)617	<b>E-9877</b>	5.75" Stud center to rod end	18QK23A	Drag link end socket - RH thread.
		<b>E-9877</b>		18QK29301	Drag link end socket - RH thread. Use w/tube stamped 39305.
		<b>E-9878</b>		18QK28A	Drag link end socket - LH thread.

## DM800

### King Pin Kits

Axle Rating Lbs.	Axle Code/Year	Part Number/ Bushing Type	King Pin Size	Type	OEM Reference	Notes
18000	FA(W)616	<b>E-4599B</b> Bronze	8.750"	E	301SQ52	Tapered pin.
20000	FA(W)617	<b>E-4599B</b> Bronze	8.750"	E	301SQ52	Tapered pin.

# MACK DM800 (Continued)

## Tie Rod Ends

Axle Rating Lbs.	Axle Code/Year	Part Number/ Location	Stud Center to Rod End	OEM Reference	Notes	
18000	FA(W)616	<b>E-9878</b> Curbside	5.75"		Side zerk.	
		<b>E-9877</b> Roadside				
		<b>E-4617</b> Curbside	7.37"		10QH39P1	Use with tube 7QH253P1, 7QH253P2.
		<b>E-4616</b> Roadside			10QH310P1	
		<b>E-4629</b> Curbside	7.37"		10QH311P1	Use with tube 7QH253P3, 7QH253P4.
		<b>E-4628</b> Roadside			10QH312P1	
		<b>E-9879</b> Curbside			10QH311P1	Use with tube 7QH253P3, 7QH253P4. Side zerk.
		<b>E-9880</b> Roadside			10QH312P1	
20000	FA(W)617	<b>E-9878</b> Curbside	5.75"		Side zerk.	
		<b>E-9877</b> Roadside				
		<b>E-4617</b> Curbside	7.37"		10QH39P1	Use with tube 7QH253P1, 7QH253P2. For units built before 2/20/84.
		<b>E-4616</b> Roadside			10QH310P1	
		<b>E-4629</b> Curbside	7.37"		10QH311P1	Use with tube 7QH253P3, 7QH253P4. For units built after 2/20/84.
		<b>E-4628</b> Roadside			10QH312P1	
		<b>E-9879</b> Curbside			10QH311P1	Use with tube 7QH253P3, 7QH253P4. For units built after 2/20/84. Side zerk.
		<b>E-9880</b> Roadside			10QH312P1	

## Drag Links

Axle Rating Lbs.	Axle Code/Year	Part Number	Stud Center to Stud Center	OEM Reference	Notes
All	All	<b>E-10114</b>	2.75" Stud center to rod end	37QC34A	Power steering cylinder end.
		<b>E-9881</b>	5.75" Stud center to rod end	18QK201	Pinch bolt socket used on drag links with tight clearance.
18000	FA616	<b>E-9877</b>	5.75" Stud center to rod end	18QK23A	Drag link end socket - RH thread.
		<b>E-9877</b>		18QK29301	Drag link end socket - RH thread. Use w/tube stamped 39305.
		<b>E-9878</b>		18QK28A	Drag link end socket - LH thread.
20000	FA617	<b>E-9877</b>	5.75" Stud center to rod end	18QK23A	Drag link end socket - RH thread.
		<b>E-9877</b>		18QK29301	Drag link end socket - RH thread. Use w/tube stamped 39305.
		<b>E-9878</b>		18QK28A	Drag link end socket - LH thread.



# MACK

## DMM600, RD700

### King Pin Kits

Axle Rating Lbs.	Axle Code/Year	Part Number/ Bushing Type	King Pin Size	Type	OEM Reference	Notes
10500	FA532, FA(W)536	<b>E-4467B</b> Bronze	7.470"	E	301SQ47CP1	Tapered pin.
12000	FA(W)537	<b>E-4467B</b> Bronze	7.470"	E	301SQ47CP1	Tapered pin.
18000	FA(W)616	<b>E-4599B</b> Bronze	8.750"	E	301SQ52	Tapered pin.
20000	FA(W)617	<b>E-4599B</b> Bronze	8.750"	E	301SQ52	Tapered pin.

### Tie Rod Ends

Axle Rating Lbs.	Axle Code/Year	Part Number/ Location	Stud Center to Rod End	OEM Reference	Notes		
10500	FA(W)536	<b>E-4611</b> Curbside	4.875"	10QH242P1	Coarse thread.		
		<b>E-4610</b> Roadside		10QH243P2			
		<b>E-4640</b> Curbside		10QH243P1			
		<b>E-9878</b> Curbside	Roadside	5.75"		Side zerk.	
		<b>E-9877</b> Roadside					
		<b>E-4617</b> Curbside			10QH39P1		
		<b>E-4616</b> Roadside			10QH310P1		
12000	FA532 FA(W)537	<b>E-4607</b> Curbside	4.875"	10QH38			
		<b>E-9878</b> Curbside	5.75"		Side zerk.		
		<b>E-9877</b> Roadside					
		<b>E-4617</b> Curbside		10QH39P1			
		<b>E-4616</b> Roadside		10QH310P1			
18000	FA(W)616	<b>E-9878</b> Curbside	5.75"		Side zerk.		
		<b>E-9877</b> Roadside					
		<b>E-4617</b> Curbside	7.37"	10QH39P1	Use with tube 7QH253P1, 7QH253P2.		
		<b>E-4616</b> Roadside		10QH310P1			
		<b>E-4629</b> Curbside		10QH311P1	Use with tube 7QH253P3, 7QH253P4.		
		<b>E-4628</b> Roadside		10QH312P1			
		<b>E-9879</b> Curbside		10QH311P1	Use with tube 7QH253P3, 7QH253P4. Side zerk.		
		<b>E-9880</b> Roadside		10QH312P1			
20000	FA(W)617	<b>E-9878</b> Curbside	5.75"		Side zerk.		
		<b>E-9877</b> Roadside					
		<b>E-4629</b> Curbside	7.37"	10QH311P1	Use with tube 7QH253P3, 7QH253P4.		
		<b>E-4628</b> Roadside		10QH312P1			
		<b>E-9879</b> Curbside		10QH311P1	Use with tube 7QH253P3, 7QH253P4. Side zerk.		
		<b>E-9880</b> Roadside		10QH312P1			
		FA(W)617, FA(W)617D		<b>E-4617</b> Curbside	5.75"	10QH39P1	Use with tube 7QH253P1, 7QH253P2.
				<b>E-4616</b> Roadside		10QH310P1	

APPLICATION GUIDE (G-M)

Axle Rating Lbs.	Axle Code/Year	Part Number	Stud Center to Stud Center	OEM Reference	Notes
All	All	<b>E-10114</b>	2.75" Stud center to rod end	37QC34A	Power steering cylinder end.
		<b>E-9881</b>	5.75" Stud center to rod end	18QK201	Pinch bolt socket used on drag links with tight clearance.
10500	FA(W)536	<b>E-9877</b>	5.75" Stud center to rod end	18QK29301	Drag link end socket - RH thread. Use w/tube stamped 39305.
		<b>E-9877</b>		18QK23A	Drag link end socket - RH thread.
		<b>E-9878</b>		18QK28A	Drag link end socket - LH thread.
12000	FA(W)537	<b>E-9877</b>	5.75" Stud center to rod end	18QK29301	Drag link end socket - RH thread. Use w/tube stamped 39305.
		<b>E-9877</b>		18QK23A	Drag link end socket - RH thread.
		<b>E-9878</b>		18QK28A	Drag link end socket - LH thread.
18000	FA(W)616	<b>E-9877</b>	5.75" Stud center to rod end	18QK29301	Drag link end socket - RH thread. Use w/tube stamped 39305.
		<b>E-9877</b>		18QK23A	Drag link end socket - RH thread.
		<b>E-9878</b>		18QK28A	Drag link end socket - LH thread.
20000	FA(W)617	<b>E-9877</b>	5.75" Stud center to rod end	18QK23A	Drag link end socket - RH thread.
		<b>E-9877</b>		18QK29301	Drag link end socket - RH thread. Use w/tube stamped 39305.
		<b>E-9878</b>		18QK28A	Drag link end socket - LH thread.

# MACK

## MC400, MR400, MC600, MR600

### King Pin Kits

Axle Rating Lbs.	Axle Code/Year	Part Number/ Bushing Type	King Pin Size	Type	OEM Reference	Notes
10500	FA(W)536	<b>E-4467B</b> Bronze	7.470"	E	301SQ47CP1	Tapered pin.
12000	FA(W)537	<b>E-4467B</b> Bronze	7.470"	E	301SQ47CP1	Tapered pin.
18000	FA(W)616	<b>E-4599B</b> Bronze	8.750"	E	301SQ52	Tapered pin.
20000	FA(W)617	<b>E-4599B</b> Bronze	8.750"	E	301SQ52	Tapered pin.

### Tie Rod Ends

Axle Rating Lbs.	Axle Code/Year	Part Number/ Location	Stud Center to Rod End	OEM Reference	Notes		
10500	FA(W)536	<b>E-4611</b> Curbside	4.875"	10QH242P1	Coarse thread.		
		<b>E-4610</b> Roadside		10QH243P2			
		<b>E-4640</b> Curbside		10QH243P1	Fine thread.		
		12000	FA(W)537	<b>E-9878</b> Curbside	5.75"		Side zerk.
				<b>E-9877</b> Roadside			
				<b>E-4617</b> Curbside	5.75"	10QH39P1	
				<b>E-4616</b> Roadside		10QH310P1	
<b>E-9878</b> Curbside				Side zerk.			
18000	FA(W)616			<b>E-9877</b> Roadside	5.75"		Side zerk.
		<b>E-4617</b> Curbside	10QH39P1				
		<b>E-4616</b> Roadside	7.37"	10QH310P1	Use with tube 7QH253P1, 7QH253P2		
		<b>E-4629</b> Curbside		10QH311P1	Use with tube 7QH253P3, 7QH253P4		
		<b>E-4628</b> Roadside		10QH312P1			
		<b>E-9879</b> Curbside		10QH311P1	Use with tube 7QH253P3, 7QH253P4. Side zerk.		
		20000	FA(W)617	<b>E-9880</b> Roadside	5.75"	10QH312P1	Side zerk.
				<b>E-9878</b> Curbside			
				<b>E-9877</b> Roadside			
				<b>E-4617</b> Curbside	7.37"	10QH39P1	Use with tube 7QH253P1, 7QH253P2
<b>E-4616</b> Roadside	10QH310P1						
<b>E-4629</b> Curbside	10QH311P1			Use with tube 7QH253P3, 7QH253P4			
<b>E-4628</b> Roadside	10QH312P1						
<b>E-9879</b> Curbside	10QH311P1	Use with tube 7QH253P3, 7QH253P4. Side zerk.					

## MC400, MR400, MC600, MR600 (Continued)

### Drag Links

Axle Rating Lbs.	Axle Code/Year	Part Number	Stud Center to Stud Center	OEM Reference	Notes
All	All	<b>E-10114</b>	2.75" Stud center to rod end	37QC34A	Power steering cylinder end.
		<b>E-9881</b>	5.75" Stud center to rod end	18QK201	Pinch bolt socket used on drag links with tight clearance.
10500	FA(W)536	<b>E-9877</b>	5.75" Stud center to rod end	18QK29301	Drag link end socket - RH thread. Use w/tube stamped 39305.
		<b>E-9877</b>		18QK23A	Drag link end socket - RH thread.
		<b>E-9878</b>		18QK28A	Drag link end socket - LH thread.
12000	FA(W)537	<b>E-9877</b>	5.75" Stud center to rod end	18QK29301	Drag link end socket - RH thread. Use w/tube stamped 39305.
		<b>E-9877</b>		18QK23A	Drag link end socket - RH thread.
		<b>E-9878</b>		18QK28A	Drag link end socket - LH thread.
18000	FA(W)616	<b>E-9877</b>	5.75" Stud center to rod end	18QK29301	Drag link end socket - RH thread. Use w/tube stamped 39305.
		<b>E-9877</b>		18QK23A	Drag link end socket - RH thread.
		<b>E-9878</b>		18QK28A	Drag link end socket - LH thread.
20000	FA(W)617	<b>E-9877</b>	5.75" Stud center to rod end	18QK23A	Drag link end socket - RH thread.
		<b>E-9877</b>		18QK29301	Drag link end socket - RH thread. Use w/tube stamped 39305.
		<b>E-9878</b>		18QK28A	Drag link end socket - LH thread.

### R400

#### King Pin Kits

Axle Rating Lbs.	Axle Code/Year	Part Number/ Bushing Type	King Pin Size	Type	OEM Reference	Notes
10500	FA532, FA(W)536	<b>E-4467B</b> Bronze	7.470"	E	301SQ47CP1	Tapered pin.
12000	FA(W)537	<b>E-4467B</b> Bronze	7.470"	E	301SQ47CP1	Tapered pin.
18000	FA(W)616	<b>E-4599B</b> Bronze	8.750"	E	301SQ52	Tapered pin.

#### Tie Rod Ends

Axle Rating Lbs.	Axle Code/Year	Part Number/ Location	Stud Center to Rod End	OEM Reference	Notes
10500	FA(W)536	<b>E-4611</b> Curbside	4.875"	10QH242P1	Coarse thread.
		<b>E-4610</b> Roadside		10QH243P2	
		<b>E-4640</b> Curbside	5.75"	10QH243P1	Fine thread.
		<b>E-9878</b> Curbside		Side zerk.	
		<b>E-9877</b> Roadside			
		<b>E-4617</b> Curbside		10QH39P1	
<b>E-4616</b> Roadside	10QH310P1				
12000	FA(W)537	<b>E-4607</b> Curbside	4.875"	10QH38	Side zerk.
		<b>E-9878</b> Curbside	5.75"		
		<b>E-9877</b> Roadside			
		<b>E-4617</b> Curbside	10QH39P1		
		<b>E-4616</b> Roadside	10QH310P1		
		18000	FA(W)616	<b>E-9878</b> Curbside	
<b>E-9877</b> Roadside					
<b>E-4617</b> Curbside	10QH39P1			Use with tube 7QH253P1, 7QH253P2.	
<b>E-4616</b> Roadside					10QH310P1
<b>E-4629</b> Curbside	7.37"			10QH311P1	Use with tube 7QH253P3, 7QH253P4.
<b>E-4628</b> Roadside					
<b>E-9879</b> Curbside	10QH311P1			Use with tube 7QH253P3, 7QH253P4. Side zerk.	
<b>E-9880</b> Roadside					10QH312P1

# MACK

## R400 (Continued)

### Drag Links

Axle Rating Lbs.	Axle Code/Year	Part Number	Stud Center to Stud Center	OEM Reference	Notes
All	All	<b>E-10114</b>	2.75" Stud center to rod end	37QC34A	Power steering cylinder end.
		<b>E-9881</b>	5.75" Stud center to rod end	18QK201	Pinch bolt socket used on drag links with tight clearance.
10500	FA(W)536	<b>E-9877</b>	5.75" Stud center to rod end	18QK23A	Drag link end socket - RH thread.
		<b>E-9877</b>		18QK29301	Drag link end socket - RH thread. Use w/tube stamped 39305.
		<b>E-9878</b>		18QK28A	Drag link end socket - LH thread.
12000	FA(W)537	<b>E-9877</b>	5.75" Stud center to rod end	18QK29301	Drag link end socket - RH thread. Use w/tube stamped 39305.
		<b>E-9877</b>		18QK23A	Drag link end socket - RH thread.
		<b>E-9878</b>		18QK28A	Drag link end socket - LH thread.
18000	FA(W)616	<b>E-9877</b>	5.75" Stud center to rod end	18QK29301	Drag link end socket - RH thread. Use w/tube stamped 39305.
		<b>E-9877</b>		18QK23A	Drag link end socket - RH thread.
		<b>E-9878</b>		18QK28A	Drag link end socket - LH thread.

## R600, R685R, R685ST, R686ST

### King Pin Kits

Axle Rating Lbs.	Axle Code/Year	Part Number/ Bushing Type	King Pin Size	Type	OEM Reference	Notes
10500	FA532, FA(W)536	<b>E-4467B</b> Bronze	7.470"	E	301SQ47CP1	Tapered pin.
12000	FA(W)537, FA(W)537C	<b>E-4467B</b> Bronze	7.470"	E	301SQ47CP1	Tapered pin.
18000	FA(W)616	<b>E-4599B</b> Bronze	8.750"	E	301SQ52	Tapered pin.
20000	FA(W)617	<b>E-4599B</b> Bronze	8.750"	E	301SQ52	Tapered pin.

**R600, R685R, R685ST, R686ST (Continued)**

**Tie Rod Ends**

Axle Rating Lbs.	Axle Code/Year	Part Number/ Location	Stud Center to Rod End	OEM Reference	Notes	
10500	FA(W)536, FA(W)536C	<b>E-4611</b> Curbside	4.875"	10QH242P1	Coarse thread.	
		<b>E-4610</b> Roadside		10QH243P2		
	<b>E-4640</b> Curbside	5.75"	10QH243P1	Fine thread.		
	<b>E-9878</b> Curbside		Side zerk.			
	<b>E-9877</b> Roadside					
		FA532	<b>E-4617</b> Curbside		10QH39P1	
			<b>E-4616</b> Roadside		10QH310P1	
12000	FA(W)537, FA(W)537C	<b>E-4607</b> Curbside	4.875"	10QH38		
		<b>E-9878</b> Curbside	5.75"		Side zerk.	
		<b>E-9877</b> Roadside				
		<b>E-4617</b> Curbside		10QH39P1		
		<b>E-4616</b> Roadside		10QH310P1		
		<b>E-9878</b> Curbside	5.75"		Side zerk.	
<b>E-9877</b> Roadside						
18000	FA(W)616	<b>E-9878</b> Curbside	5.75"		Side zerk.	
		<b>E-9877</b> Roadside				
		<b>E-4617</b> Curbside		10QH39P1	Use with tube 7QH2531P1, 7QH253P2	
		<b>E-4616</b> Roadside		10QH310P1		
		<b>E-4629</b> Curbside	7.37"	10QH311P1	Use with tube 7QH253P3, 7QH253P4	
		<b>E-4628</b> Roadside		10QH312P1		
		<b>E-9879</b> Curbside		10QH311P1	Use with tube 7QH253P3, 7QH253P4. Side zerk.	
<b>E-9880</b> Roadside		10QH312P1				
20000	FA(W)617	<b>E-9878</b> Curbside	5.75"		Side zerk.	
		<b>E-9877</b> Roadside				
		<b>E-4617</b> Curbside		10QH39P1	Use with tube 7QH2531P1, 7QH253P2	
		<b>E-4616</b> Roadside		10QH310P1		
		<b>E-4629</b> Curbside	7.37"	10QH311P1	Use with tube 7QH253P3, 7QH253P4	
		<b>E-4628</b> Roadside		10QH312P1		
		<b>E-9879</b> Curbside		10QH311P1	Use with tube 7QH253P3, 7QH253P4. Side zerk.	
<b>E-9880</b> Roadside		10QH312P1				

**APPLICATION GUIDE (G-M)**

**Drag Links**

Axle Rating Lbs.	Axle Code/Year	Part Number	Stud Center to Stud Center	OEM Reference	Notes
All	All	<b>E-10114</b>	2.75" Stud center to rod end	37QC34A	Power steering cylinder end.
		<b>E-9881</b>	5.75" Stud center to rod end	18QK201	Pinch bolt socket used on drag links with tight clearance.
10500	FA(W)536	<b>E-9877</b>	5.75" Stud center to rod end	18QK29301	Drag link end socket - RH thread. Use w/tube stamped 39305.
		<b>E-9877</b>		18QK23A	Drag link end socket - RH thread.
		<b>E-9878</b>		18QK28A	Drag link end socket - LH thread.
12000	FA(W)537	<b>E-9877</b>	5.75" Stud center to rod end	18QK23A	Drag link end socket - RH thread.
		<b>E-9877</b>		18QK29301	Drag link end socket - RH thread. Use w/tube stamped 39305.
		<b>E-9878</b>		18QK28A	Drag link end socket - LH thread.
18000	FA(W)616	<b>E-9877</b>	5.75" Stud center to rod end	18QK29301	Drag link end socket - RH thread. Use w/tube stamped 39305.
		<b>E-9877</b>		18QK23A	Drag link end socket - RH thread.
		<b>E-9878</b>		18QK28A	Drag link end socket - LH thread.

# MACK

R600L, R600LS, R700L, R700LS, RWL700S, RWS700S, WL700L, W700LS, WS700L,

## WS700LS

### King Pin Kits

Axle Rating Lbs.	Axle Code/Year	Part Number/ Bushing Type	King Pin Size	Type	OEM Reference	Notes
10500	FA(W)536	<b>E-4467B</b> Bronze	7.470"	E	301SQ47CP1	Tapered pin.
12000	FA(W)537	<b>E-4467B</b> Bronze	7.470"	E	301SQ47CP1	Tapered pin.
	FF931	<b>E-4468B</b> Bronze <b>E-4694C</b> Composite	1.794" x 10.392"	B	KIT 195 KIT 1307	
18000	FL931	<b>E-4458B</b> Bronze	1.999" x 11.212"	B	KIT 198 KIT 1312	
		<b>E-4458C</b> Composite				

### Tie Rod Ends

Axle Rating Lbs.	Axle Code/Year	Part Number/ Location	Stud Center to Rod End	OEM Reference	Notes
10500	FA(W)536	<b>E-4611</b> Curbside	4.875"	10QH242P1	Coarse thread.
		<b>E-4610</b> Roadside		10QH243P2	
		<b>E-4640</b> Curbside		10QH243P1	
		<b>E-9878</b> Curbside	5.75"		Side zerk.
		<b>E-9877</b> Roadside			
		<b>E-4617</b> Curbside		10QH39P1	
12000	FA(W)537	<b>E-4616</b> Roadside		10QH310P1	
		<b>E-9878</b> Curbside	5.75"		Side zerk.
		<b>E-9877</b> Roadside			
		<b>E-4617</b> Curbside	10QH39P1		
	FF931	<b>E-4616</b> Roadside		10QH310P1	
		<b>E-4615</b> Curbside	5.44"	A3144E524	Greaseable type.
<b>E-4614</b> Roadside	A3144E525				
18000	FL931	<b>E-4629</b> Curbside	7.37"	A3144V437	
		<b>E-4628</b> Roadside		A3144U438	

### Drag Links

Axle Rating Lbs.	Axle Code/Year	Part Number	Stud Center to Stud Center	OEM Reference	Notes
All	All	<b>E-10114</b>	2.75" Stud center to rod end	37QC34A	Power steering cylinder end.
		<b>E-9881</b>	5.75" Stud center to rod end	18QK201	Pinch bolt socket used on drag links with tight clearance.
10500	FA(W)536	<b>E-9877</b>	5.75" Stud center to rod end	18QK29301	Drag link end socket - RH thread. Use w/tube stamped 39305.
		<b>E-9877</b>		18QK23A	Drag link end socket - RH thread.
		<b>E-9878</b>		18QK28A	Drag link end socket - LH thread.
12000	FA(W)537	<b>E-9877</b>	5.75" Stud center to rod end	18QK29301	Drag link end socket - RH thread. Use w/tube stamped 39305.
		<b>E-9877</b>		18QK23A	Drag link end socket - RH thread.
		<b>E-9878</b>		18QK28A	Drag link end socket - LH thread.
18000	FA616	<b>E-9877</b>	5.75" Stud center to rod end	18QK29301	Drag link end socket - RH thread. Use w/tube stamped 39305.
		<b>E-9877</b>		18QK23A	Drag link end socket - RH thread.
		<b>E-9878</b>		18QK28A	Drag link end socket - LH thread.

Axle Rating Lbs.	Axle Code/Year	Part Number/ Bushing Type	King Pin Size	Type	OEM Reference	Notes
10500	FA532, FA(W)536	<b>E-4467B</b> Bronze	7.470"	E	301SQ47CP1	Tapered pin.
12000	FA(W)537	<b>E-4467B</b> Bronze	7.470"	E	301SQ47CP1	Tapered pin.
18000	FA(W)616	<b>E-4599B</b> Bronze	8.750"	E	301SQ52	Tapered pin.

### Tie Rod Ends

Axle Rating Lbs.	Axle Code/Year	Part Number/ Location	Stud Center to Rod End	OEM Reference	Notes
10500	FA(W)536	E-4611 Curbside	4.875"	10QH242P1	Coarse thread.
		E-4610 Roadside		10QH243P2	
		E-4640 Curbside		10QH243P1	
		E-9878 Curbside	5.75"		Side zerk.
		E-9877 Roadside			
		E-4617 Curbside		10QH39P1	
12000	FA(W)537	E-4616 Roadside		10QH310P1	
		E-9878 Curbside	5.75"		Side zerk.
		E-9877 Roadside			
		E-4617 Curbside		10QH39P1	
E-4616 Roadside	10QH310P1				
18000	FA(W)616	E-9878 Curbside	5.75"		Side zerk.
		E-9877 Roadside			
		E-4617 Curbside		10QH39P1	
		E-4616 Roadside		10QH310P1	
		E-4629 Curbside	7.37"	10QH311P1	Use with tube 7QH253P3, 7QH253P4
		E-4628 Roadside		10QH312P1	
		E-9879 Curbside		10QH311P1	Use with tube 7QH253P3, 7QH253P4. Side zerk.
		E-9880 Roadside		10QH312P1	

### Drag Links

Axle Rating Lbs.	Axle Code/Year	Part Number	Stud Center to Stud Center	OEM Reference	Notes
All	All	<b>E-10114</b>	2.75" Stud center to rod end	37QC34A	Power steering cylinder end.
		<b>E-9881</b>	5.75" Stud center to rod end	18QK201	Pinch bolt socket used on drag links with tight clearance.
10500	FA(W)536	<b>E-9877</b>	5.75" Stud center to rod end	18QK29301	Drag link end socket - RH thread. Use w/tube stamped 39305.
		<b>E-9877</b>		18QK23A	Drag link end socket - RH thread.
		<b>E-9878</b>		18QK28A	Drag link end socket - LH thread.
12000	FA(W)537	<b>E-9877</b>	5.75" Stud center to rod end	18QK23A	Drag link end socket - RH thread.
		<b>E-9877</b>		18QK29301	Drag link end socket - RH thread. Use w/tube stamped 39305.
		<b>E-9878</b>		18QK28A	Drag link end socket - LH thread.
18000	FA(W)616	<b>E-9877</b>	5.75" Stud center to rod end	18QK23A	Drag link end socket - RH thread.
		<b>E-9877</b>		18QK29301	Drag link end socket - RH thread. Use w/tube stamped 39305.
		<b>E-9878</b>		18QK28A	Drag link end socket - LH thread.



# MACK

## RD600, R700

### King Pin Kits

Axle Rating Lbs.	Axle Code/Year	Part Number/ Bushing Type	King Pin Size	Type	OEM Reference	Notes
10500	FA532, FA(W)536	<b>E-4467B</b> Bronze	7.470"	E	301SQ47CP1	Tapered pin.
12000	FA(W)537	<b>E-4467B</b> Bronze	7.470"	E	301SQ47CP1	Tapered pin.
18000	FA(W)616	<b>E-4599B</b> Bronze	8.750"	E	301SQ52	Tapered pin.
20000	FA(W)617	<b>E-4599B</b> Bronze	8.750"	E	301SQ52	Tapered pin.

### Tie Rod Ends

Axle Rating Lbs.	Axle Code/Year	Part Number/ Location	Stud Center to Rod End	OEM Reference	Notes		
10500	FA(W)536	<b>E-4611</b> Curbside	4.875"	10QH242P1	Coarse thread.		
		<b>E-4610</b> Roadside		10QH243P2			
		<b>E-4640</b> Curbside		10QH243P1			
		<b>E-9878</b> Curbside	5.75"			Side zerk.	
		<b>E-9877</b> Roadside					
		<b>E-4617</b> Curbside					10QH39P1
		<b>E-4616</b> Roadside					10QH310P1
	FA532	<b>E-4607</b> Curbside	4.875"	10QH38			
12000	FA(W)537	<b>E-9878</b> Curbside	5.75"		Side zerk.		
		<b>E-9877</b> Roadside					
		<b>E-4617</b> Curbside				10QH39P1	
		<b>E-4616</b> Roadside				10QH310P1	
18000	FA(W)616	<b>E-9878</b> Curbside	5.75"		Side zerk.		
		<b>E-9877</b> Roadside					
		<b>E-4617</b> Curbside				10QH39P1	
		<b>E-4616</b> Roadside	10QH310P1	Use with tube 7QH2531P1, 7QH253P2. For units built before 2/20/84.			
		<b>E-4629</b> Curbside	7.37"	10QH311P1	10QH312P1	Use with tube 7QH253P3, 7QH253P4. For units built after 2/20/84.	
		<b>E-4628</b> Roadside					
		<b>E-9879</b> Curbside	10QH311P1	10QH312P1	Use with tube 7QH253P3, 7QH253P4. For units built after 2/20/84. Side zerk.		
		<b>E-9880</b> Roadside					
		20000	FA(W)617	<b>E-9878</b> Curbside	5.75"		Side zerk.
<b>E-9877</b> Roadside							
<b>E-4617</b> Curbside	10QH39P1			10QH310P1	Use with tube 7QH2531P1, 7QH253P2. For units built before 2/20/84.		
<b>E-4616</b> Roadside							
<b>E-4629</b> Curbside	7.37"			10QH311P1	10QH312P1	Use with tube 7QH253P3, 7QH253P4. For units built after 2/20/84.	
<b>E-4628</b> Roadside							
<b>E-9879</b> Curbside	10QH311P1			10QH312P1	Use with tube 7QH253P3, 7QH253P4. For units built after 2/20/84. Side zerk.		
<b>E-9880</b> Roadside							

Axle Rating Lbs.	Axle Code/Year	Part Number	Stud Center to Stud Center	OEM Reference	Notes
All	All	<b>E-10114</b>	2.75" Stud center to rod end	37QC34A	Power steering cylinder end.
		<b>E-9881</b>	5.75" Stud center to rod end	18QK201	Pinch bolt socket used on drag links with tight clearance.
10500	FA(W)536	<b>E-9877</b>	5.75" Stud center to rod end	18QK23A	Drag link end socket - RH thread.
		<b>E-9877</b>		18QK29301	Drag link end socket - RH thread. Use w/tube stamped 39305.
		<b>E-9878</b>		18QK28A	Drag link end socket - LH thread.
12000	FA(W)537	<b>E-9877</b>	5.75" Stud center to rod end	18QK29301	Drag link end socket - RH thread. Use w/tube stamped 39305.
		<b>E-9877</b>		18QK23A	Drag link end socket - RH thread.
		<b>E-9878</b>		18QK28A	Drag link end socket - LH thread.
		<b>E-9877</b>		18QK23A	Drag link end socket - RH thread.
18000	FA(W)616	<b>E-9877</b>	5.75" Stud center to rod end	18QK23A	Drag link end socket - RH thread.
		<b>E-9877</b>		18QK29301	Drag link end socket - RH thread. Use w/tube stamped 39305.
		<b>E-9878</b>		18QK28A	Drag link end socket - LH thread.

## U600, U68ST, F700, F786ST, R767ST

### King Pin Kits

Axle Rating Lbs.	Axle Code/Year	Part Number/ Bushing Type	King Pin Size	Type	OEM Reference	Notes
10500	FA532, FA(W)536	<b>E-4467B</b> Bronze	7.470"	E	301SQ47CP1	Tapered pin.
12000	FA(W)537	<b>E-4467B</b> Bronze	7.470"	E	301SQ47CP1	Tapered pin.

### Tie Rod Ends

Axle Rating Lbs.	Axle Code/Year	Part Number/ Location	Stud Center to Rod End	OEM Reference	Notes		
10500	FA(W)536	<b>E-4611</b> Curbside	4.875"	10QH242P1	Coarse thread.		
		<b>E-4610</b> Roadside		10QH243P2			
		<b>E-4640</b> Curbside		10QH243P1		Fine thread.	
		<b>E-9878</b> Curbside	5.75"			Side zerk.	
		<b>E-9877</b> Roadside					
		<b>E-4617</b> Curbside					10QH39P1
		<b>E-4616</b> Roadside					10QH310P1
12000	FA532	<b>E-4607</b> Curbside	4.875"	10QH38	Side zerk.		
	FA(W)537	<b>E-9878</b> Curbside	5.75"				
		<b>E-9877</b> Roadside					
		<b>E-4617</b> Curbside				10QH39P1	
		<b>E-4616</b> Roadside				10QH310P1	

### Drag Links

Axle Rating Lbs.	Axle Code/Year	Part Number	Stud Center to Stud Center	OEM Reference	Notes
All	All	<b>E-10114</b>	2.75" Stud center to rod end	37QC34A	Power steering cylinder end.
		<b>E-9881</b>	5.75" Stud center to rod end	18QK201	Pinch bolt socket used on drag links with tight clearance.
10500	FA(W)536	<b>E-9877</b>	5.75" Stud center to rod end	18QK23A	Drag link end socket - RH thread.
		<b>E-9877</b>		18QK29301	Drag link end socket - RH thread. Use w/tube stamped 39305.
		<b>E-9878</b>		18QK28A	Drag link end socket - LH thread.
12000	FA(W)537	<b>E-9877</b>	5.75" Stud center to rod end	18QK29301	Drag link end socket - RH thread. Use w/tube stamped 39305.
		<b>E-9877</b>		18QK23A	Drag link end socket - RH thread.
		<b>E-9878</b>		18QK28A	Drag link end socket - LH thread.
		<b>E-9878</b>		18QK28A	Drag link end socket - LH thread.

<b>Model</b>	<b>Page</b>	<b>Model</b>	<b>Page</b>
16612, 16613, 16616 .....	142	FF-931, FF-932, FF-933, FF-934, FF-941, FF-942, FF-943, FF-944 .....	145
16930, 16931 .....	142	FF-931A, FF-941A - Aluminum Axles .....	145
17100, 17101, 17111 .....	142	FF-971 .....	145
27460-A, 27465-A .....	142	FF-981, FF-982, FF-986 .....	146
FC-901, FC-902, FC-903 .....	142	FG-900, FG-903 .....	146
FC-921 .....	143	FG-931, FG-933, FG-941, FG943 .....	146
FC-931 .....	143	FG-943 .....	146
FD-900 .....	143	FH-901 .....	146
FD-901, FD-902, FD-203 .....	143	FL-901 .....	147
FD-931, FD-933 .....	143	FL-931, FL-933 .....	147
FD-961, FF-961 .....	143	FL-941, FL-943 .....	147
FDS1805FWD, FDS1807FWD .....	144	FL-951 .....	147
FE-900, FE-903, FE-910 .....	144	FU-910 .....	148
FE-970 .....	144	MFS .....	148
FF-901, FF-903 .....	144	Meritor Easy Steer™ Front Axle Specifications .....	141
FF-921, FF-923 .....	145	Meritor Model Nomenclature .....	139
FF-930 .....	145		

# MERITOR NON-DRIVING FRONT AXLE

## ORIGINAL MODEL NOMENCLATURE

### Brake Type

- H = Hydraulic Brake
- L = Q Plus™ Cam Brake
- N = None
- P = Cam-Master® “P” Series Cam Brake
- Q = Cam-Master® “Q” Series Cam Brake
- T = Cam-Master® “T” Series Cam Brake
- W = Cam-Master® “W” Series Cam Brake
- RDA = Stopmaster® Wedge Brakes (Dual Air Chambers)
- RDH = Stopmaster® Wedge Brakes (Dual Hydraulic Cylinders)
- RSA = Stopmaster® Wedge Brakes (Single Air Chamber)
- RSH = Stopmaster® Wedge Brakes (Single Hydraulic Cylinder)
- R, U = Cast Plus™ Cam Brakes

### Basic Capacity

- C = 7,000-8,000 lbs. (3175-3629 kg)
- D = 10,000 lbs. (4536 kkg)
- F = 12,000-13,200 lbs. (5443-5987 kg)
- G = 14,600 lbs. (6623 kg)
- L = 16,000-20,000 lbs. (7258-9072 kg)



- ### Major Variation
- 0 = Pre-FMVSS-121 Design
  - 1 = Straight Sealed Knuckle Pin and New Rod Assembly
  - 2 = Sealed Knuckle Pin construction
  - 3 = Larger Axle Beam and Knuckles
  - 4 = Easy Steer Design
  - 5 = Tubular Axle Beam
  - 6 = Lightweight Axle Beam
  - 7 = King Pin Center-Point Design (manual return)
  - 8 = East Steer Plus™ Unitized Axle Design

### Number Design Variation

- 0 = Tapered King Pin
- 1 = Straight King Pin
- 2 = Special Tie Rods
- 3 = 5" Drop from Center of Spindle to Pad
- 4 = 5" Drop from Center of Spindle to Pad and Special Tie Rods
- 5 = Special Wheel Ends
- 6 = Double Drop Beam - 12,000 lbs. GAW
- 7 = Double Drop Beam - 13,200 lbs. GAW

# MERITOR NON-DRIVING FRONT AXLE

## CURRENT MODEL NOMENCLATURE

APPLICATION GUIDE (G-M)

**M = Meritor**

**KPI**

**Manufacturing Location**

**S = Non-Drive  
Steer Axle**

**Axle Spec  
Number**

- 0 = Non-Std
- 1 = 68.0" (1727.2 mm)
- 2 = 69.0" (1752.6 mm)
- 3 = 71.0" (1803.4 mm)
- 4 = 71.5" (1816.1 mm)
- 5 = 72.0" (1828.8 mm)
- 6 = 65.25" (1657.4 mm)
- 7 = 60.0" (1524.0 mm)
- 8 = 67.5" (1714.5 mm)
- 9 = 68.5" (1739.9 mm)

- N = North America
- S = South America
- E = Europe
- A = Australia/Asia

**M F S XX 0 0 0 X N X XXX**

**F = Front**

**GAWR  
Pounds  
or Tonnes**

**Drop**

- 0 = Non-Std
- 1 = 3.30" (83.8 mm)
- 2 = 3.50" (88.9 mm)
- 3 = 3.74" (95.0 mm)
- 4 = 5.00" (127.0 mm)
- 5 = 2.50" (63.5 mm)

**Brake Type**  
Same as Current

**Major Design Variation**

- A = Conventional Knuckle
- B = Integral Tie Rod Arm
- C = Integral Tie Rod Arm & Torque Plate
- D = Integral Tie Rod Arm, Spider and Unitized Hub

**Beam, King Pin, Bushing Variation**

- 1 = Straight King Pin - Easy Steer Bushing
- 2 = Tapered King Pin - Needle Bearings
- 3 = Alloy Beam Material (India)
- 4 = Straight King Pin - Bronze Bushing

# Meritor Easy Steer™ Non-Drive Front Axle Specifications

Axle Model Part Numbers	Rating Lbs.	Wheel End Options	KPI Inches	Drop Inches	Nominal Track Inches	Weight Lbs. *
MFS-6-151A-N	6,000	D	72	3.30	84	268
MFS-7-113C-N	7,000	D	68	3.74	80	289
MFS-7-153C-N	7,000	D	72	3.74	84	308
MFS-7-163C-N	7,000	D	65.25	3.74	77.25	275
MFS-8-113B-N	8,000	B	68	3.74	78.05	270
MFS-8-153B-N	8,000	B	72	3.74	82.05	289
MFS-8-163B-N	8,000	B	65.25	3.74	75.3	266
FC-941	8,000	A	68	3.60	78.05	280
FC-965	8,000	A	69	3.50	78.99	330
FD-965	10,000	A	69	3.50	78.99	330
MFS-10-143A-N	10,000	A	71.5	3.74	82	330
MFS-10-143D-N	10,000	C	71.5	3.74	80.4	523*
MFS-10-144A-N	10,000	A	71.5	5.00	82	368
MFS-10-144D-N	10,000	C	71.5	5.00	82	561*
MFS-12-143A-N	12,000	A	71.5	3.74	82	330
MFS-12-143D-N	12,000	C	71.5	3.74	80.4	523*
MFS-12-144A-N	12,000	A	71.5	5.00	82	368
MFS-12-144D-N	12,000	C	71.5	5.00	82	561*
FF-941	12,000	A	69	3.50	78.99	355
FF-943	12,000	A	69	5.00	78.99	363
FF-961	12,000	A	69	3.50	78.99	330
FF-966	12,000	A	69	3.5/2	78.96	342
FF-981	12,000	C	69	3.50	79.55	523*
FF-983	12,000	C	69	5.00	79.55	538*
FF-986	12,000	C	69	3.5/2	79.55	535*
FF-982	13,200	C	69	3.50	79.55	538*
FF-984	13,200	C	69	5.00	79.55	560*
FF-987	13,200	C	69	3.5/2	79.55	540*
FF-967	13,200	A	69	3.5/2	79.54	347
FF-942	13,200	A	69	3.50	78.99	363
FF-944	13,200	A	69	5.00	78.99	385
MFS-13-143A-N	13,200	A	71.5	3.74	81	388
MFS-13-144A-N	13,200	A	71.5	5.00	81	368
MFS-13-144D-N	13,200	C	71.5	5.00	81	561*
FG-941	14,600	A	69	3.50	78.32	370
FG-943	14,600	A	69	5.00	78.32	380
MFS-14-143A-N	14,700	A	71.5	3.74	81	388
MFS-14-144A-N	14,700	A	71.5	5.00	81	368
MFS-16-143A-N	16,000	A	71.5	3.74	84.75	425
MFS-16-122A-N	16,000	A	69	3.50	82.25	456
FL-941	16,000	A	68.5	3.50	81.74	470
FL-943	16,000	A	68.83	5.00	81.74	480
FL-941	18,000	A	68.5	3.50	81.74	470
MFS-18-133A-N	18,000	A	71	3.74	84.25	460
FL-943	18,000	A	68.83	5.00	81.74	480
FL-941	20,000	A	68.5	3.50	81.74	470
FL-943	20,000	A	68.83	5.00	81.74	480
MFS-20-133A-N	20,000	A	71	3.74	84.25	460

Wheel End Options:  
 A - Conventional Hub with Standard Knuckle  
 B - Conventional Hub with Integral Tie Rod Knuckle  
 C - Unitized Wheel End with Integral Tie Rod and Spider Knuckle  
 D - Conventional Hub with Integral Tie Rod and Torque Plate

\* Weights shown for axles with unitized wheel ends include: standard track axles with one steering arm and both hubs (includes bearings and seals) but no brakes.

# MERITOR

## 16612, 16613, 16616

### King Pin Kits

Axle Rating Lbs.	Axle Code/Year	Part Number/ Bushing Type	King Pin Size	Type	OEM Reference	Notes
12000		<b>E-4434B</b> Bronze	9.750"	D	KIT 144	Tapered pin. Contains cotter pins and nuts.
		<b>E-4434N</b> Bronze, Nylon			KIT 123	Tapered pin.

## 16930, 16931

### Tie Rod Ends

Axle Rating Lbs.	Axle Code/Year	Part Number/ Location	Stud Center to Rod End	OEM Reference	Notes
12000		<b>E-4615</b> Curbside	5.44"	A3144D524	Greaseable type.
		<b>E-4614</b> Roadside		A3144E525	
		<b>E-4617</b> Curbside	5.75"	A3144J296	
		<b>E-4616</b> Roadside		A3144K297	

## 17100, 17101, 17111

### King Pin Kits

Axle Rating Lbs.	Axle Code/Year	Part Number/ Bushing Type	King Pin Size	Type	OEM Reference	Notes
14600		<b>E-4695C</b> Composite	1.794" x 10.392"	B	KIT 1309	
		<b>E-6868B</b> Bronze			KIT 1310	

### Tie Rod Ends

Axle Rating Lbs.	Axle Code/Year	Part Number/ Location	Stud Center to Rod End	OEM Reference	Notes
14600		<b>E-4617</b> Curbside	5.75"	A3144J296	Greaseable type.
		<b>E-4616</b> Roadside		A3144K297	

## 27460-A, 27465-A

### Tie Rod Ends

Axle Rating Lbs.	Axle Code/Year	Part Number/ Location	Stud Center to Rod End	OEM Reference	Notes
		<b>E-4611</b> Curbside	4.875"	A3144R226	
		<b>E-4610</b> Roadside		A3144Q225	

## FC-901, FC-902, FC-903

### King Pin Kits

Axle Rating Lbs.	Axle Code/Year	Part Number/ Bushing Type	King Pin Size	Type	OEM Reference	Notes
7000		<b>E-4438B</b> Bronze	1.234" x 7.438"	B	KIT 143	
		<b>E-4438N</b> Nylon			KIT 155	

### Tie Rod Ends

Axle Rating Lbs.	Axle Code/Year	Part Number/ Location	Stud Center to Rod End	OEM Reference	Notes
7000		<b>E-4603</b> Curbside	3.875"	A3144V386	
		<b>E-4602</b> Roadside		A3144U385	

Axle Rating Lbs.	Axle Code/Year	Part Number/ Location	Stud Center to Rod End	OEM Reference	Notes
7000		<b>E-4603</b> Curbside	3.875"	A3144V386	
		<b>E-4602</b> Roadside		A3144U385	

## FC-931

### Tie Rod Ends

Axle Rating Lbs.	Axle Code/Year	Part Number/ Location	Stud Center to Rod End	OEM Reference	Notes
7000		<b>E-4611</b> Curbside	4.875"	A2-3144J192	
		<b>E-4610</b> Roadside		A2-3144K193	

## FD-900

### King Pin Kits

Axle Rating Lbs.	Axle Code/Year	Part Number/ Bushing Type	King Pin Size	Type	OEM Reference	Notes
9000		<b>E-4435B</b> Bronze	8.750"	D	KIT 141	Tapered pin.

## FD-901, FD-902, FD-203

### King Pin Kits

Axle Rating Lbs.	Axle Code/Year	Part Number/ Bushing Type	King Pin Size	Type	OEM Reference	Notes
9000		<b>E-4441B</b> Bronze	1.434" x 8.500"	B	KIT 142	

### Tie Rod Ends

Axle Rating Lbs.	Axle Code/Year	Part Number/ Location	Stud Center to Rod End	OEM Reference	Notes
9000		<b>E-4611</b> Curbside	4.875"	A3144R226	
		<b>E-4610</b> Roadside		A3144Q225	

## FD-931, FD-933

### Tie Rod Ends

Axle Rating Lbs.	Axle Code/Year	Part Number/ Location	Stud Center to Rod End	OEM Reference	Notes
9000		<b>E-4615</b> Curbside	5.44"	A3144D524	Greaseable type.
		<b>E-4614</b> Roadside		A3144E525	

## FD-961, FF-961

### King Pin Kits

Axle Rating Lbs.	Axle Code/Year	Part Number/ Bushing Type	King Pin Size	Type	OEM Reference	Notes
10000, 12000		<b>E-6199B</b> Bronze	1.794" x 10.392"	B	R201315	3.68" and 3.25" Draw Key.
		<b>E-6199C</b> Composite				

### Tie Rod Ends

Axle Rating Lbs.	Axle Code/Year	Part Number/ Location	Stud Center to Rod End	OEM Reference	Notes
10000, 12000		<b>E-4615</b> Curbside	5.44"	A3144D524	Greaseable type.
		<b>E-4614</b> Roadside		A3144E525	



# MERITOR

## FDS1805FWD, FDS1807FWD

### Tie Rod Ends

Axle Rating Lbs.	Axle Code/Year	Part Number/ Location	Stud Center to Rod End	OEM Reference	Notes
18000		<b>E-4642</b> Curbside	5.75"	R230077	After 2/2/83. 1.25"-16 RH thread.
		<b>E-6858</b> Roadside		R230095	After 2/2/83. 1.25"-18 RH thread.
		<b>E-4619</b> Roadside		R230066	Before 2/2/83. 1.25"-12 RH thread.

## FE-900, FE-903, FE-910

### King Pin Kits

Axle Rating Lbs.	Axle Code/Year	Part Number/ Bushing Type	King Pin Size	Type	OEM Reference	Notes
11000		<b>E-4434B</b> Bronze	9.750"	D	KIT 144	Tapered pin.
		<b>E-4434N</b> Bronze, Nylon			KIT 123	

### Tie Rod Ends

Axle Rating Lbs.	Axle Code/Year	Part Number/ Location	Stud Center to Rod End	OEM Reference	Notes
11000		<b>E-4611</b> Curbside	4.875"	A3144R226	
		<b>E-4610</b> Roadside		A3144Q225	
		<b>E-4617</b> Curbside	5.75"	A3144J296	
		<b>E-4616</b> Roadside		A3144K297	

## FE-970

### King Pin Kits

Axle Rating Lbs.	Axle Code/Year	Part Number/ Bushing Type	King Pin Size	Type	OEM Reference	Notes
11000		<b>E-4449B</b> Bronze	1.607" x 8.740"	B	KIT 157	Center point steering. Contains dust cap and screws.

### Tie Rod Ends

Axle Rating Lbs.	Axle Code/Year	Part Number/ Location	Stud Center to Rod End	OEM Reference	Notes
11000		<b>E-4611</b> Curbside	4.875"	A2-3144J192	
		<b>E-4610</b> Roadside		A2-3144K193	
		<b>E-6848</b> Curbside	10.50"	A3144N534	Will retrofit older axles.
		<b>E-6847</b> Roadside		A3144M533	

## FF-901, FF-903

### King Pin Kits

Axle Rating Lbs.	Axle Code/Year	Part Number/ Bushing Type	King Pin Size	Type	OEM Reference	Notes
12000		<b>E-4442B</b> Bronze	1.794" x 9.120"	B	KIT 172	

### Tie Rod Ends

Axle Rating Lbs.	Axle Code/Year	Part Number/ Location	Stud Center to Rod End	OEM Reference	Notes
12000		<b>E-4611</b> Curbside	4.875"	A3144R226	
		<b>E-4610</b> Roadside		A3144Q225	
		<b>E-4618</b> Curbside	5.75"	A3144D238	Lube fitting, bottom.
		<b>E-4619</b> Roadside		A3144C237	
		<b>E-4617</b> Curbside	5.75"	A3144J296	Lube fitting, side.
		<b>E-4616</b> Roadside		A3144K297	

# MERITOR

## FF-921, FF-923

### King Pin Kits

Axle Rating Lbs.	Axle Code/Year	Part Number/ Bushing Type	King Pin Size	Type	OEM Reference	Notes
12000		<b>E-4450B</b> Bronze	1.794" x 10.410"	B	KIT 193	

### Tie Rod Ends

Axle Rating Lbs.	Axle Code/Year	Part Number/ Location	Stud Center to Rod End	OEM Reference	Notes
12000		<b>E-4615</b> Curbside	5.44"	A3144D524	Greaseable type.
		<b>E-4614</b> Roadside		A3144E525	

## FF-930

### Tie Rod Ends

Axle Rating Lbs.	Axle Code/Year	Part Number/ Location	Stud Center to Rod End	OEM Reference	Notes
12000		<b>E-4615</b> Curbside	5.44"	A3144D524	Greaseable type.
		<b>E-4614</b> Roadside		A3144E525	
		<b>E-4617</b> Curbside	5.75"	A3144J296	
		<b>E-4616</b> Roadside		A3144K297	

## FF-931, FF-932, FF-933, FF-934, FF-941, FF-942, FF-943, FF-944, FF-961, FF-962, FF-966, FF-967

### King Pin Kits

Axle Rating Lbs.	Axle Code/Year	Part Number/ Bushing Type	King Pin Size	Type	OEM Reference	Notes
12000		<b>E-4468B</b> Bronze	1.794" x 10.392"	B	R200195	
		<b>E-4694C</b> Composite			R201307	3.88" and 2.81" Draw Key.
		<b>E-6199B</b> Bronze				
		<b>E-6199C</b> Composite			R201315	3.68" and 3.25" Draw Key.

### Tie Rod Ends

Axle Rating Lbs.	Axle Code/Year	Part Number/ Location	Stud Center to Rod End	OEM Reference	Notes
12000		<b>E-4615</b> Curbside	5.44"	A3144D524	Greaseable type.
		<b>E-4614</b> Roadside		A3144E525	

## FF-931A, FF-941A - Aluminum Axles

### Tie Rod Ends

Axle Rating Lbs.	Axle Code/Year	Part Number/ Location	Stud Center to Rod End	OEM Reference	Notes
12000		<b>E-4615</b> Curbside	5.44"	A3144D524	Greaseable type.
		<b>E-4614</b> Roadside		A3144E525	

## FF-971

### King Pin Kits

Axle Rating Lbs.	Axle Code/Year	Part Number/ Bushing Type	King Pin Size	Type	OEM Reference	Notes
12000		<b>E-4595B</b> Bronze	1.607" x 9.375"	B	KIT 1300	Center point steering.

### Tie Rod Ends

Axle Rating Lbs.	Axle Code/Year	Part Number/ Location	Stud Center to Rod End	OEM Reference	Notes
12000		<b>E-6848</b> Curbside	10.50"	A3144N534	Will retrofit older axles.
		<b>E-6847</b> Roadside		A3144M533	

# MERITOR

## FF-981, FF-982, FF-986

### Tie Rod Ends

Axle Rating Lbs.	Axle Code/Year	Part Number/ Location	Stud Center to Rod End	OEM Reference	Notes
12000		<b>E-4615</b> Curbside	5.44"	A3144E525	
		<b>E-4614</b> Roadside		A3144D524	

## FG-900, FG-903

### Tie Rod Ends

Axle Rating Lbs.	Axle Code/Year	Part Number/ Location	Stud Center to Rod End	OEM Reference	Notes
14600		<b>E-4611</b> Curbside	4.875"	A3144R226	
		<b>E-4610</b> Roadside		A3144Q225	

## FG-931, FG-933, FG-941, FG943

### King Pin Kits

Axle Rating Lbs.	Axle Code/Year	Part Number/ Bushing Type	King Pin Size	Type	OEM Reference	Notes
14600		<b>E-4695C</b> Composite	1.794" x 10.392"	B	KIT 1309	
		<b>E-6868B</b> Bronze			KIT 1310	

### Tie Rod Ends

Axle Rating Lbs.	Axle Code/Year	Part Number/ Location	Stud Center to Rod End	OEM Reference	Notes
14600		<b>E-4615</b> Curbside	5.44"	A3144D524	Greaseable type.
		<b>E-4614</b> Roadside		A3144E525	

## FG-943

### King Pin Kits

Axle Rating Lbs.	Axle Code/Year	Part Number/ Bushing Type	King Pin Size	Type	OEM Reference	Notes
14600		<b>E-4695C</b> Composite	1.794" x 10.392"	B	KIT 1309	
		<b>E-6868B</b> Bronze			KIT 1310	

### Tie Rod Ends

Axle Rating Lbs.	Axle Code/Year	Part Number/ Location	Stud Center to Rod End	OEM Reference	Notes
14600		<b>E-4615</b> Curbside	5.44"	A3144D524	Greaseable type.
		<b>E-4614</b> Roadside		A3144E525	

## FH-901

### King Pin Kits

Axle Rating Lbs.	Axle Code/Year	Part Number/ Bushing Type	King Pin Size	Type	OEM Reference	Notes
16000		<b>E-4454B</b> Bronze	1.999" x 11.040"	B	KIT 170	
		<b>E-4454N</b> Nylon			KIT 168	

### Tie Rod Ends

Axle Rating Lbs.	Axle Code/Year	Part Number/ Location	Stud Center to Rod End	OEM Reference	Notes
16000		<b>E-4617</b> Curbside	5.75"	A3144J296	Greaseable type.
		<b>E-4616</b> Roadside		A3144K297	

Axle Rating Lbs.	Axle Code/Year	Part Number/ Bushing Type	King Pin Size	Type	OEM Reference	Notes
18000		<b>E-4454B</b> Bronze	1.999" x 11.040"	B	KIT 170	
		<b>E-4454N</b> Nylon				

### Tie Rod Ends

Axle Rating Lbs.	Axle Code/Year	Part Number/ Location	Stud Center to Rod End	OEM Reference	Notes
18000		<b>E-4617</b> Curbside	5.75"	A3144J296	Greaseable type.
		<b>E-4616</b> Roadside			

## FL-931, FL-933

### King Pin Kits

Axle Rating Lbs.	Axle Code/Year	Part Number/ Bushing Type	King Pin Size	Type	OEM Reference	Notes
16000, 18000, 20000		<b>E-4458B</b> Bronze	1.999" x 11.212"	B	KIT 198	
		<b>E-4458C</b> Composite				

### Tie Rod Ends

Axle Rating Lbs.	Axle Code/Year	Part Number/ Location	Stud Center to Rod End	OEM Reference	Notes
16000, 18000, 20000		<b>E-4617</b> Curbside	5.75"	A3144J296	
		<b>E-4616</b> Roadside		A3144K297	
		<b>E-4629</b> Curbside	7.37"	A3144F448	
		<b>E-4628</b> Roadside		A3144G449	
		<b>E-6856</b> Curbside	12.688"	A3144D550	
		<b>E-6857</b> Roadside		A3144C549	

## FL-941, FL-943

### King Pin Kits

Axle Rating Lbs.	Axle Code/Year	Part Number/ Bushing Type	King Pin Size	Type	OEM Reference	Notes
16000, 18000, 20000		<b>E-4458B</b> Bronze	1.999" x 11.212"	B	KIT 198	
		<b>E-4458C</b> Composite				

### Tie Rod Ends

Axle Rating Lbs.	Axle Code/Year	Part Number/ Location	Stud Center to Rod End	OEM Reference	Notes
16000, 18000, 20000		<b>E-4617</b> Curbside	5.75"	A3144J296	
		<b>E-4616</b> Roadside		A3144K297	
		<b>E-4629</b> Curbside	7.37"	A3144F448	
		<b>E-4628</b> Roadside		A3144G449	
		<b>E-6856</b> Curbside	12.688"	A3144D550	
		<b>E-6857</b> Roadside		A3144C549	

## FL-951

### King Pin Kits

Axle Rating Lbs.	Axle Code/Year	Part Number/ Bushing Type	King Pin Size	Type	OEM Reference	Notes
22000		<b>E-4458B</b> Bronze	1.999" x 11.212"	B	KIT 198	
		<b>E-4458C</b> Composite				

# MERITOR

## FL-951 (Continued)

### Tie Rod Ends

Axle Rating Lbs.	Axle Code/Year	Part Number/ Location	Stud Center to Rod End	OEM Reference	Notes
22000		<b>E-4629</b> Curbside	7.37"	A3144F448	
		<b>E-4628</b> Roadside		A3144G449	

## FU-910

### Tie Rod Ends

Axle Rating Lbs.	Axle Code/Year	Part Number/ Location	Stud Center to Rod End	OEM Reference	Notes
28000		<b>E-4611</b> Curbside	4.875"	A3144R226	
		<b>E-4610</b> Roadside		A3144Q225	

## MFS

### King Pin Kits

Axle Rating Lbs.	Axle Code/Year	Part Number/ Bushing Type	King Pin Size	Type	OEM Reference	Notes
6000	MFS06	<b>E-11815C</b> Composite	1.234" x 6.781"	A	R201478	
7000	MFS07	<b>E-11816C</b> Composite	1.498" x 7.153"	B	R201479	
8000	MFS08	<b>E-11812C</b> Composite	1.499" x 7.511"	B	R201474	
10000	MFS10	<b>E-6199C</b> Composite	1.794" x 10.392"	B	R201315	
12000	MFS12	<b>E-11808C</b> Composite	1.794" x 8.844"	B	R201419	
		<b>E-6199C</b> Composite	1.794" x 10.392"		R201315	Uses 1 drawkey 3.68" long and 1 drawkey 3.25" long.-
		<b>E-11811C</b> Composite		R201473	Uses 1 drawkey 3.88" long and 1 drawkey 3.25" long.	
13000	MFS13	<b>E-11808C</b> Composite	1.794" x 8.844"	B	R201419	
		<b>E-11810C</b> Composite	1.794" x 10.392"		R201471	
14000	MFS14	<b>E-11810C</b> Composite	1.794" x 10.392"	B	R201471	
16000	MFS16	<b>E-11814C</b> Composite	1.999" x 11.212"	B	R201476	
18000	MFS18	<b>E-11813C</b> Composite	1.999" x 11.212"	B	R201475	Uses 1 drawkey 3.88" long and 1 drawkey 3.25" long.
		<b>E-11814C</b> Composite			R201476	Uses 1 drawkey 4.69" long and 1 drawkey 3.25" long.
20000	MFS20	<b>E-11814C</b> Composite	1.999" x 11.212"	B	R201476	

# MERITOR

## MFS (Continued)

Tie Rod Ends

Axle Rating Lbs.	Axle Code/Year	Part Number/ Location	Stud Center to Rod End	OEM Reference	Notes
8000	MFS08	<b>E-4615</b> Curbside	5.44"	A3144D524	
		<b>E-4614</b> Roadside		A3144E525	
10000	MFS10	<b>E-4615</b> Curbside	5.44"	A3144D524	
		<b>E-4614</b> Roadside		A3144E525	
12000	MFS12	<b>E-4615</b> Curbside	5.44"	A3144D524	
		<b>E-4614</b> Roadside		A3144E525	
13000	MFS13	<b>E-4615</b> Curbside	5.44"	A3144D524	
		<b>E-4614</b> Roadside		A3144E525	
14000	MFS14	<b>E-4615</b> Curbside	5.44"	A3144D524	
		<b>E-4614</b> Roadside		A3144E525	
		<b>E-4629</b> Curbside	7.37"	A3144F448	
		<b>E-4628</b> Roadside		A3144G449	
16000	MFS16	<b>E-4615</b> Curbside	5.44"	A3144D524	
		<b>E-4614</b> Roadside		A3144E525	
		<b>E-4629</b> Curbside	7.37"	A3144F448	
		<b>E-4628</b> Roadside		A3144G449	
		<b>E-6856</b> Curbside	12.688"	A3144D550	
		<b>E-6857</b> Roadside		A3144C549	
18000	MFS18	<b>E-4615</b> Curbside	5.44"	A3144D524	
		<b>E-4614</b> Roadside		A3144E525	
		<b>E-4629</b> Curbside	7.37"	A3144F448	
		<b>E-4628</b> Roadside		A3144G449	
		<b>E-6856</b> Curbside	12.688"	A3144D550	
		<b>E-6857</b> Roadside		A3144C549	
20000	MFS20	<b>E-4615</b> Curbside	5.44"	A3144D524	
		<b>E-4614</b> Roadside		A3144E525	
		<b>E-4629</b> Curbside	7.37"	A3144F448	
		<b>E-4628</b> Roadside		A3144G449	
		<b>E-6856</b> Curbside	12.688"	A3144D550	
		<b>E-6857</b> Roadside		A3144C549	

APPLICATION GUIDE (G-M)


Model	Page	Model	Page
1300A, 1300B, 1300C 4WD.....	151	2110A.....	168
1300D 4WD.....	151	Loadstar and School Bus Models 1600, CO1600, F1600, 1700, CO1700, F1700, 1750, CO1750, 1800, CO1800, F1800, 1850, CO1850, F1850, 1890.....	170
1310 4WD.....	151	M1400, 1452, 1652, M1600.....	171
3700, 3800, 3900.....	151	Paystar Models 5010, F5010, 5050, F5050, F5050SF, F5050SF-LW, 5070, F5070, F5070SF, F5070SF-LW, CO5370, COF5370.....	172
4600, 4700, 4800, 4900.....	152	S-Series Heavy Duty Models 2275, F2275, 2276, F2276, 2375, F2375, 2524, F2524, 2554, F2554, 2574, F2574, 2575, F2575, 2624, F2624, 2654, F2654, 2674, F2674, 2675, F2675.....	174
7100.....	153	S-Series Heavy Duty Models 2554, 2574, 2654, 2674 (Built 1989 and Later).....	176
8100, 8200, 8300 (Built 1989 and Later).....	154	S-Series Medium Duty Models 1624, 1654, 1658, 1723, 1724, 1753, 1754, 1758, 1823, 1824, 1853, 1854, 1858, 1924, F1924, 1925, 1954, F1954, 1955, 1958, 2125, F2125, 2155.....	178
9200.....	155	Transtar 4070B, CO4070B, F4070B, COF4070B, 4170, F4170.....	181
9300, 9400.....	156	Transtar CO4070A, COF4070A.....	182
9600, 9700.....	158	Transtar Models 4200, F4200, 4300, F4300.....	183
Additional Navistar Axles.....	160		
C1200 4WD.....	163		
CO/COF9670, Eagle.....	163		
CO4000, COF4000, COT4000.....	164		
COF5870.....	165		
Cargostar Models CO1610, CO1630, CO1710, CO1730, CO1750, CO1810, COF1810, CO1830, CO1850, CO1910, COF1910, CO1950, COF1950..	166		
D400, DC400, DCF400, DCF400M, DF400, D405, DC405, DCF405, DCT405, DF405, DT405.....	167		
Fleetstar Models 1900, F1900, T1900, F1900A, 1910A, 1950, F1950, T1950, 2000, F2000, T2000, 2010A, F2010A, 2050A, F2050A, 2070A, F2070A,			




"S" SERIES SCHOOL BUS




TILT CAB-CARGOSTAR




"S" SERIES (2100-2600)




FLEETSTAR



TRANSTAR CONVENTIONAL (4200, 4300)



TRANSTAR COE (4700)



PAYSTAR (5000)

# NAVISTAR

## 1300A, 1300B, 1300C 4WD

### Tie Rod Ends

Axle Rating Lbs.	Axle Code/Year	Part Number/ Location	Stud Center to Rod End	OEM Reference	Notes
1965-68		<b>E-4636</b> Roadside	3.875"	219403R91	w/FA52 axle.

## 1300D 4WD

### Tie Rod Ends

Axle Rating Lbs.	Axle Code/Year	Part Number/ Location	Stud Center to Rod End	OEM Reference	Notes
1967-69		<b>E-4636</b> Roadside	3.875"	219403R91	w/FA52 axle.

## 1310 4WD

### Tie Rod Ends

Axle Rating Lbs.	Axle Code/Year	Part Number/ Location	Stud Center to Rod End	OEM Reference	Notes
1972-73		<b>E-4636</b> Roadside	3.875"	219403R91	w/FA52 axle.

## 3700, 3800, 3900

### King Pin Kits

Axle Rating Lbs.	Axle Code/Year	Part Number/ Bushing Type	King Pin Size	Type	OEM Reference	Notes
6000	I60S (02ADA), I80S (02ADB)	<b>E-6198B</b> Bronze	1.359" x 7.970"	B	1660271C92	
8000	I60S (02ADA), I80S (02ADB)	<b>E-6198B</b> Bronze	1.359" x 7.970"	B	1660271C92	
10000, 12000	I100S, I120S	<b>E-9941B</b> Bronze	1.921" x 9.87"	B	1668411C91	
10000	I140S	<b>E-9942B</b> Bronze	2.046" x 10.120"	B	1668412C91	
16000	FA231 (02231)	<b>E-4458B</b> Bronze <b>E-4458C</b> Composite	1.999" x 11.212"	B	474520C91 597258C91	Meritor axle FL941.

### Tie Rod Ends

Axle Rating Lbs.	Axle Code/Year	Part Number/ Location	Stud Center to Rod End	OEM Reference	Notes
10000	I100S (02ADC)	<b>E-4615</b> Curbside	5.44"	507838C91	w/126"-225" WB.
		<b>E-4614</b> Roadside		507837C91	
		<b>E-4631</b> Curbside	9.188"	1649638C91	w/226"-280" WB.
		<b>E-4630</b> Roadside		1649637C91	
12000	FA082 (02EY8)	<b>E-4611</b> Curbside	4.875"	110363R92	Fabco SDA12.
		<b>E-4610</b> Roadside		110362R92	
	FA083 (02083)	<b>E-4611</b> Curbside		110363R92	
		<b>E-4610</b> Roadside		110362R92	
	I120S (02ADD)	<b>E-4615</b> Curbside	5.44"	507838C91	w/126"-225" WB.
		<b>E-4614</b> Roadside		507837C91	
		<b>E-4631</b> Curbside	9.188"	1649638C91	w/226"-280" WB.
		<b>E-4630</b> Roadside		1649637C91	
16000	FA231 (02231)	<b>E-9879</b> Curbside	7.37"	590583C91	FL941 w/disc wheels.
		<b>E-9880</b> Roadside		590584C91	

### Drag Links

Axle Rating Lbs.	Axle Code/Year	Part Number	Stud Center to Stud Center	OEM Reference	Notes
		<b>E-9911</b>	17.68"	1661437C91	



# NAVISTAR

## 4600, 4700, 4800, 4900

### King Pin Kits

Axle Rating Lbs.	Axle Code/Year	Part Number/ Bushing Type	King Pin Size	Type	OEM Reference	Notes
6000	I60S (02ADA), I80S (02ADB)	<b>E-6198B</b> Bronze	1.359" x 7.970"	B	1660271C92	
8000	I60S (02ADA), I80S (02ADB)	<b>E-6198B</b> Bronze	1.359" x 7.970"	B	1660271C92	
10000	I100S (02ADC)	<b>E-9941B</b> Bronze	1.921" x 9.87"	B	1668411C91	
12000	I120S (02ADD)	<b>E-9941B</b> Bronze	1.921" x 9.87"	B	1668411C91	
14000	I140S (02ADE)	<b>E-9942B</b> Bronze	2.046" x 10.120"	B	1668412C91	
16000	FA231 (02231)	<b>E-4458B</b> Bronze <b>E-4458C</b> Composite	1.999" x 11.212"	B	474520C91 597258C91	Meritor FL941
16000, 18000, 20000	I160S (02ADH), I200S (02ADK)	<b>E-11785B</b> Bronze	2.046" x 11.00"	B	1685405C91	

### Tie Rod Ends

Axle Rating Lbs.	Axle Code/Year	Part Number/ Location	Stud Center to Rod End	OEM Reference	Notes
10000	I100S (02ADC)	<b>E-4615</b> Curbside	5.44"	507838C91	w/126"-225" WB.
		<b>E-4614</b> Roadside		507837C91	
		<b>E-4631</b> Curbside	9.188"	1649638C91	w/226"-280" WB.
		<b>E-4630</b> Roadside		1649637C91	
12000	FA082 (02EYB), FA083 (02083)	<b>E-4611</b> Curbside	4.875"	110363R92	Fabco SDA12.
		<b>E-4610</b> Roadside		11036R92	
	I120S (02ADD)	<b>E-4615</b> Curbside	5.44"	507838C91	w/126"-225" WB.
		<b>E-4614</b> Roadside		507837C91	
		<b>E-4631</b> Curbside	9.188"	1649638C91	w/226"-280" WB.
		<b>E-4630</b> Roadside		1649637C91	
14000	I140S (02ADE)	<b>E-4615</b> Curbside	5.44"	507838C91	
		<b>E-4614</b> Roadside		507837C91	
	SDA14	<b>E-4611</b> Curbside	4.875"	110363R92	
		<b>E-4610</b> Roadside		110362R92	
16000	FA231 (02231)	<b>E-4629</b> Curbside	7.37"	590583C91	w/Disc wheels.
		<b>E-4628</b> Roadside		590584C91	
	FA231 (02231), FL941	<b>E-4617</b> Curbside	5.75"	969056R91	
		<b>E-4616</b> Roadside		969055R91	
		<b>E-4629</b> Curbside	7.37"	590583C91	w/130"-179" WB.
		<b>E-4628</b> Roadside		590584C91	
		<b>E-6856</b> Curbside	12.688"		w/ABS brakes.
		<b>E-6857</b> Roadside			
I160S (02ADH)	<b>E-6856</b> Curbside			179" and up WB.	
	<b>E-6857</b> Roadside				
18000	I180S (02ADJ)	<b>E-6856</b> Curbside	12.688"		179" and up WB.
		<b>E-6857</b> Roadside			
20000	I200S (02ADK)	<b>E-4617</b> Curbside	5.75"	969056R91	
		<b>E-4616</b> Roadside		969055R91	
		<b>E-6856</b> Curbside	12.688"		179" and up WB.
		<b>E-6857</b> Roadside			

### Drag Links

Axle Rating Lbs.	Axle Code/Year	Part Number	Stud Center to Stud Center	OEM Reference	Notes
		<b>E-11463</b>	17.47"	1661867C91	4600LP/UH code 05PRG only.
		<b>E-9911</b>	17.68"	1661437C91	Codes 05PRH, 05PRJ, 05PSA.

Axle Rating Lbs.	Axle Code/Year	Part Number/ Bushing Type	King Pin Size	Type	OEM Reference	Notes
6000, 8000	I60S (02ADA), I80S (02ADB)	<b>E-6198B</b> Bronze	1.359" x 7.970"	B	1660271C92	
9000	I100S, I120S, 02A, 02ADC, 02ADN	<b>E-9941B</b> Bronze	1.921" x 9.87"	B	FAK5455	
10000	I100S, I120S, 02A, 02ADC, 02ADN	<b>E-9941B</b> Bronze	1.921" x 9.87"	B	FAK5455	
11000	I100S, I120S, 02A, 02ADC, 02ADN	<b>E-9941B</b> Bronze	1.921" x 9.87"	B	FAK5455	
12000	E1200I (02AED)	<b>E-11394B</b> Bronze	1.794" x 9.02"	A	823078	
	I120S (02ADD)	<b>E-9941B</b> Bronze	1.921" x 9.87"	B	FAK5455	
14000	I140S (02ADE)	<b>E-9942B</b> Bronze	2.046" x 10.120"	B	FAK5456	
16000	FA231 (02231)	<b>E-4458B</b> Bronze <b>E-4458C</b> Composite	1.999" x 11.212"	B	474520C91 597258C91	Double Drawkey.

### Tie Rod Ends

Axle Rating Lbs.	Axle Code/Year	Part Number/ Location	Stud Center to Rod End	OEM Reference	Notes
10000	I100S (02ADC)	<b>E-4615</b> Curbside <b>E-4614</b> Roadside	5.44"	507838C91 507837C91	w/126"-225" WB.
		<b>E-4631</b> Curbside <b>E-4630</b> Roadside	9.188"	1649638C91 1649637C91	w/226"-280" WB.
12000	E1200I (02AED)	<b>E-10137</b> Curbside <b>E-10138</b> Roadside	6.00"	817019 817018	
	FA082 (02EYB), FA083 (02083)	<b>E-4611</b> Curbside <b>E-4610</b> Roadside	4.875"	110363R92 110362R92	Fabco SDA12.
	I120S (02ADD)	<b>E-4615</b> Curbside <b>E-4614</b> Roadside <b>E-4631</b> Curbside <b>E-4630</b> Roadside	5.44" 9.188"	507838C91 507837C91 1649638C91 1649637C91	w/126"-225" WB. w/226"-280" WB.
16000	FA231 (02231)	<b>E-9879</b> Curbside <b>E-9880</b> Roadside <b>E-6856</b> Curbside <b>E-6857</b> Roadside	7.37" 12.688"	590583C91 590584C91 1668480C91 1668479C91	w/Disc wheels. w/Cast wheels.

### Drag Links

Axle Rating Lbs.	Axle Code/Year	Part Number	Stud Center to Stud Center	OEM Reference	Notes
		<b>E-11463</b>	17.47"	1661867C91	7100 w/05PRG.
		<b>E-9911</b>	17.68"	1661437C91	w/05PRH, 05PRJ, 05PSH, w/ Power or manual steering.

# NAVISTAR

## 8100, 8200, 8300 (Built 1989 and Later)

### King Pin Kits

Axle Rating Lbs.	Axle Code/Year	Part Number/ Bushing Type	King Pin Size	Type	OEM Reference	Notes
10000	I100S (02ADC)	<b>E-9941B</b> Bronze	1.921" x 9.87"	B	FAK5455	
12000	E1200I (02AED)	<b>E-11394B</b> Bronze	1.794" x 9.02"	B	823078	
	EFA12 (02250)	<b>E-4696B</b> Bronze	1.625" x 9.195"	A	FAK4572	
		<b>E-4696C</b> Composite				
	FA226, FF941, FF942, 02226, 02227	<b>E-4468B</b> Bronze	1.794" x 10.392"	B	FAK4564	
		<b>E-4694C</b> Composite				
	FA337, I120, 02337	<b>E-4693B</b> Bronze	1.609" x 9.660"		1658934C93	
		<b>E-6875C</b> Composite				
FF961 (02ARA)	<b>E-6199B</b> Bronze	1.794" x 10.392"		1665531C91		
	<b>E-6199C</b> Composite					
I120S, 02ADD, 02ADG	<b>E-9941B</b> Bronze	1.921" x 9.87"		FAK5453		
13200	EFA12 (02AEA)	<b>E-4696B</b> Bronze	1.625" x 9.195"	A	FAK4572	
		<b>E-4696C</b> Composite				
	FA227 (02227)	<b>E-4468B</b> Bronze	1.794" x 10.392"	B	549800C91	
		<b>E-4694C</b> Composite			597556C91	
		<b>E-6199C</b> Composite			1665531C91	
	FA343, I132, 02343	<b>E-4693B</b> Bronze	1.609" x 9.660"		1658934C93	
		<b>E-6875C</b> Composite				
FF942 (02227)	<b>E-4694C</b> Composite	1.794" x 10.392"		597556C91		
	<b>E-6199B</b> Bronze					
	<b>E-6199C</b> Composite			1665531C91		
14000	I140S (02ADE)	<b>E-9942B</b> Bronze	2.046" x 10.120"	B	FAK5456	
16000	FA231 (02231), FA232 (02232), FA233 (02233), FL941 (02231)	<b>E-4458B</b> Bronze	1.999" x 11.212"	B	474520C91	
		<b>E-4458C</b> Composite			597258C91	
18000	FA231 (02231), FA232 (02232), FA233 (02233), FL941 (02232)	<b>E-4458B</b> Bronze	1.999" x 11.212"	B	474520C91	
		<b>E-4458C</b> Composite			597258C91	
20000	FA231 (02231), FA232 (02232), FA233 (02233), FL941 (02233)	<b>E-4458B</b> Bronze	1.999" x 11.212"	B	474520C91	
		<b>E-4458C</b> Composite			597258C91	

## 8100, 8200, 8300 (Built 1989 and Later) (Continued)

Tie Rod Ends

Axle Rating Lbs.	Axle Code/Year	Part Number/ Location	Stud Center to Rod End	OEM Reference	Notes
10000	I100S (02ADC)	<b>E-4615</b> Curbside	5.44"	507838C91	w/126" -225" WB.
		<b>E-4614</b> Roadside		507837C91	
		<b>E-4631</b> Curbside	9.188"	1649638C91	w/226" -280" WB.
		<b>E-4630</b> Roadside		1649637C91	
12000	FF961 (02ARA)	<b>E-4615</b> Curbside	5.44"	507838C91	
		<b>E-4614</b> Roadside		507837C91	
	I120S (02ADD)	<b>E-4615</b> Curbside		507838C91	w/126" -225" WB.
		<b>E-4614</b> Roadside		507837C91	
		<b>E-4631</b> Curbside	9.188"	1649638C91	w/226" -280" WB.
		<b>E-4630</b> Roadside		1649637C91	
	I120S (02ADG)	<b>E-9952</b> Curbside	9.438"	1668410C91	
		<b>E-9951</b> Roadside		1668409C91	
13200	FA227 (02227), FF942 (02227)	<b>E-4615</b> Curbside	5.44"	507838C91	
		<b>E-4614</b> Roadside		507837C91	
14000	I140S (02ADE)	<b>E-4615</b> Curbside	5.44"	1668408C91	
		<b>E-4614</b> Roadside		1668407C91	
16000	FA231 (02231), FA233 (02233), FL941 (02231)	<b>E-4629</b> Curbside	7.37"	590583C91	
		<b>E-4628</b> Roadside		590584C91	
18000	FA231 (02231), FA232 (02232), FA233 (02233), FL941 (02232)	<b>E-4629</b> Curbside	7.37"	590583C91	
		<b>E-4628</b> Roadside		590584C91	
20000	FA231 (02231), FA232 (02232), FA233 (02233), FL941 (02233)	<b>E-4629</b> Curbside	7.37"	590583C91	
		<b>E-4628</b> Roadside		590584C91	

Drag Links

Axle Rating Lbs.	Axle Code/Year	Part Number	Stud Center to Stud Center	OEM Reference	Notes
		E-9911	17.68"	1661437C91	

9200

King Pin Kits

Axle Rating Lbs.	Axle Code/Year	Part Number/ Bushing Type	King Pin Size	Type	OEM Reference	Notes
10000	I100S	<b>E-9941B</b> Bronze	1.921" x 9.87"	B	1668411C91	
12000	EFA12 (02250)	<b>E-4696B</b> Bronze	1.625" x 9.195"	A	FAK4572	
		<b>E-6199B</b> Bronze	1.794" x 10.392"	B		
	FF961 (02ARA)	<b>E-6199C</b> Composite			1665531C91	
13200	FF942 (02227)	<b>E-6199B</b> Bronze	1.794" x 10.392"	B		
		<b>E-6199C</b> Composite			1665531C91	
14000	I140S	<b>E-9942B</b> Bronze	2.046" x 10.120"	B	1668412C91	
16000, 18000	FL941 (02231), (02232)	<b>E-4458C</b> Composite	1.999" x 11.212"	B	597258C91	
		<b>E-11785B</b> Bronze	2.046" x 11.00"		1685405C91	

APPLICATION GUIDE (N-Z)

# NAVISTAR

## 9200 (Continued)

### Tie Rod Ends

Axle Rating Lbs.	Axle Code/Year	Part Number/ Location	Stud Center to Rod End	OEM Reference	Notes
12000	EFA12 (02250), FF961 (02ARA)	<b>E-4615</b> Curbside	5.44"	507838C91	
		<b>E-4614</b> Roadside		507837C91	
	I120S (02ADD)	<b>E-4615</b> Curbside	9.188"	507838C91	
		<b>E-4614</b> Roadside		507837C91	
		<b>E-4631</b> Curbside		1649638C91	
		<b>E-4630</b> Roadside	1649637C91		
13200	FF942 (02227)	<b>E-4615</b> Curbside	5.44"	507838C91	
		<b>E-4614</b> Roadside		507837C91	
14000	I140S (02ADE)	<b>E-4615</b> Curbside	5.44"	1668408C91	
		<b>E-4614</b> Roadside		1668407C91	
		<b>E-9952</b> Curbside	9.438"	1668410C91	
		<b>E-9951</b> Roadside		1668409C91	
16000, 18000	E1200I (02AED), E1320I (02AEG)	<b>E-10137</b> Curbside	6.00"	817019	
		<b>E-10138</b> Roadside		817018	
	FL941 (02231), (02232)	<b>E-4629</b> Curbside	7.37"	486355C91	
		<b>E-4628</b> Roadside		486354C91	

## 9300, 9400

### King Pin Kits

Axle Rating Lbs.	Axle Code/Year	Part Number/ Bushing Type	King Pin Size	Type	OEM Reference	Notes
12000	EFA12 (02250)	<b>E-4696B</b> Bronze	1.625" x 9.195"	A	ETN0806355	
		<b>E-4696C</b> Composite				
	FA223 (02223)	<b>E-6199C</b> Composite	1.794" x 10.392"	B	1665531C91	
	FA234 (02234)	<b>E-4595B</b> Bronze	1.607" x 9.375"		577684C91	
	FA337 (02337), FA339 (02339)	<b>E-6875C</b> Composite	1.609" x 9.660"		1658934C92	
	FF961 (02ARA)	<b>E-6199C</b> Composite	1.794" x 10.392"		1665531C91	
	I100S, I120S	<b>E-9941B</b> Bronze	1.921" x 9.87"		1668411C91	
13200	FA227 (02227)	<b>E-4694C</b> Composite	1.794" x 10.392"	B	597556C91	
		<b>E-6199B</b> Bronze				
		<b>E-6199C</b> Composite				1665531C91
	FA343 (02343)	<b>E-6875C</b> Composite	1.609" x 9.660"		1658934C92	
14000	I140S (02ADE)	<b>E-9942B</b> Bronze	2.046" x 10.120"	B	1668412C91	
14600	FG940 (02ARG)	<b>E-4695C</b> Composite	1.794" x 10.392"	B		
		<b>E-6868B</b> Bronze				
16000	FA231 (02231), FA232 (02232)	<b>E-4458B</b> Bronze	1.999" x 11.212"	B	474520C91	
		<b>E-4458C</b> Composite			597258C91	
16000, 18000	I160S (02ADH), I180S (02ADJ), I200S (02ADK)	<b>E-11785B</b> Bronze	2.046" x 11.00"	B	1685405C91	
18000	FA231 (02231), FA232 (02232)	<b>E-4458B</b> Bronze	1.999" x 11.212"	B	474520C91	
		<b>E-4458C</b> Composite			597258C91	

Axle Rating Lbs.	Axle Code/Year	Part Number/ Location	Stud Center to Rod End	OEM Reference	Notes
12000	EFA12 (02250), FA226 (02226), FF931 (02226), FF961 (02ARA)	<b>E-4615</b> Curbside	5.44"	507838C91	
		<b>E-4614</b> Roadside		507837C91	
	FA234 (02234)	<b>E-6848</b> Curbside <b>E-6847</b> Roadside	10.50"	577683C91 577682C91	Meritor axle FF971.
	FA337 (02337), FA339 (02339)	<b>E-4631</b> Curbside <b>E-4630</b> Roadside	9.188"	1649638C91 1649637C91	
	I120S (02ADD)	<b>E-4615</b> Curbside	5.44"	507838C91	w/1659687C91 axle.
		<b>E-4614</b> Roadside		507837C91	
		<b>E-4631</b> Curbside <b>E-4630</b> Roadside	9.188"	1649638C91 1649637C91	w/1659688C91 axle.
	13200	FA227 (02227)	<b>E-4615</b> Curbside <b>E-4614</b> Roadside	5.44"	507838C91 507837C91
I132 (02343)		<b>E-6136</b> Curbside <b>E-6135</b> Roadside	10.84"	1658947C91 1658946C91	
14000	I140S (02ADE)	<b>E-4615</b> Curbside	5.44"	1668408C91	140" through 188" WB.
		<b>E-4614</b> Roadside		1668407C91	154" through 188" WB.
		<b>E-9952</b> Curbside	9.438"	1668410C91	189" WB and up.
		<b>E-9951</b> Roadside		1668409C91	
14600	FG941 (02ARG)	<b>E-4615</b> Curbside <b>E-4614</b> Roadside	5.44"	507838C91 507837C91	
16000, 18000	E1200I (02AED), E1320I (02AEG)	<b>E-10137</b> Curbside <b>E-10138</b> Roadside	6.00"	817019 817018	
16000	FA231 (02231)	<b>E-4629</b> Curbside	7.37"	590583C91	Meritor axle FL931.
		<b>E-4628</b> Roadside		590584C91	
	FA232 (02232)	<b>E-4629</b> Curbside		590583C91	Meritor axle FL941.
		<b>E-4628</b> Roadside		590584C91	
18000	FA231 (02231), FA232 (02232)	<b>E-4628</b> Roadside	7.37"	590584C91	Meritor axle FL931.
		<b>E-4629</b> Curbside		590583C91	

### Drag Links

Axle Rating Lbs.	Axle Code/Year	Part Number	Stud Center to Stud Center	OEM Reference	Notes
		<b>E-9948</b>	12.375" Stud center to rod end	1658897C91	Drag link end for codes 05PRJ, 3600, 05PRK.3601.
		<b>E-5386</b>	16.27"	503523C94	Includes 506684C91 (E-4629) end, and 1658897C91 (E-9948) long end.

# NAVISTAR

## 9600, 9700

### King Pin Kits

Axle Rating Lbs.	Axle Code/Year	Part Number/ Bushing Type	King Pin Size	Type	OEM Reference	Notes	
10800	FA341 (02341)	<b>E-6875C</b> Composite	1.609" x 9.660"	B	1658934C92		
12000	EFA12 (02250)	<b>E-4696B</b> Bronze	1.625" x 9.195"	A	ETN0806355		
		<b>E-4696C</b> Composite					
	FA223 (02223), FA226 (02226)	<b>E-4468B</b> Bronze	1.794" x 10.392"	B	549800C91	597556C91	
		<b>E-4694C</b> Composite					
		<b>E-6199B</b> Bronze					
	FA234 (02234)	<b>E-4694C</b> Composite	1.607" x 9.375"		577684C91	1665531C91	
		<b>E-4595B</b> Bronze					
		<b>E-6199C</b> Composite					
	FA339 (02339)	<b>E-6875C</b> Composite	1.609" x 9.660"		1658934C92		
	FF931 (02223)	<b>E-4468B</b> Bronze	1.794" x 10.392"		549800C91		
	FF941 (02226)	<b>E-4694C</b> Composite			597556C91		
							<b>E-6199B</b> Bronze
		<b>E-6199B</b> Bronze				1665531C91	
FF961 (02ARA)	<b>E-6199B</b> Bronze						
	<b>E-6199B</b> Bronze						
	<b>E-6199C</b> Composite				1665531C91		
I120 (02337)	<b>E-6875C</b> Composite	1.609" x 9.660"		1658934C92			
13200	FA227 (02227)	<b>E-4468B</b> Bronze	1.794" x 10.392"	B	549800C91	Meritor axle FF931.	
		<b>E-4694C</b> Composite					597556C91
		<b>E-6199B</b> Bronze					
		<b>E-6199C</b> Composite					1665531C91
I132 (02343)	<b>E-6875C</b> Composite	1.609" x 9.660"		1658934C92			
16000	FA231 (02231), FA232 (02232)	<b>E-4458B</b> Bronze	1.999" x 11.212"	B	474520C91		
		<b>E-4458C</b> Composite				597258C91	
18000	FA231 (02231), FA232 (02232)	<b>E-4458B</b> Bronze	1.999" x 11.212"	B	474520C91		
		<b>E-4458C</b> Composite				597258C91	
24000	FA248 (02248)	<b>E-6875C</b> Composite	1.609" x 9.660"	B	1658934C92		

# NAVISTAR

## 9600, 9700 (Continued)

### Tie Rod Ends

Axle Rating Lbs.	Axle Code/Year	Part Number/ Location	Stud Center to Rod End	OEM Reference	Notes	
10800	FA341 (02341)	<b>E-4631</b> Curbside	9.188"	1649638C91		
		<b>E-4630</b> Roadside		1649637C91		
12000	EFA12 (02250), FF931 (02223), FF941 (02226), FF961 (02ARA), FA223 (02223), FA226 (02226)	<b>E-4615</b> Curbside	5.44"	507838C91		
		<b>E-4614</b> Roadside		507837C91		
	FA234 (02234)	<b>E-6848</b> Curbside	10.50"	577683C91	Meritor FF971.	
		<b>E-6847</b> Roadside		577682C91		
	FA339 (02339)	<b>E-5470</b> Curbside	5.44"	506662C91	Drop end.	
		<b>E-5469</b> Roadside		506661C91		
			<b>E-4631</b> Curbside	9.188"	1649638C91	Straight end, greaseable type.
			<b>E-4630</b> Roadside		1649637C91	
	FA340 (02340)		<b>E-4631</b> Curbside		1649638C91	
			<b>E-4630</b> Roadside		1649637C91	
	I120 (02337)		<b>E-5470</b> Curbside	5.44"	506662C91	Drop end.
			<b>E-5469</b> Roadside		506661C91	
			<b>E-4631</b> Curbside	9.188"	1649638C91	Straight end, greaseable type.
			<b>E-4630</b> Roadside		1649637C91	
	I120S (02ADD, 02ADG)		<b>E-4615</b> Curbside	5.44"	507838C91	
			<b>E-4614</b> Roadside		507837C91	
		<b>E-9952</b> Curbside	9.438"	1668410C91	w/04AZA ABS brakes /9700.	
		<b>E-9951</b> Roadside		1668409C91		
13200	FA227 (02227)	<b>E-4615</b> Curbside	5.44"	507838C91		
		<b>E-4614</b> Roadside		507837C91		
	I132 (02343)	<b>E-5470</b> Curbside		506662C91	Dropped I-beam.	
		<b>E-5469</b> Roadside		506661C91		
		<b>E-4631</b> Curbside	9.188"	1649638C91	Straight end, greaseable type.	
		<b>E-4630</b> Roadside		1649637C91		
		<b>E-6136</b> Curbside	10.84"	1658947C91	Drop end, greaseable type.	
		<b>E-6135</b> Roadside		1658946C91		
14000	I140S	<b>E-4615</b> Curbside	5.44"	507838C91	110" WB and up/9600	
		<b>E-4614</b> Roadside		507837C91		
		<b>E-9952</b> Curbside	9.438"	1668410C91	w/04AZA ABS brakes /9700.	
		<b>E-9951</b> Roadside		1668409C91		
16000	FA231 (02231), FA232 (02232)	<b>E-4629</b> Curbside	7.37"	590583C91		
		<b>E-4628</b> Roadside		590584C91		
18000	FA231 (02231), FA232 (02232)	<b>E-4629</b> Curbside	7.37"	590583C91		
		<b>E-4628</b> Roadside		590584C91		
24000	FA248 (02248)	<b>E-4631</b> Curbside	9.188"	1649638C91		
		<b>E-4630</b> Roadside		1649637C91		

APPLICATION GUIDE (N-Z)

### Drag Links

Axle Rating Lbs.	Axle Code/Year	Part Number	Stud Center to Stud Center	OEM Reference	Notes
		<b>E-9948</b>	12.375" Stud center to rod end	1658897C91	Drag link end for codes 05PRJ.4510, 05PSA.4518.



# NAVISTAR

## Additional Navistar Axles

### King Pin Kits

Axle Rating Lbs.	Axle Code/Year	Part Number/ Bushing Type	King Pin Size	Type	OEM Reference	Notes
5000	FA71 (02071) I50	<b>E-4460B</b> Bronze	1.359" x 7.968"	A	473695C91	2WD
		<b>E-4460B</b> Bronze				
5500	FA89 (02089)	<b>E-4431B</b> Bronze	1.234" x 7.656"	A	61556R91	2WD
6000	FA73 (02073), FA74 (02074), I60	<b>E-4460B</b> Bronze	1.359" x 7.968"	A	473695C91	2WD
7000	FA95 (02095)	<b>E-4438B</b> Bronze	1.234" x 7.438"	B		2WD, Meritor axle FC901.
		<b>E-4438N</b> Nylon				
	FA97 (02097)	<b>E-4431B</b> Bronze	1.234" x 7.656"	A	61556R91	2WD
7500	FA101 (02101), FA103 (02103)	<b>E-4460B</b> Bronze	1.359" x 7.968"	A	473695C91	2WD
	FA65 (02065)	<b>E-4431B</b> Bronze	1.234" x 7.656"		61556R91	
	FA80 (02080), FA91 (02091), FA98 (02098), FA99 (02099)	<b>E-4431B</b> Bronze				2WD
	I75	<b>E-4460B</b> Bronze	1.359" x 7.968"		473695C91	
9000	FA100 (02100), FA102 (02102), FA105 (02105)	<b>E-4441B</b> Bronze	1.434" x 8.500"	B	303136C92	2WD Meritor axle FD900.
	FA201 (02201)	<b>E-4442B</b> Bronze	1.794" x 9.120"		303139C92	2WD
	FA208 (02208)	<b>E-4441B</b> Bronze	1.434" x 8.500"		303136C92	
FA209 (02209)	<b>E-4441B</b> Bronze					
I90		<b>E-4697B</b> Bronze	1.609" x 9.160"		586809C91	For steering code 02309.
		<b>E-4693B</b> Bronze	1.609" x 9.660"		588808C91	Exc. steering code 02309.
10800	I108	<b>E-4697B</b> Bronze	1.609" x 9.160"	B	586809C91	For steering code 02309.
		<b>E-4693B</b> Bronze	1.609" x 9.660"		588808C91	Exc. steering code 02309.
11000	FA112 (02112), FA113 (02113)	<b>E-4449B</b> Bronze	1.607" x 8.740"	B	229265R91	2WD Meritor axle FE970.
12000	FA110 (02110), FA111 (02111)	<b>E-4434B</b> Bronze	9.750"	D	69576R92	Tapered pin. 2WD Meritor axle FE900.
		<b>E-4434N</b> Bronze, Nylon				
	FA115 (02115)	<b>E-4434B</b> Bronze				Tapered pin. 2WD exc. model DC0200 w/diesel eng.
		<b>E-4434N</b> Bronze, Nylon				
	FA211 (02211)	<b>E-4442B</b> Bronze	1.794" x 9.120"	B	303139C92	2WD
	FA212 (02212), FA213 (02213)	<b>E-4442B</b> Bronze				
	FA215 (02215)	<b>E-4442B</b> Bronze				
	FA218 (02218)	<b>E-4442B</b> Bronze				
	FA219 (02219)	<b>E-4442B</b> Bronze				
	FA225 (02225)	<b>E-4450B</b> Bronze	1.794" x 10.410"		452344C91	2WD Meritor axle FF921.
	FA226 (02226)	<b>E-4468B</b> Bronze	1.794" x 10.392"		549800C91	2WD Meritor axle FF931.
		<b>E-4694C</b> Composite			597556C91	
	FA228 (02228), FA229 (02229)	<b>E-4450B</b> Bronze	1.794" x 10.410"		452344C91	Meritor axle FF921.
FA234 (02234)	<b>E-4595B</b> Bronze	1.607" x 9.375"		577684C91	Meritor axle FF971.	
I120		<b>E-4697B</b> Bronze	1.609" x 9.160"		586809C91	For steering code 02309.
		<b>E-4693B</b> Bronze	1.609" x 9.660"		588808C91	Exc. steering code 02309.
13000	FA401 (02401)	<b>E-4693B</b> Bronze	1.609" x 9.660"	B	588808C91	Paystar series.
16000	FA136 (02136), FA137 (02137)	<b>E-4454B</b> Bronze	1.999" x 11.040"	B	303140C92	2WD Meritor axle FH901.
		<b>E-4454N</b> Nylon				
	FA231 (02231), FA237 (02237)	<b>E-4458B</b> Bronze <b>E-4458C</b> Composite	1.999" x 11.212"		474520C91 597258C91	2WD Meritor axle FL931.

## Additional Navistar Axles (Continued)

### King Pin Kits (Continued)

Axle Rating Lbs.	Axle Code/Year	Part Number/ Bushing Type	King Pin Size	Type	OEM Reference	Notes
18000	FA182 (02182)	<b>E-4454B</b> Bronze	1.999" x 11.040"	B	303140C92	2WD Meritor axle FL901.
		<b>E-4454N</b> Nylon				
	FA232 (02232), FA238 (02238)	<b>E-4458B</b> Bronze	1.999" x 11.212"		474520C91 597258C91	2WD Meritor axle FL931.
		<b>E-4458C</b> Composite				
20000	FA183 (02183)	<b>E-4454B</b> Bronze	1.999" x 11.040"	B	303140C92	2WD Meritor axle FL901.
		<b>E-4454N</b> Nylon				
	FA233 (02233), FA239 (02239)	<b>E-4458B</b> Bronze	1.999" x 11.212"		474520C91 597258C91	2WD Meritor axle FL931.
		<b>E-4458C</b> Composite				

### Tie Rod Ends

Axle Rating Lbs.	Axle Code/Year	Part Number/ Location	Stud Center to Rod End	OEM Reference	Notes
3500	FA18 (02018)	<b>E-4635</b> Curbside	3.50"	894145R91	4WD To 1968 Dana axle model 44.
		<b>E-4634</b> Roadside		894144R91	
4700	FA18 (02018)	<b>E-4635</b> Curbside	3.50"	894145R91	4WD To 1968 Dana axle model 44.
		<b>E-4634</b> Roadside		894144R91	
5000	FA71 (02071)	<b>E-4605</b> Curbside	4.438"	450062C91	2WD
		<b>E-4604</b> Roadside		450063C91	
	I50	<b>E-4605</b> Curbside		450062C91	
		<b>E-4604</b> Roadside		450063C91	
5500	FA60 (02060)	<b>E-4601</b> Curbside	3.875"	263499C91	2WD w/Manual steering.
		<b>E-4600</b> Roadside		263498C91	
	FA68 (02068), FA70 (02070), FA72 (02072), FA89 (02089)	<b>E-4601</b> Curbside		263499C91	
		<b>E-4600</b> Roadside		263498C91	
6000	FA51 (02051)	<b>E-4636</b> Roadside	3.875"	219403R91	4WD Dana axle.
		<b>E-4636</b> Roadside			4WD Dana axle model 70F.
	FA52 (02052)	<b>E-4601</b> Curbside		263499C91	2WD
		<b>E-4600</b> Roadside		263498C91	
	FA69 (02069)	<b>E-4605</b> Curbside	4.438"	450062C91	
		<b>E-4604</b> Roadside		450063C91	
	FA73 (02073), FA74 (02074)	<b>E-4605</b> Curbside		450062C91	
		<b>E-4604</b> Roadside		450063C91	
	I60	<b>E-4605</b> Curbside		450062C91	
		<b>E-4604</b> Roadside		450063C91	
7000	FA97 (02097)	<b>E-4601</b> Curbside	3.875"	263499C91	2WD
		<b>E-4600</b> Roadside		263498C91	
7500	FA101 (02101), FA103 (02103)	<b>E-4605</b> Curbside	4.438"	450062C91	2WD
		<b>E-4604</b> Roadside		450063C91	
	FA65 (02065)	<b>E-4601</b> Curbside	3.875"	263499C91	2WD w/Manual steering.
		<b>E-4600</b> Roadside		263498C91	
	FA80 (02080), FA98 (02098), FA99 (02099)	<b>E-4601</b> Curbside		263499C91	2WD
		<b>E-4600</b> Roadside		263498C91	
	FA90 (02090)	<b>E-4637</b> Curbside		219404R91	2WD After chassis no. FA48391.
		<b>E-4636</b> Roadside		219403R91	
	FA91 (02091)	<b>E-4601</b> Curbside		263499C91	2WD Exc. C01950 w/power steering.
		<b>E-4600</b> Roadside		263498C91	
I75		<b>E-4605</b> Curbside	4.438"	450062C91	
		<b>E-4604</b> Roadside		450063C91	

# NAVISTAR

## Additional Navistar Axles (Continued)

### Tie Rod Ends (Continued)

Axle Rating Lbs.	Axle Code/Year	Part Number/ Location	Stud Center to Rod End	OEM Reference	Notes
9000	FA100 (02100), FA102 (02102), FA105 (02105)	<b>E-4611</b> Curbside	4.875"	110363R92	2WD Meritor axle FD900.
		<b>E-4610</b> Roadside		110362R92	
	FA201 (02201)	<b>E-4611</b> Curbside		110363R92	2WD
		<b>E-4610</b> Roadside		110362R92	
	FA208 (02208), FA209 (02209)	<b>E-4611</b> Curbside		110363R92	
		<b>E-4610</b> Roadside		110362R92	
11000	FA112 (02112), FA113 (02113)	<b>E-6848</b> Curbside	10.50"	577683C91	2WD Meritor axle FE970.
		<b>E-6847</b> Roadside		577682C91	
12000	FA110 (02110), FA111 (02111)	<b>E-4611</b> Curbside	4.875"	110363R92	2WD Meritor axle FE900.
		<b>E-4610</b> Roadside		110362R92	
	FA115 (02115)	<b>E-4611</b> Curbside		110363R92	2WD Exc. model DC0200 w/diesel engine.
		<b>E-4610</b> Roadside		110362R92	
	FA211 (02211)	<b>E-4611</b> Curbside		110363R92	
		<b>E-4610</b> Roadside		110362R92	
	FA212 (02212), FA213 (02213)	<b>E-4611</b> Curbside		110363R92	2WD
		<b>E-4610</b> Roadside		110362R92	
	FA215 (02215)	<b>E-4611</b> Curbside		110363R92	
		<b>E-4610</b> Roadside		110362R92	
	FA218 (02218)	<b>E-4611</b> Curbside		110363R92	
		<b>E-4610</b> Roadside		110362R92	
	FA219 (02219)	<b>E-4611</b> Curbside		110363R92	
		<b>E-4610</b> Roadside		110362R92	
FA225 (02225), FA228 (02228), FA229 (02229)	<b>E-4615</b> Curbside	5.44"	507838C91	2WD Meritor axle FF221.	
	<b>E-4614</b> Roadside		507837C91		
FA226 (02226)	<b>E-4615</b> Curbside		507838C91	2WD Meritor axle FF931.	
	<b>E-4614</b> Roadside		507837C91		
FA234 (02234)	<b>E-6848</b> Curbside	10.50"	577683C91	2WD Meritor axle FF971.	
	<b>E-6847</b> Roadside		577682C91		
13000	FA401 (02401)	<b>E-4617</b> Curbside	5.75"	969056R91	2WD Paystar series.
		<b>E-4616</b> Roadside		969055R91	
15000	FA132 (02132), FA133 (02133)	<b>E-4611</b> Curbside	4.875"	110363R92	2WD Meritor axle FG900.
		<b>E-4610</b> Roadside		110362R92	
16000	FA136 (02136), FA137 (02137)	<b>E-4617</b> Curbside	5.75"	969056R91	2WD Meritor axle FH901.
		<b>E-4616</b> Roadside		969055R91	
	FA231 (02231), FA237 (02237)	<b>E-4628</b> Roadside	7.37"	486354C91	2WD Meritor Axle FL931.
		<b>E-4629</b> Curbside		486355C91	
18000	FA182 (02182)	<b>E-4617</b> Curbside	5.75"	969056R91	2WD Meritor axle FL901.
		<b>E-4616</b> Roadside		969055R91	
	FA194 (02194)	<b>E-4619</b> Roadside		491665C91	4WD Meritor drive FDS1807. 1.25"-12 RH thread.
		<b>E-4642</b> Curbside		491666C91	4WD Meritor drive FDS1807. 1.25"-16 RH thread.
		<b>E-6858</b> Roadside		592872C91	4WD Meritor drive FDS1807. 1.25"-18 RH thread.
	FA232 (02232), FA238 (02238)	<b>E-4629</b> Curbside	7.37"	486355C91	2WD Meritor axle FL931.
<b>E-4628</b> Roadside		486354C91			
20000	FA183 (02183)	<b>E-4617</b> Curbside	5.75"	969056R91	2WD Meritor axle FL901.
		<b>E-4616</b> Roadside		969055R91	
	FA233 (02233), FA239 (02239)	<b>E-4629</b> Curbside	7.37"	486355C91	2WD Meritor axle FL931.
		<b>E-4628</b> Roadside		486354C91	

## Additional Navistar Axles (Continued)

### Tie Rod Ends (Continued)

Axle Rating Lbs.	Axle Code/Year	Part Number/ Location	Stud Center to Rod End	OEM Reference	Notes
21000	FA195 (02195)	<b>E-4619</b> Roadside	5.75"	491665C91	4WD Meritor drive FDS1807. 1.25"-12 RH thread.
		<b>E-4642</b> Curbside		491666C91	4WD Meritor drive FDS1807. 1.25"-16 RH thread.
		<b>E-6858</b> Roadside		592872C91	4WD Meritor drive FDS1807. 1.25"-18 RH thread.

### C1200 4WD

#### Tie Rod Ends

Axle Rating Lbs.	Axle Code/Year	Part Number/ Location	Stud Center to Rod End	OEM Reference	Notes
	1967-69	<b>E-4635</b> Curbside	3.50"	894145R91	w/FA18 axle.
		<b>E-4634</b> Roadside		894144R91	

### CO/COF9670, Eagle

#### King Pin Kits

Axle Rating Lbs.	Axle Code/Year	Part Number/ Bushing Type	King Pin Size	Type	OEM Reference	Notes
10800	FA341 (02341)	<b>E-4462B</b> Bronze	1.609" x 9.660"	A	493094C92	
12000	FA223 (02223)	<b>E-4468B</b> Bronze	1.794" x 10.392"	B	549800C91	Meritor axle FF941.
		<b>E-4694C</b> Composite			597556C91	
	FA226 (02226)	<b>E-4468B</b> Bronze	1.609" x 9.660"	A	549800C91	Meritor axle FF931.
		<b>E-4694C</b> Composite			597556C91	
FA234 (02234)	<b>E-4595B</b> Bronze	1.607" x 9.375"	B	577684C91	Meritor axle FF971. Center point steering.	
	FA337 (02337), FA339 (02339)	<b>E-4693B</b> Bronze		1.609" x 9.660"	588808C91	
	FA340 (02340)	<b>E-4462B</b> Bronze		1.609" x 9.660"	493094C92	
16000	FA231 (02231)	<b>E-4458B</b> Bronze	1.999" x 11.212"	B	474520C91	Meritor axle FL931.
		<b>E-4458C</b> Composite			597258C91	
18000	FA232 (02232)	<b>E-4458B</b> Bronze	1.999" x 11.212"	B	474520C91	Meritor axle FL931.
		<b>E-4458C</b> Composite			597258C91	
24000	FA340 (02340)	<b>E-4462B</b> Bronze	1.609" x 9.660"	A	493094C92	Dual 12,000 lb. Navistar axles.

# NAVISTAR

## CO/COF9670, Eagle (Continued)

### Tie Rod Ends

Axle Rating Lbs.	Axle Code/Year	Part Number/ Location	Stud Center to Rod End	OEM Reference	Notes
10800	FA341 (02341)	<b>E-4631</b> Curbside	9.188"	507835C91	Greaseable type.
		<b>E-4630</b> Roadside		507836C91	
12000	FA223 (02223)	<b>E-4615</b> Curbside	5.44"	507838C91	Meritor axle FF941.
		<b>E-4614</b> Roadside		507837C91	
	FA226 (02226)	<b>E-4615</b> Curbside	10.50"	507838C91	Meritor axle FF931.
		<b>E-4614</b> Roadside		507837C91	
	FA234 (02234)	<b>E-6848</b> Curbside	10.50"	577683C91	Meritor axle FF971. Center point steering.
		<b>E-6847</b> Roadside		577682C91	
	FA337 (02337), FA339 (02339), FA340 (02340)	<b>E-5470</b> Curbside	5.44"	506662C91	Drop end.
		<b>E-5469</b> Roadside		506661C91	
		<b>E-4631</b> Curbside	9.188"	507836C91	Straight end, greaseable type.
		<b>E-4630</b> Roadside		507835C91	
16000	FA231 (02231)	<b>E-4629</b> Curbside	7.37"	486355C91	Meritor axle FL931.
		<b>E-4628</b> Roadside		486354C91	
18000	FA232 (02232)	<b>E-4629</b> Curbside	7.37"	486355C91	Meritor axle FL931.
		<b>E-4628</b> Roadside		486354C91	
24000	FA340 (02340)	<b>E-4631</b> Curbside	9.188"	507836C91	Greaseable type. Dual 12,000 lb. Navistar axles.
		<b>E-4630</b> Roadside		507835C91	
24500	FA344 (02340)	<b>E-4631</b> Curbside	9.188"	507836C91	
		<b>E-4630</b> Roadside		507835C91	

### Drag Links

Axle Rating Lbs.	Axle Code/Year	Part Number	Stud Center to Stud Center	OEM Reference	Notes
		<b>E-4629</b>	7.37" Stud center to rod end	581063C91	End only. Use with 503523C91 (E-5386).
		<b>E-5386</b>	16.27"	503523C91	Includes 581063C91 (E-4629) end.

## CO4000, COF4000, COT4000

### King Pin Kits

Axle Rating Lbs.	Axle Code/Year	Part Number/ Bushing Type	King Pin Size	Type	OEM Reference	Notes
12000	FA112 (02112)	<b>E-4449B</b> Bronze	1.607" x 8.740"	B	303138C92	Meritor axle FE970. Center point steering.
16000	FA136 (02136)	<b>E-4454B</b> Bronze	1.999" x 11.040"	B	303140C92	Meritor axle FH901.
		<b>E-4454N</b> Nylon				
18000	FA182 (02182)	<b>E-4454B</b> Bronze	1.999" x 11.040"	B	303140C92	Meritor axle FL901.
		<b>E-4454N</b> Nylon				

### Tie Rod Ends

Axle Rating Lbs.	Axle Code/Year	Part Number/ Location	Stud Center to Rod End	OEM Reference	Notes
9000	FA109 (02109)	<b>E-4631</b> Curbside	9.188"	377636C91	Greaseable type from 1970.
		<b>E-4630</b> Roadside		377635C91	
12000	FA112 (02112)	<b>E-6848</b> Curbside	10.50"	894050R93	Center point steering.
		<b>E-6847</b> Roadside		894049R93	
	FA119 (02119)	<b>E-4631</b> Curbside	9.188"	377636C91	Greaseable type from 1970.
		<b>E-4630</b> Roadside		377635C91	
FA215 (02215)	<b>E-4611</b> Curbside	4.875"	110363R92		
	<b>E-4610</b> Roadside		110362R92		
16000	FA136 (02136)	<b>E-4617</b> Curbside	5.75"	969056R91	Meritor axle FH901.
		<b>E-4616</b> Roadside		969055R91	
18000	FA182 (02182)	<b>E-4617</b> Curbside	5.75"	969056R91	Meritor axle FL901.
		<b>E-4616</b> Roadside		969055R91	

### COF5870

#### King Pin Kits

Axle Rating Lbs.	Axle Code/Year	Part Number/ Bushing Type	King Pin Size	Type	OEM Reference	Notes
16000	FA231 (02231)	<b>E-4458B</b> Bronze	1.999" x 11.212"	B	474520C91	Meritor axle FH901.
		<b>E-4458C</b> Composite			597258C91	
		FL941 (02231)			<b>E-4458C</b> Composite	
18000, 20000	FA232 (02231), FA233 (02233)	<b>E-4458B</b> Bronze	1.999" x 11.212"	B	474520C91	Meritor axle FL931.
		<b>E-4458C</b> Composite			597258C91	
		FL941 (02232), (02233)			<b>E-4458C</b> Composite	
24000	FA242 (02242) I120 Dual	<b>E-4451B</b> Bronze	1.609" x 9.660"	B	399942C93	Dual 12,000 lb. Navistar axles.
		<b>E-6875C</b> Composite			1658934C93	
32000	FA241 (02241)	<b>E-4458B</b> Bronze	1.999" x 11.212"	B	474520C91	Dual Meritor 16,000 lb. FL931 axles.
		<b>E-4458C</b> Composite			597258C91	
		FL941 (02241)			<b>E-4458C</b> Composite	

### Tie Rod Ends

Axle Rating Lbs.	Axle Code/Year	Part Number/ Location	Stud Center to Rod End	OEM Reference	Notes
16000, 18000, 20000, 32000	FL941	<b>E-4629</b> Curbside	7.37"	486355C91	Meritor axle codes 02231, 02232, 02233, 02241.
		<b>E-4628</b> Roadside		486354C91	
21000	FDS1805 (02195)	<b>E-4642</b> Curbside	5.75"	491666C91	After 2/2/83. 1.25"-16 RH thread.
		<b>E-6858</b> Roadside		592872C91	After 2/2/83. 1.25"-18 RH thread.
		<b>E-4619</b> Roadside		491665C91	Before 2/2/83. 1.25"-12 RH thread.
24000	I120 (02242)	<b>E-4631</b> Curbside	9.188"	1649638C91	Spicer axle code 02242.
		<b>E-4630</b> Roadside		1649637C91	

# NAVISTAR

## Cargostar Models C01610, C01630, C01710, C01730, C01750, C01810, COF1810, C01830, C01850, C01910, COF1910, C01950, COF1950

### King Pin Kits

Axle Rating Lbs.	Axle Code/Year	Part Number/ Bushing Type	King Pin Size	Type	OEM Reference	Notes
6000	FA74 (02074)	<b>E-4460B</b> Bronze	1.359" x 7.968"	A	473695C91	
7000	FA99 (02099)	<b>E-4431B</b> Bronze	1.234" x 7.656"	A	61556R91	
7500	FA103 (02103)	<b>E-4460B</b> Bronze	1.359" x 7.968"	A	473695C91	
		FA99 (02099)	<b>E-4431B</b> Bronze	1.234" x 7.656"	61556R91	
9000	FA109 (02109)	<b>E-4448B</b> Bronze	1.480" x 8.866"	B	408547C93	
		<b>E-4461B</b> Bronze	1.484" x 8.866"	A	493092C91	
	FA209 (02209)	<b>E-4441B</b> Bronze	1.434" x 8.500"	B	303136C92	
	FA309 (02309)	<b>E-4463B</b> Bronze	1.609" x 9.160"	A	493095C91	
<b>E-4697B</b> Bronze			B	586809C91		
10800	FA329 (02329)	<b>E-4451B</b> Bronze	1.609" x 9.660"	B	399942C93	
		<b>E-4462B</b> Bronze		A	493094C92	
12000	FA139 (02139)	<b>E-4462B</b> Bronze	1.609" x 9.660"	A	493094C92	
		FA219 (02219)	<b>E-4442B</b> Bronze	1.794" x 9.120"	B	303139C92
	FA339 (02339)	<b>E-4451B</b> Bronze	1.609" x 9.660"		399942C93	
		<b>E-4462B</b> Bronze		A	493094C92	
16000	FA136 (02136)	<b>E-4454B</b> Bronze	1.999" x 11.040"	B	303140C92	Meritor axle FH901.
		<b>E-4454N</b> Nylon				
	FA231 (02231)	<b>E-4458B</b> Bronze	1.999" x 11.212"		474520C91	Meritor axle FL931.
		<b>E-4458C</b> Composite		597258C91		
18000	FA232 (02232)	<b>E-4458B</b> Bronze	1.999" x 11.212"	B	474520C91	Meritor axle FL931.
		<b>E-4458C</b> Composite			597258C91	

### Tie Rod Ends

Axle Rating Lbs.	Axle Code/Year	Part Number/ Location	Stud Center to Rod End	OEM Reference	Notes
6000	FA69 (02069)	<b>E-4601</b> Curbside	3.875"	263499C91	
		<b>E-4600</b> Roadside		263498C91	
	FA74 (02074)	<b>E-4605</b> Curbside	4.438"	450062C91	
		<b>E-4604</b> Roadside		450063C91	
7000	FA99 (02099)	<b>E-4601</b> Curbside	3.875"	263499C91	
		<b>E-4600</b> Roadside		263498C91	
7500	FA103 (02103)	<b>E-4605</b> Curbside	4.438"	450062C91	
		<b>E-4604</b> Roadside		450063C91	
	FA99 (02099)	<b>E-4601</b> Curbside	3.875"	263499C91	
		<b>E-4600</b> Roadside		263498C91	
9000	FA109 (02109), FA309 (02309)	<b>E-4615</b> Curbside	5.44"	507838C91	
		<b>E-4614</b> Roadside		507837C91	
	FA209 (02209)	<b>E-4611</b> Curbside	4.875"	110363R92	
		<b>E-4610</b> Roadside		110362R92	
10800	FA329	<b>E-4615</b> Curbside	5.44"	507838C91	
		<b>E-4614</b> Roadside		507837C91	
12000	FA139 (02139), FA339 (02139)	<b>E-4615</b> Curbside	5.44"	507838C91	
		<b>E-4614</b> Roadside		507837C91	
	FA219 (02219)	<b>E-4611</b> Curbside	4.875"	110363R92	
		<b>E-4610</b> Roadside		110362R92	
16000	FA136 (02136)	<b>E-4617</b> Curbside	5.75"	969056R91	Meritor axle FH901.
		<b>E-4616</b> Roadside		969055R91	
	FA231 (02231)	<b>E-4629</b> Curbside	7.37"	486355C91	Meritor axle FL931.
		<b>E-4628</b> Roadside		486354C91	
18000	FA232 (02232)	<b>E-4629</b> Curbside	7.37"	486355C91	Meritor axle FL931.
		<b>E-4628</b> Roadside		486354C91	

## D400, DC400, DCF400, DCF400M, DF400, D405, DC405, DCF405, DCT405, DF405, DT405

### King Pin Kits

Axle Rating Lbs.	Axle Code/Year	Part Number/ Bushing Type	King Pin Size	Type	OEM Reference	Notes
11000	FA112 (02112)	<b>E-4449B</b> Bronze	1.607" x 8.740"	B	303138C92	Meritor axle FE970.
12000	FA139 (02139)	<b>E-4451B</b> Bronze	1.609" x 9.660"	B	399942C93	
	FA215 (02215), FA218 (02218)	<b>E-4442B</b> Bronze	1.794" x 9.120"		303139C92	
	FA228 (02228)	<b>E-4450B</b> Bronze	1.794" x 10.410"		452344C91	Meritor axle FF921.
16000	FA136 (02136)	<b>E-4454B</b> Bronze	1.999" x 11.040"	B	303140C92	Meritor axle FH901.
		<b>E-4454N</b> Nylon				
18000	FA182 (02182)	<b>E-4454B</b> Bronze	1.999" x 11.040"	B	303140C92	Meritor axle FL901.
		<b>E-4454N</b> Nylon				

### Tie Rod Ends

Axle Rating Lbs.	Axle Code/Year	Part Number/ Location	Stud Center to Rod End	OEM Reference	Notes
12000	FA119 (02119)	<b>E-4631</b> Curbside	9.188"	447095C91	From chassis numbers G297629, Y17500. Greaseable type.
		<b>E-4630</b> Roadside		447094C91	
	FA139 (02139)	<b>E-4631</b> Curbside	4.875"	447095C91	Greaseable type.
		<b>E-4630</b> Roadside		447094C91	
16000	FA215 (02215), FA218 (02218)	<b>E-4611</b> Curbside	5.44"	110363R92	Meritor axle FF921.
		<b>E-4610</b> Roadside		110362R92	
		<b>E-4615</b> Curbside		438369C91	
18000	FA136 (02136)	<b>E-4617</b> Curbside	5.75"	969056R91	Meritor axle FH901.
		<b>E-4616</b> Roadside		969055R91	
18000	FA182 (02182)	<b>E-4617</b> Curbside	5.75"	969056R91	Meritor axle FL901.
		<b>E-4616</b> Roadside		969055R91	



# NAVISTAR

## Fleetstar Models 1900, F1900, T1900, F1900A, 1910A, 1950, F1950, T1950, 2000, F2000, T2000, 2010A, F2010A, 2050A, F2050A, 2070A, F2070A, 2110A

### King Pin Kits

Axle Rating Lbs.	Axle Code/Year	Part Number/ Bushing Type	King Pin Size	Type	OEM Reference	Notes
7000	FA91 (02091), FA98 (02098)	<b>E-4431B</b> Bronze	1.234" x 7.656"	A	61556R91	
7500	FA101 (02101)	<b>E-4460B</b> Bronze	1.359" x 7.968"	A	473695C91	
	FA91 (02091), FA98 (02098)	<b>E-4431B</b> Bronze	1.234" x 7.656"		61556R91	
9000	FA105 (02105)	<b>E-4441B</b> Bronze	1.434" x 8.500"	B	363136C92	Meritor axle FD900.
	FA109 (02109)	<b>E-4448B</b> Bronze	1.480" x 8.866"		408547C93	
		<b>E-4461B</b> Bronze	1.484" x 8.866"	A	493092C91	
	FA309 (02309)	<b>E-4463B</b> Bronze	1.609" x 9.160"		493095C91	
		<b>E-4451B</b> Bronze	1.609" x 9.660"	B	399942C93	
		<b>E-6875C</b> Composite			1658934C91	
10800	FA329 (02329)	<b>E-4451B</b> Bronze	1.609" x 9.660"	B	399942C93	
		<b>E-4462B</b> Bronze		A	493094C92	
		<b>E-4693B</b> Bronze		B	588808C91	Contains lubrication fittings.
		<b>E-6875C</b> Composite			1658934C91	
12000	FA112 (02112)	<b>E-4449B</b> Bronze	1.607" x 8.740"	B	303138C92	Meritor axle FE970. Center point steering.
	FA139 (02139)	<b>E-4451B</b> Bronze	1.609" x 9.660"	B	399942C93	
		<b>E-4462B</b> Bronze	1.609" x 9.660"	A	493094C92	
		<b>E-6875C</b> Composite	1.609" x 9.660"	B	1658934C91	
	FA211 (02211), FA215 (02215)	<b>E-4442B</b> Bronze	1.794" x 9.120"		303139C92	
	FA228 (02228)	<b>E-4450B</b> Bronze	1.794" x 10.410"		452344C91	Meritor axle FF921.
	FA339 (02339)	<b>E-4451B</b> Bronze	1.609" x 9.660"		399942C93	
		<b>E-4462B</b> Bronze	1.609" x 9.660"	A	493094C92	
		<b>E-6875C</b> Composite	1.609" x 9.660"	B	1658934C91	
16000	FA136 (02136)	<b>E-4454B</b> Bronze	1.999" x 11.040"	B	303140C92	Meritor axle FH901.
		<b>E-4454N</b> Nylon				
	FA231 (02231)	<b>E-4458B</b> Bronze	1.999" x 11.212"		474520C91	
		<b>E-4458C</b> Composite			597258C91	
18000	FA182 (02182)	<b>E-4454B</b> Bronze	1.999" x 11.040"	B	303140C92	Meritor axle FL901.
		<b>E-4454N</b> Nylon				
	FA232 (02232)	<b>E-4458B</b> Bronze	1.999" x 11.212"		474520C91	Meritor axle FL931.
		<b>E-4458C</b> Composite			597258C91	

## Fleetstar Models 1900, F1900, T1900, F1900A, 1910A, 1950, F1950, T1950, 2000, F2000, T2000, 2010A, F2010A, 2050A, F2050A, 2070A, F2070A, 2110A (Continued)

Tie Rod Ends

Axle Rating Lbs.	Axle Code/Year	Part Number/ Location	Stud Center to Rod End	OEM Reference	Notes
7000	FA91 (02091), FA98 (02098)	<b>E-4601</b> Curbside	3.875"	263499C91	
		<b>E-4600</b> Roadside		263498C91	
7500	FA101 (02101)	<b>E-4605</b> Curbside	4.438"	450062C91	
		<b>E-4604</b> Roadside		450063C91	
	FA91 (02091), FA98 (02098)	<b>E-4601</b> Curbside	3.875"	263499C91	
		<b>E-4600</b> Roadside		263498C91	
9000	FA105 (02105)	<b>E-4611</b> Curbside	4.875"	110363R92	
		<b>E-4610</b> Roadside		110362R92	
	FA109 (02109), FA309 (02309)	<b>E-4631</b> Curbside	9.188"	447095C91	Greaseable type.
		<b>E-4630</b> Roadside		447094C91	
10800	FA329 (02329)	<b>E-4631</b> Curbside	9.188"	447095C91	Greaseable type.
		<b>E-4630</b> Roadside		447094C91	
12000	FA112 (02112)	<b>E-6848</b> Curbside	10.50"	894050R93	Meritor axle FE970 with center point steering.
		<b>E-6847</b> Roadside		894049R93	
	FA119 (02119), FA139 (02139), FA339 (02339)	<b>E-4631</b> Curbside	9.188"	447095C91	Greaseable type.
		<b>E-4630</b> Roadside		447094C91	
	FA211 (02211), FA215 (02215)	<b>E-4611</b> Curbside	4.875"	110363R92	
		<b>E-4610</b> Roadside		110362R92	
	FA228 (02228)	<b>E-4615</b> Curbside	5.44"	438369C91	Meritor axle FF921.
		<b>E-4614</b> Roadside		438368C91	
16000	FA136 (02136)	<b>E-4617</b> Curbside	5.75"	969056R91	Meritor axle FH901.
		<b>E-4616</b> Roadside		969055R91	
	FA231 (02231)	<b>E-4629</b> Curbside	7.37"	486355C91	
		<b>E-4628</b> Roadside		486354C91	
18000	FA182 (02182)	<b>E-4617</b> Curbside	5.75"	969056R91	Meritor axle FL901.
		<b>E-4616</b> Roadside		969055R91	
	FA232 (02232)	<b>E-4629</b> Curbside	7.37"	486355C91	Meritor axle FL931.
		<b>E-4628</b> Roadside		486354C91	

# NAVISTAR

## Loadstar and School Bus Models 1600, CO1600, F1600, 1700, CO1700, F1700, 1750, CO1750, 1800, CO1800, F1800, 1850, CO1850, F1850, 1890

### King Pin Kits

Axle Rating Lbs.	Axle Code/Year	Part Number/ Bushing Type	King Pin Size	Type	OEM Reference	Notes
5000	FA71 (02071)	<b>E-4460B</b> Bronze	1.359" x 7.968"	A	473695C91	
		<b>E-6198B</b> Bronze	1.359" x 7.970"	B	1660271C92	
5500	FA89 (02089)	<b>E-4431B</b> Bronze	1.234" x 7.656"	A	61556R91	
6000	FA73 (02073)	<b>E-4460B</b> Bronze	1.359" x 7.968"	A	473695C91	
		<b>E-6198B</b> Bronze	1.359" x 7.970"	B	1660271C92	
7000	FA91 (02091), FA98 (02098)	<b>E-4431B</b> Bronze	1.234" x 7.656"	A	61556R91	
7500	FA101 (02101)	<b>E-4460B</b> Bronze	1.359" x 7.968"	A	473695C91	
		<b>E-6198B</b> Bronze	1.359" x 7.970"	B	1660271C92	
9000	FA105 (02105)	<b>E-4441B</b> Bronze	1.434" x 8.500"	B	303136C92	Meritor axle FD900.
	FA109 (02109)	<b>E-4448B</b> Bronze	1.480" x 8.866"		408547C91	
		<b>E-4461B</b> Bronze	1.484" x 8.866"	A	493092C91	
	FA208 (02208)	<b>E-4441B</b> Bronze	1.434" x 8.500"	B	303136C92	
	FA309 (02309)	<b>E-4463B</b> Bronze	1.609" x 9.160"	A	493095C91	
10500, 10800	FA329 (02329)	<b>E-4451B</b> Bronze	1.609" x 9.660"	B	399942C93	
		<b>E-4462B</b> Bronze		A	493094C92	
12000	FA139 (02139), FA339 (02339)	<b>E-4451B</b> Bronze	1.609" x 9.660"	B	399942C93	
		<b>E-4462B</b> Bronze		A	493094C92	
	FA215 (02215), FA218 (02218)	<b>E-4442B</b> Bronze	1.794" x 9.120"	B	303139C92	
	FA228 (02228)	<b>E-4450B</b> Bronze	1.794" x 10.410"		452344C91	Meritor axle FF921.
16000	FA136 (02136)	<b>E-4454B</b> Bronze	1.999" x 11.040"	B	303140C92	Meritor axle FH901.
		<b>E-4454N</b> Nylon				

### Tie Rod Ends

Axle Rating Lbs.	Axle Code/Year	Part Number/ Location	Stud Center to Rod End	OEM Reference	Notes
5000	FA68 (02068)	<b>E-4601</b> Curbside	3.875"	463499C91	
		<b>E-4600</b> Roadside		263498C91	
	FA71 (02071)	<b>E-4605</b> Curbside	4.438"	450062C91	
		<b>E-4604</b> Roadside		450063C91	
5500	FA72 (02072), FA89 (02089)	<b>E-4601</b> Curbside	3.875"	463499C91	
		<b>E-4600</b> Roadside		263498C91	
6000	FA73 (02073)	<b>E-4605</b> Curbside	4.438"	450062C91	
		<b>E-4604</b> Roadside		450063C91	
7000	FA91 (02091), FA98 (02098)	<b>E-4601</b> Curbside	3.875"	463499C91	
		<b>E-4600</b> Roadside		263498C91	
7500	FA101 (02101)	<b>E-4605</b> Curbside	4.438"	450062C91	
		<b>E-4604</b> Roadside		450063C91	
	FA91 (02091), FA98 (02098)	<b>E-4601</b> Curbside	3.875"	463499C91	
		<b>E-4600</b> Roadside		263498C91	
9000	FA105 (02105)	<b>E-4611</b> Curbside	4.875"	110363R92	Meritor axle FD900.
		<b>E-4610</b> Roadside		110362R92	
	FA109 (02109), FA309 (02309)	<b>E-4631</b> Curbside	9.188"	447095C91	Greaseable type.
		<b>E-4630</b> Roadside		447094C91	
	FA208 (02208)	<b>E-4611</b> Curbside	4.875"	110363R92	
	<b>E-4610</b> Roadside		110362R92		

## Loadstar and School Bus Models 1600, CO1600, F1600, 1700, CO1700, F1700, 1750, CO1750, 1800, CO1800, F1800, 1850, CO1850, F1850, 1890 (Continued)

### Tie Rod Ends (Continued)

Axle Rating Lbs.	Axle Code/Year	Part Number/ Location	Stud Center to Rod End	OEM Reference	Notes
10500, 10800	FA329 (02329)	<b>E-4631</b> Curbside	9.188"	447095C91	Greaseable type.
		<b>E-4630</b> Roadside		447094C91	
12000	FA139 (02139), FA339 (02339)	<b>E-4631</b> Curbside	9.188"	447095C91	Greaseable type.
		<b>E-4630</b> Roadside		447094C91	
	FA215 (02215), FA218 (02218)	<b>E-4611</b> Curbside	4.875"	110363R92	
		<b>E-4610</b> Roadside		110362R92	
16000	FA136 (02136)	<b>E-4615</b> Curbside	5.44"	438369C91	Meritor axle FF921.
		<b>E-4614</b> Roadside		438368C91	
16000	FA136 (02136)	<b>E-4617</b> Curbside	5.75"	969056R91	Meritor axle FH901.
		<b>E-4616</b> Roadside		969055R91	

## M1400, 1452, 1652, M1600

### King Pin Kits

Axle Rating Lbs.	Axle Code/Year	Part Number/ Bushing Type	King Pin Size	Type	OEM Reference	Notes
6000	I60 (02ADA)	<b>E-6198B</b> Bronze	1.359" x 7.970"	B	1660271C92	
8000	I80 (02ADB)	<b>E-6198B</b> Bronze	1.359" x 7.970"	B	1660271C92	
16000	FA231 (02231)	<b>E-4458B</b> Bronze	1.999" x 11.212"	B	474520C91	
		<b>E-4458C</b> Composite			597258C91	

### Tie Rod Ends

Axle Rating Lbs.	Axle Code/Year	Part Number/ Location	Stud Center to Rod End	OEM Reference	Notes
10000	I100S (02ADC)	<b>E-4615</b> Curbside	5.44"	507838C91	w/126"-225" WB.
		<b>E-4614</b> Roadside		507837C91	
		<b>E-4631</b> Curbside	9.188"	1649638C91	w/226"-280" WB.
		<b>E-4630</b> Roadside		1649637C91	
12000	I120S (02ADD)	<b>E-4615</b> Curbside	5.44"	507838C91	w/126"-225" WB.
		<b>E-4614</b> Roadside		507837C91	
		<b>E-4631</b> Curbside	9.188"	1649638C91	w/226"-280" WB.
		<b>E-4630</b> Roadside		1649637C91	
	SDA12 (02083)	<b>E-4611</b> Curbside	4.875"	110363R92	
		<b>E-4610</b> Roadside		110362R92	
16000	FA231 (02231)	<b>E-4629</b> Curbside	7.37"	590583C91	
		<b>E-4628</b> Roadside		590584C91	

### Drag Links

Axle Rating Lbs.	Axle Code/Year	Part Number	Stud Center to Stud Center	OEM Reference	Notes
6000	I60 (02ADA)	<b>E-11463</b>	17.47"	F1215	
8000	I80 (02ADB)	<b>E-11463</b>	17.47"	F1215	
16000	FA231 (02231)	<b>E-11463</b>	17.47"	1661867C91	

# NAVISTAR

## Paystar Models 5010, F5010, 5050, F5050, F5050SF, F5050SF-LW, 5070, F5070, F5070SF, F5070SF-LW, C05370, COF5370

### King Pin Kits

Axle Rating Lbs.	Axle Code/Year	Part Number/ Bushing Type	King Pin Size	Type	OEM Reference	Notes	
12000	FA139 (02139)	<b>E-4451B</b> Bronze	1.609" x 9.660"	B	399942C93		
	FA339 (02339)	<b>E-4451B</b> Bronze					
		<b>E-4462B</b> Bronze		A	493094C92		
		<b>E-4693B</b> Bronze		B	588808C91		Before 1981.
		<b>E-6875C</b> Composite			1658934C92		From 1981.
16000	FA136 (02136)	<b>E-4454B</b> Bronze	1.999" x 11.040"	B	303140C92	Meritor axle FH901.	
		<b>E-4454N</b> Nylon					
	FA231 (02231)	<b>E-4458B</b> Bronze	1.999" x 11.212"	474520C91	Meritor axle FH901 before 1981. Meritor axle FL931 from 1981. Meritor axle FL941 from Feb. 1981.		
		<b>E-4458C</b> Composite		597258C91			
16000, 18000, 20000	I160S (02ADH), I180S (02ADJ), I200S (02ADK)	<b>E-11785B</b> Bronze	2.046" x 11.00"	B	1685405C91		
18000	FA182 (02182)	<b>E-4454B</b> Bronze	1.999" x 11.040"	B	303140C92	Meritor axle FL901.	
		<b>E-4454N</b> Nylon					
	FA232 (02232), FA238 (02238)	<b>E-4458B</b> Bronze	1.999" x 11.212"	474520C91	Meritor axle FL931. Meritor axle FL941 from Feb. 1981.		
		<b>E-4458C</b> Composite		597258C91			
20000	FA183 (02183)	<b>E-4454B</b> Bronze	1.999" x 11.040"	B	303140C92	Meritor axle FL901.	
		<b>E-4454N</b> Nylon					
	FA233 (02233), FA239 (02239)	<b>E-4458B</b> Bronze	1.999" x 11.212"	474520C91	Meritor axle FL931. Meritor axle FL941 from Feb. 1981.		
		<b>E-4458C</b> Composite		597258C91			

## Paystar Models 5010, F5010, 5050, F5050, F5050SF, F5050SF-LW, 5070, F5070, F5070SF, F5070SF-LW, C05370, COF5370 (Continued)

Tie Rod Ends

Axle Rating Lbs.	Axle Code/Year	Part Number/ Location	Stud Center to Rod End	OEM Reference	Notes	
12000	FA136 (02136)	<b>E-4617</b> Curbside	5.75"	969056R91	Meritor axle FH901.	
		<b>E-4616</b> Roadside		969055R91		
	FA136 (02139), FA339 (02339)	<b>E-4631</b> Curbside	9.188"	507836C91	Greaseable type.	
		<b>E-4630</b> Roadside		507835C91		
1120 (02339)	<b>E-4631</b> Curbside	<b>E-4630</b> Roadside	1649638C91			
			1649637C91			
16000	FA136 (02136)	<b>E-4617</b> Curbside	5.75"	969056R91	Meritor axle FH901.	
		<b>E-4616</b> Roadside		969055R91		
	FA231 (02231)	<b>E-4629</b> Curbside	7.37"	486355C91	Meritor axle FH901 before 1981. Meritor axle FL931 from 1981.	
		<b>E-4628</b> Roadside		486354C91		
18000	FA182 (02182)	<b>E-4617</b> Curbside	5.75"	969056R91	Meritor axle FL901.	
		<b>E-4616</b> Roadside		969055R91		
	FA194 (02194)	<b>E-4619</b> Roadside		491665C91	Meritor axle FDS1807 to 7/27/82. 1.25"-12 RH thread.	
			<b>E-6858</b> Roadside	592872C91	Meritor axle FDS1807 to 7/27/82. 1.25"-18 RH thread.	
			<b>E-4642</b> Curbside	491666C91	Meritor axle FDS1807. 1.25"-16 RH thread.	
	FA232 (02232), FA238 (02238)	<b>E-4629</b> Curbside	<b>E-4628</b> Roadside	486355C91	Meritor axle FL931.	
				486354C91		
		<b>E-9879</b> Curbside	<b>E-9880</b> Roadside	590583C91	Meritor axle FL941 from Feb. 1981.	
590584C91						
21000	FA196 (02196) (02ERA)	<b>E-4619</b> Roadside	5.75"	491665C91	Meritor axle FDS1807 to 7/27/82. 1.25"-12 RH thread.	
		<b>E-6858</b> Roadside		592872C91		Meritor axle FDS1807 to 7/27/82. 1.25"-18 RH thread.
		<b>E-4642</b> Curbside		491666C91		

# NAVISTAR

## S-Series Heavy Duty Models 2275, F2275, 2276, F2276, 2375, F2375, 2524, F2524, 2554, F2554, 2574, F2574, 2575, F2575, 2624, F2624, 2654, F2654, 2674, F2674, 2675, F2675

### King Pin Kits

Axle Rating Lbs.	Axle Code/Year	Part Number/ Bushing Type	King Pin Size	Type	OEM Reference	Notes	
7000	FA97 (02097)	<b>E-4431B</b> Bronze	1.234" x 7.656"	A	61556R91		
9000	FA309 (02309)	<b>E-4463B</b> Bronze	1.609" x 9.160"	A	493095C91		
		<b>E-4697B</b> Bronze	1.609" x 9.160"	B	586809C91	Before August 1981.	
		<b>E-4693B</b> Bronze	1.609" x 9.660"	B	588808C91	From August 1981. Contains lubrication fittings.	
	I90 (02309)	<b>E-4697B</b> Bronze	1.609" x 9.160"	B	586809C91	From February 1981.	
10800	FA329 (02329)	<b>E-4451B</b> Bronze	1.609" x 9.660"	B	399942C93	Before August 1981.	
		<b>E-4693B</b> Bronze			588808C91	From August 1981. Contains lubrication fittings.	
				A	493094C92	From August 1981.	
	I108 (02329)	<b>E-4693B</b> Bronze		B	588808C91	Contains lubrication fittings.	
		<b>E-6875C</b> Composite			1658934C92		
12000	EFA12 (02250)	<b>E-4696B</b> Bronze	1.625" x 9.195"	A	ETN0806355		
		<b>E-4696C</b> Composite					
	FA226 (02226)	<b>E-4468B</b> Bronze	1.794" x 10.392"	B	549800C91	Meritor axles FF931, FF941.	
		<b>E-4694C</b> Composite			597556C91		
		<b>E-6199B</b> Bronze					
			<b>E-6199C</b> Composite			1665531C91	Meritor axles FF931, FF941.
	FA336 (02336), FA337 (02337)	<b>E-4693B</b> Bronze	1.609" x 9.660"		588808C91	Contains lubrication fittings.	
		<b>E-6875C</b> Composite			1658934C92		
	FA338 (02338)	<b>E-4693B</b> Bronze			588808C91	Contains lubrication fittings.	
	FA339 (02339)	<b>E-4451B</b> Bronze			399942C93	Before August 1981.	
<b>E-4693B</b> Bronze				588808C91	From August 1981. Contains lubrication fittings.		
	FA340 (02340)	<b>E-4462B</b> Bronze	1.609" x 9.660"	A	493094C92		
		<b>E-6875C</b> Composite	1.609" x 9.660"	B	1658934C92		
FF961 (02ARA)	<b>E-6199B</b> Bronze	1.794" x 10.392"					
	<b>E-6199C</b> Composite				1665531C91		
13200	FF942 (02227)	<b>E-4694C</b> Composite	1.794" x 10.392"	B	597556C91	Meritor axle FF942NX31.	
		<b>E-6199B</b> Bronze					
		<b>E-6199C</b> Composite				1665531C91	Meritor axle FF942NX609.
16000	FA231 (02231)	<b>E-4458B</b> Bronze	1.999" x 11.212"	B	474520C91	FH901, FL931 from August	
		<b>E-4458C</b> Composite			597258C91	1981. Meritor axle FL941.	
16000, 18000, 1160S (02ADH) 20000		<b>E-11785B</b> Bronze	2.046" x 11.00"	B	1685405C91		
18000	FA232 (02232)	<b>E-4458B</b> Bronze	1.999" x 11.212"	B	474520C91	Meritor axles FL931, FL941.	
		<b>E-4458C</b> Composite			597258C91		
20000	FA233 (02233)	<b>E-4458B</b> Bronze	1.999" x 11.212"	B	474520C91	Meritor axles FL931, FL941.	
		<b>E-4458C</b> Composite			597258C91		
24000	FA248 (02248)	<b>E-4462B</b> Bronze	1.609" x 9.660"	A	493094C92	To February 1981.	
		<b>E-6875C</b> Composite			B 1658934C92	From February 1981.	

## S-Series Heavy Duty Models 2275, F2275, 2276, F2276, 2375, F2375, 2524, F2524, 2554, F2554, 2574, F2574, 2575, F2575, 2624, F2624, 2654, F2654, 2674, F2674, 2675, F2675 (Continued)

### Tie Rod Ends

Axle Rating Lbs.	Axle Code/Year	Part Number/ Location	Stud Center to Rod End	OEM Reference	Notes
7000	FA97 (02097)	<b>E-4601</b> Curbside	3.875"	263499C91	
		<b>E-4600</b> Roadside		263498C91	
9000	FA309 (02309)	<b>E-4631</b> Curbside	9.188"	507836C91	Greaseable type.
		<b>E-4630</b> Roadside		507835C91	
	I90 (02309)	<b>E-4631</b> Curbside		1649638C91	
		<b>E-4630</b> Roadside		1649637C91	
10800	FA329 (02329), FA341 (02341)	<b>E-4631</b> Curbside	9.188"	507836C91	
		<b>E-4630</b> Roadside		507835C91	
	I108 (02329)	<b>E-4631</b> Curbside		1649638C91	
		<b>E-4630</b> Roadside		1649637C91	
12000	E1200I (02AED)	<b>E-10137</b> Curbside	6.00"	817019	
		<b>E-10138</b> Roadside		817018	
	EFA12 (02250)	<b>E-4615</b> Curbside	5.44"	507838C91	
		<b>E-4614</b> Roadside		507837C91	
	FA226 (02226)	<b>E-4615</b> Curbside		507838C91	Meritor axle FF931.
		<b>E-4614</b> Roadside		507837C91	
	FA336 (02336)	<b>E-5470</b> Curbside		506662C91	For dropped I-beam.
		<b>E-5469</b> Roadside		506661C91	
	FA337 (02337)	<b>E-4631</b> Curbside	9.188"	1649638C91	For straight I-beam.
		<b>E-4630</b> Roadside		1649637C91	
FA338 (02338)	<b>E-5470</b> Curbside	5.44"	506662C91	Drop-end type.	
	<b>E-5469</b> Roadside		506661C91		
FA339 (02339), FA340 (23040)	<b>E-4631</b> Curbside	9.188"	507836C91	Greaseable type.	
	<b>E-4630</b> Roadside		507835C91		
16000	FA231 (02231)	<b>E-4629</b> Curbside	7.37"	486355C91	Meritor axle FH901 to August 1981.
		<b>E-4628</b> Roadside		486354C91	Meritor axle FL931 from August 1981.
		<b>E-9879</b> Curbside		590583C91	Meritor axle FL941.
		<b>E-9880</b> Roadside		590584C91	
18000	FA232 (02232)	<b>E-4629</b> Curbside	7.37"	486355C91	Meritor axle FL931.
		<b>E-4628</b> Roadside		486354C91	
		<b>E-9879</b> Curbside		590583C91	Meritor axle FL941.
		<b>E-9880</b> Roadside		590584C91	
20000	FA233 (02233)	<b>E-4629</b> Curbside	7.37"	486355C91	Meritor axle FL931.
		<b>E-4628</b> Roadside		486354C91	
		<b>E-9879</b> Curbside		590583C91	Meritor axle FL941.
		<b>E-9880</b> Roadside		590584C91	
24000	FA248 (02248)	<b>E-4631</b> Curbside	9.188"	1649638C91	
		<b>E-4630</b> Roadside		1649637C91	



# NAVISTAR

## S-Series Heavy Duty Models 2275, F2275, 2276, F2276, 2375, F2375, 2524, F2524, 2554, F2554, 2574, F2574, 2575, F2575, 2624, F2624, 2654, F2654, 2674, F2674, 2675, F2675 (Continued)

### Drag Links

Axle Rating Lbs.	Axle Code/Year	Part Number	Stud Center to Stud Center	OEM Reference	Notes
		<b>E-6849</b>	5.50" Stud center to rod end	486807C91	End only. Use with E-6804, E-6878.
		<b>E-5390</b>	16.84"	489023C91	For steering code 05057.1600.
		<b>E-6804</b>	17.13"	493652C91	For steering codes 05344, exc. models F2624, F2654, F2674. Includes end 486807C91 (E-6849).
		<b>E-6878</b>	17.37"	490425C91	For steering codes 05337, 05338, exc. models 2624, F2624, 2654, F2654, 2674, F2674. Includes end 486407C91 (E-6849).
		<b>E-5366</b>	18.14"	480645C92	For steering codes 05057, 05058, 05171, 05318, 05319, 05332, 05333, 05334, 05335, 05336, 05339, 05342, exc. models F2624, F2625, F2654, F2674.

## S-Series Heavy Duty Models 2554, 2574, 2654, 2674 (Built 1989 and Later)

### King Pin Kits

Axle Rating Lbs.	Axle Code/Year	Part Number/ Bushing Type	King Pin Size	Type	OEM Reference	Notes
12000	FF961 (02ARA)	<b>E-6199C</b> Composite	1.794" x 10.392"	B	1665531C91	
13200	FA227 (02227)	<b>E-4468B</b> Bronze	1.794" x 10.392"	B	549800C91	
		<b>E-4694C</b> Composite			597556C91	
		<b>E-6199C</b> Composite			1665531C91	
	FF942 (02227)	<b>E-4694C</b> Composite	597556C91			
		<b>E-6199C</b> Composite	1665531C91			
16000, 18000, 20000	FA231 (02231),	<b>E-4458B</b> Bronze	1.999" x 11.212"	B	474520C91	
	FA232 (02232),					
	FA233 (02233),					
	FL941 (02231)					
		<b>E-4458C</b> Composite			597258C91	

## S-Series Heavy Duty Models 2275, F2275, 2276, F2276, 2375, F2375, 2524, F2524, 2554, F2554, 2574, F2574, 2575, F2575, 2624, F2624, 2654, F2654, 2674, F2674, 2675, F2675 (Continued)

### Tie Rod Ends

Axle Rating Lbs.	Axle Code/Year	Part Number/ Location	Stud Center to Rod End	OEM Reference	Notes
10000	I100S (02ADC)	<b>E-4615</b> Curbside	5.44"	507838C91	w/126"-225" WB.
		<b>E-4614</b> Roadside		507837C91	
		<b>E-4631</b> Curbside	9.188"	1649638C91	w/226"-280" WB.
		<b>E-4630</b> Roadside		1649637C91	
12000	I120S (02ADD)	<b>E-4631</b> Curbside	9.188"	1649638C91	w/226"-280" WB.
		<b>E-4630</b> Roadside		1649637C91	
	I120S (02ADD), FF961 (02ARA)	<b>E-4615</b> Curbside	5.44"	507838C91	w/126"-225" WB.
		<b>E-4614</b> Roadside		507837C91	
	I120S (02ADG)	<b>E-9952</b> Curbside	9.438"	1668410C91	
		<b>E-9951</b> Roadside		1668409C91	
13200	FA227, FF942 (02227)	<b>E-4615</b> Curbside	5.44"	507838C91	
		<b>E-4614</b> Roadside		507837C91	
14000	I140S (02ADE)	<b>E-4615</b> Curbside	5.44"	1668408C91	
		<b>E-4614</b> Roadside		1668407C91	
16000, 18000, 20000	FA231 (02231), FA232 (02232), FA233 (02233), FL941 (02231)	<b>E-9879</b> Curbside	7.37"	590583C91	
		<b>E-9880</b> Roadside		590584C91	

### Drag Links

Axle Rating Lbs.	Axle Code/Year	Part Number	Stud Center to Stud Center	OEM Reference	Notes
		<b>E-9911</b>	17.68"	1661437C92	Used on 05PTA, 05PRH (2500).
		<b>E-5366</b>	18.14"	480645C92	Used on 05PTB 2004 LH P/S.

# NAVISTAR

## S-Series Medium Duty Models 1624, 1654, 1658, 1723, 1724, 1753, 1754, 1758, 1823, 1824, 1853, 1854, 1858, 1924, F1924, 1925, 1954, F1954, 1955, 1958, 2125, F2125, 2155

### King Pin Kits

Axle Rating Lbs.	Axle Code/Year	Part Number/ Bushing Type	King Pin Size	Type	OEM Reference	Notes	
5000	FA71, I50 (02071)	<b>E-4460B</b> Bronze	1.359" x 7.968"	A	473695C91		
		<b>E-6198B</b> Bronze	1.359" x 7.970"	B	1660271C92		
6000	FA73, I60 (02073)	<b>E-4460B</b> Bronze	1.359" x 7.968"	A	473695C91		
		<b>E-6198B</b> Bronze	1.359" x 7.970"	B	1660271C92		
7500	FA101, I75 (02101)	<b>E-4460B</b> Bronze	1.359" x 7.968"	A	473695C91		
		<b>E-6198B</b> Bronze	1.359" x 7.970"	B	1660271C92		
8000	FA104, I80 (02104)	<b>E-4460B</b> Bronze	1.359" x 7.968"	A	473695C91		
		<b>E-6198B</b> Bronze	1.359" x 7.970"	B	1660271C92		
9000	FA109 (02109)	<b>E-4448B</b> Bronze	1.480" x 8.866"	B	408547C93		
		<b>E-4461B</b> Bronze	1.484" x 8.866"	A	493092C91		
	FA118 (02118)	<b>E-4451B</b> Bronze	1.609" x 9.660"	B	399942C93	Before 1981.	
		<b>E-4462B</b> Bronze		A	493094C92		
		<b>E-4693B</b> Bronze		B	588808C91	From 1981. Contains lubrication fittings.	
		<b>E-6875C</b> Composite			1658934C92		
	FA309, FA242 (02309)	<b>E-4463B</b> Bronze	1.609" x 9.160"	A	493095C91		
		<b>E-4697B</b> Bronze		B	586809C91		
	I90 (02309)	<b>E-4697B</b> Bronze					
		<b>E-6875C</b> Composite	1.609" x 9.660"		1658934C92		
<b>E-4451B</b> Bronze		1.609" x 9.660"	B	399942C93	Before 1981.		
10800	FA127 (02127)	<b>E-4462B</b> Bronze		A	493094C92		
		<b>E-4693B</b> Bronze		B	588808C91	From 1981. Contains lubrication fittings.	
		<b>E-6875C</b> Composite			1658934C92		
	FA329, FA337 (02329)	<b>E-4451B</b> Bronze			399942C93		
		<b>E-6875C</b> Composite			1658934C92		
	I108 (02329)	<b>E-4693B</b> Bronze			588808C91		
		<b>E-6875C</b> Composite			1658934C92		
		<b>E-4451B</b> Bronze	1.609" x 9.660"	B	399942C93	Before 1981.	
	12000	FA139 (02139)	<b>E-4462B</b> Bronze		A	493094C92	
			<b>E-4693B</b> Bronze		B	588808C91	From 1981. Contains lubrication fittings.
<b>E-6875C</b> Composite					1658934C92		
FA223 (02223)		<b>E-4468B</b> Bronze	1.794" x 10.392"		549800C91		
		<b>E-4694C</b> Composite			597556C91		
		<b>E-6199C</b> Composite			1665531C91		
FA226 (02226)		<b>E-4468B</b> Bronze			549800C91	Meritor axle FF941.	
		<b>E-4694C</b> Composite			597556C91		
		<b>E-6199C</b> Composite			1665531C91		
FA227 (02227)		<b>E-4468B</b> Bronze			549800C91	Meritor axle FF942.	
	<b>E-4694C</b> Composite			597556C91			
	<b>E-6199C</b> Composite			1665531C91			
FA339 (02339)	<b>E-4451B</b> Bronze	1.609" x 9.660"		399942C93			
	<b>E-6875C</b> Composite			1658934C92			
I120 (02339)	<b>E-4693B</b> Bronze			588808C91			
	<b>E-6875C</b> Composite			1658934C92			

## S-Series Medium Duty Models 1624, 1654, 1658, 1723, 1724, 1753, 1754, 1758, 1823, 1824, 1853, 1854, 1858, 1924, F1924, 1925, 1954, F1954, 1955, 1958, 2125, F2125, 2155 (Continued)

### King Pin Kits (Continued)

Axle Rating Lbs.	Axle Code/Year	Part Number/ Bushing Type	King Pin Size	Type	OEM Reference	Notes
13200	FA227 (02227)	E-4468B Bronze E-4694C Composite E-6199C Composite	1.794" x 10.392"	B	549800C91 597556C91 1665531C91	Meritor axles FF931, FF942.
14000	FA342 (02342)	E-4451B Bronze E-4693B Bronze E-6875C Composite	1.609" x 9.660"	B	399942C93 588808C91 1658934C92	Before 1981. From 1981. Contains lubrication fittings.
16000	FA231 (02231)	E-4458B Bronze E-4458C Composite	1.999" x 11.212"	B	474520C91 597258C91	Meritor axle FL941.
18000	FA232 (02232)	E-4458B Bronze E-4458C Composite	1.999" x 11.212"	B	474520C91 597258C91	Meritor axle FL941.
20000	FA233 (02233)	E-4458B Bronze E-4458C Composite	1.999" x 11.212"	B	474520C91 597258C91	Meritor axle FL941.

### Tie Rod Ends

Axle Rating Lbs.	Axle Code/Year	Part Number/ Location	Stud Center to Rod End	OEM Reference	Notes
5000	FA71, I50 (02071)	<b>E-4605</b> Curbside <b>E-4604</b> Roadside	4.438"	450062C91 450063C91	
6000	FA73, I60 (02073)	<b>E-4605</b> Curbside <b>E-4604</b> Roadside	4.438"	450062C91 450063C91	
7500	FA101, I75 (02101)	<b>E-4605</b> Curbside <b>E-4604</b> Roadside	4.438"	450062C91 450063C91	
8000	FA104, I80 (02104)	<b>E-4605</b> Curbside <b>E-4604</b> Roadside	4.438"	450062C91 450063C91	
9000	FA109 (02109)	<b>E-4615</b> Curbside <b>E-4614</b> Roadside <b>E-4631</b> Curbside <b>E-4630</b> Roadside	5.44" 9.188"	507838C91 507837C91 507836C91 507835C91	From February 1981, greaseable type. Greaseable type.
	FA118 (02118), FA309 (02309)	<b>E-4631</b> Curbside <b>E-4630</b> Roadside		507836C91 507835C91	
	I90 (02309)	<b>E-5470</b> Curbside <b>E-5469</b> Roadside <b>E-4631</b> Curbside <b>E-4630</b> Roadside <b>E-6136</b> Curbside <b>E-6135</b> Roadside	5.44" 9.188" 10.84"	506662C91 506661C91 1649638C91 1649637C91 1658947C91 1658946C91	Drop-end type. For straight I-beam. For dropped I-beam.
10800	FA127 (02127)	<b>E-4631</b> Curbside <b>E-4630</b> Roadside	9.188"	507836C91 507835C91	Greaseable type.
	FA329 (02329)	<b>E-4631</b> Curbside <b>E-4630</b> Roadside		507836C91 507835C91	
	FA337 (02329)	<b>E-4631</b> Curbside <b>E-4630</b> Roadside		1649638C91 1649637C91	For straight I-beam.
	I108 (02329)	<b>E-5470</b> Curbside <b>E-5469</b> Roadside <b>E-4631</b> Curbside <b>E-4630</b> Roadside <b>E-6136</b> Curbside <b>E-6135</b> Roadside	5.44" 9.188" 10.84"	506662C91 506661C91 1649638C91 1649637C91 1658947C91 1658946C91	Drop-end type. For straight I-beam. For dropped I-beam.

APPLICATION GUIDE (N-Z)

# NAVISTAR

## S-Series Medium Duty Models 1624, 1654, 1658, 1723, 1724, 1753, 1754, 1758, 1823, 1824, 1853, 1854, 1858, 1924, F1924, 1925, 1954, F1954, 1955, 1958, 2125, F2125, 2155 (Continued)

### Tie Rod Ends (Continued)

Axle Rating Lbs.	Axle Code/Year	Part Number/ Location	Stud Center to Rod End	OEM Reference	Notes
12000	FA139 (02139)	E-4631 Curbside	9.188"	507836C91	Greaseable type.
		E-4630 Roadside		507835C91	
	FA226 (02226)	E-4615 Curbside	5.44"	507838C91	Meritor axle FF941.
		E-4614 Roadside		507837C91	
	FA227 (02227)	E-4615 Curbside		507838C91	
		E-4614 Roadside		507837C91	
	FA228 (02228)	E-4615 Curbside		507838C91	
		E-4614 Roadside		507837C91	
	FA339 (02339)	E-4631 Curbside	9.188"	507836C91	Greaseable type.
		E-4630 Roadside		507835C91	
	I120 (02337) (02339)	E-5470 Curbside	5.44"	506662C91	Drop-end type.
		E-5469 Roadside		506661C91	
		E-4631 Curbside	9.188"	1649638C91	For straight I-beam.
		E-4630 Roadside		1649637C91	
E-6136 Curbside		10.84"	1658947C91	For dropped I-beam.	
E-6135 Roadside	1658946C91				
SDA12 (02EYB)	E-4611 Curbside	4.875"	110363R92	Front driving axle (02032, 02083).	
	E-4610 Roadside		110362R92		
13200	FA227 (02227)	E-4615 Curbside	5.44"	507838C91	Meritor axle FF942.
		E-4614 Roadside		507837C91	
	I132 (02342)	E-4631 Curbside	9.188"	1649638C91	For straight I-beam.
		E-4630 Roadside		1649637C91	
13500	I132 (02342)	E-6136 Curbside	10.84"	1658947C91	For dropped I-beam.
		E-6135 Roadside		1658946C91	
14000	FA342 (02342)	E-4631 Curbside	9.188"	507836C91	Greaseable type.
		E-4630 Roadside		507835C91	
16000	FA231 (02231)	E-9879 Curbside	7.37"	590583C91	Meritor axle FL931, FL941.
		E-9880 Roadside		590584C91	
		E-4629 Curbside		468355C91	Meritor axle FL941.
		E-4628 Roadside		486354C91	
18000	FA231 (02231)	E-9879 Curbside	7.37"	590583C91	Meritor axle FL931, FL941.
		E-9880 Roadside		590584C91	
		E-4629 Curbside		486355C91	Meritor axle FL941.
		E-4628 Roadside		486354C91	
20000	FA231 (02231)	E-9879 Curbside	7.37"	590583C91	Meritor axle FL931, FL941.
		E-9880 Roadside		590584C91	
		E-4629 Curbside		486355C91	Meritor axle FL941.
		E-4628 Roadside		486354C91	

APPLICATION GUIDE (N-Z)

## S-Series Medium Duty Models 1624, 1654, 1658, 1723, 1724, 1753, 1754, 1758, 1823, 1824, 1853, 1854, 1858, 1924, F1924, 1925, 1954, F1954, 1955, 1958, 2125, F2125, 2155 (Continued)

Drag Links

Axle Rating Lbs.	Axle Code/Year	Part Number	Stud Center to Stud Center	OEM Reference	Notes
5000	FA71 (02071)	<b>E-5390</b>	16.84"	489023C91	For steering codes 05165, 05345.
	I50 (02071)	<b>E-5390</b>			
6000	FA73 (02073)	<b>E-5390</b>	16.84"	489023C91	For steering codes 05165, 05345.
	I60 (02073)	<b>E-5390</b>			
7500	FA101 (02101)	<b>E-5390</b>	16.84"	489023C91	For steering codes 05057, 05345.
	I75 (02101)	<b>E-5390</b>			
8000	FA104, I80 (02104)	<b>E-5390</b>	16.84"	489023C91	
9000	FA109 (02109), FA118 (02118), FA309 (02309)	<b>E-5366</b>	18.14"	480645C92	For steering codes 05057, 05333, 05342.
	I90 (02309)	<b>E-5366</b>			
10800	FA127 (02127)	<b>E-5366</b>	18.14"	480645C92	For steering codes 05335 without flotation tires.
	FA329 (02329)	<b>E-5366</b>			For steering codes 05058, 05332, 05335 without flotation tires (exc. 1853FC model from 1981).
	I108 (02329)	<b>E-5366</b>			Exc. 1853FC model from 1981.
12000	FA139 (02139)	<b>E-5366</b>	18.14"	480645C92	For steering code 05335 without flotation tires before 1981 or for 2100 model from 1981.
	FA226 (02226)	<b>E-5366</b>			Meritor axles FF941, FF942. For code 05335.0004.
	FA339 (02339)	<b>E-5366</b>			For steering code 05335 without flotation tires (exc. 1853FC model from 1981).
	I120 (02329)	<b>E-5366</b>			For models without flotation tires from 1981 exc. 1853FC model.
14000	FA342 (02342)	<b>E-6804</b>	17.13"	486979C92	For codes 05298, 05337.

## Transtar 4070B, CO4070B, F4070B, COF4070B, 4170, F4170

King Pin Kits

Axle Rating Lbs.	Axle Code/Year	Part Number/ Bushing Type	King Pin Size	Type	OEM Reference	Notes	
10800	FA329 (02329)	<b>E-4451B</b> Bronze	1.609" x 9.660"	B	399942C93	Steel I-beam axle.	
		<b>E-4462B</b> Bronze		A	493094C92		
	FA341 (02341)	<b>E-4462B</b> Bronze					
12000	FA139 (02139)	<b>E-4451B</b> Bronze	1.609" x 9.660"	B	399942C93	Steel I-beam axle.	
	FA228 (02228)	<b>E-4450B</b> Bronze	1.794" x 10.410"		452344C91		
	FA339 (02339)	<b>E-4451B</b> Bronze	1.609" x 9.660"				399942C93
		<b>E-4462B</b> Bronze		A	493094C92		
	FA340 (02340)	<b>E-4462B</b> Bronze					
16000	FA136 (02136)	<b>E-4454B</b> Bronze	1.999" x 11.040"	B	303140C92	Meritor axle FH901.	
		<b>E-4454N</b> Nylon					
	FA231 (02231)	<b>E-4458B</b> Bronze	1.999" x 11.212"		474520C91		
		<b>E-4458C</b> Composite			597258C91		

# NAVISTAR

## Transtar 4070B, C04070B, F4070B, COF4070B, 4170, F4170 (Continued)

### Tie Rod Ends

Axle Rating Lbs.	Axle Code/Year	Part Number/ Location	Stud Center to Rod End	OEM Reference	Notes
10800	FA329 (02329), FA341 (02341)	<b>E-4631</b> Curbside	9.188"	507836C91	Greaseable type.
		<b>E-4630</b> Roadside		507835C91	
12000	FA139 (02139), FA339 (02339), FA340 (02340)	<b>E-4631</b> Curbside	9.188"	507836C91	Greaseable type.
		<b>E-4630</b> Roadside		507835C91	
	FA228 (02228)	<b>E-4615</b> Curbside	5.44"	438369C91	
		<b>E-4614</b> Roadside		438368C91	
16000	FA136 (02136)	<b>E-4617</b> Curbside	5.75"	969056R91	Meritor axle FH901.
		<b>E-4616</b> Roadside		969055R91	
	FA231 (02231)	<b>E-4629</b> Curbside	7.37"	486355C91	
		<b>E-4628</b> Roadside		486354C91	

### Drag Links

Axle Rating Lbs.	Axle Code/Year	Part Number	Stud Center to Stud Center	OEM Reference	Notes
10800, 12000, All 16000		<b>E-6808</b>	17.29"	453831C91	For steering codes 05331, 05293. Includes replaceable end.
16000	All	<b>E-4629</b>	7.37" Stud center to rod end	486355C91	End only. Use with E-6808.

## Transtar C04070A, COF4070A

### King Pin Kits

Axle Rating Lbs.	Axle Code/Year	Part Number/ Bushing Type	King Pin Size	Type	OEM Reference	Notes
12000	FA112 (02112)	<b>E-4449B</b> Bronze	1.607" x 8.740"	B	303138C92	Meritor axle FE970. Center point steering.
		<b>E-4451B</b> Bronze				
16000	FA136 (02136)	<b>E-4454B</b> Bronze	1.999" x 11.040"	B	303140C92	Meritor axle FH901.
		<b>E-4454N</b> Nylon				
18000	FA182 (02182)	<b>E-4454B</b> Bronze	1.999" x 11.040"	B	303140C92	Meritor axle FL901.
		<b>E-4454N</b> Nylon				

### Tie Rod Ends

Axle Rating Lbs.	Axle Code/Year	Part Number/ Location	Stud Center to Rod End	OEM Reference	Notes
12000	FA119 (02119)	<b>E-4631</b> Curbside	9.188"	377636C91	Greaseable type from 1970.
		<b>E-4630</b> Roadside		377635C91	
	FA139 (02139)	<b>E-4631</b> Curbside	507836C91	507835C91	Greaseable type.
		<b>E-4630</b> Roadside			
	FA215 (02215)	<b>E-4611</b> Curbside	4.875"	110363R92	
		<b>E-4610</b> Roadside		110362R92	
16000	FA136 (02136)	<b>E-4617</b> Curbside	5.75"	969056R91	Meritor axle FH901.
		<b>E-4616</b> Roadside		969055R91	
18000	FA182 (02182)	<b>E-4617</b> Curbside	5.75"	969056R91	Meritor axle FL901.
		<b>E-4616</b> Roadside		969055R91	

Axle Rating Lbs.	Axle Code/Year	Part Number/ Bushing Type	King Pin Size	Type	OEM Reference	Notes
10800	FA329 (02329)	<b>E-4451B</b> Bronze	1.609" x 9.660"	B	399942C93	
		<b>E-4462B</b> Bronze		A	493094C92	
	FA341 (02341)	<b>E-4462B</b> Bronze				
12000	FA112 (02112)	<b>E-4449B</b> Bronze	1.607" x 8.740"	B	303138C92	Meritor axle FE970. Center point steering.
	FA139 (02139), FA339 (02339)	<b>E-4451B</b> Bronze	1.609" x 9.660"		399942C93	
		<b>E-4462B</b> Bronze		A	493094C92	
	FA218 (02218)	<b>E-4442B</b> Bronze	1.794" x 9.120"	B	303139C92	Meritor axle FF941.
	FA223 (02223)	<b>E-4468B</b> Bronze	1.794" x 10.392"		549800C91	
		<b>E-4694C</b> Composite			597556C91	
	FA226 (02226)	<b>E-4468B</b> Bronze			549800C91	Meritor axle FF931.
		<b>E-4694C</b> Composite			597556C91	
	FA228 (02228)	<b>E-4450B</b> Bronze	1.794" x 10.410"		452344C91	Meritor axle FF921.
	FA234 (02234)	<b>E-4595B</b> Bronze	1.607" x 9.375"		577684C91	Meritor axle FF971. Center point steering.
FA340 (02340)	<b>E-4462B</b> Bronze	1.609" x 9.660"	A	493094C92	Steel axle.	
13200	FA227 (02227)	<b>E-4468B</b> Bronze	1.794" x 10.392"	B	549800C91	Meritor axle FF932.
		<b>E-4694C</b> Composite			597556C91	
16000	FA136 (02136)	<b>E-4454B</b> Bronze	1.999" x 11.040"	B	303140C92	Meritor axle FH901.
		<b>E-4454N</b> Nylon				
	FA231 (02231)	<b>E-4458B</b> Bronze	1.999" x 11.212"		474520C91	Meritor axle FH901 before 1981. Meritor axle FL931 from Aug. 1981.
	<b>E-4458C</b> Composite			597258C91		



# NAVISTAR

## Transtar Models 4200, F4200, 4300, F4300 (Continued)

### Tie Rod Ends


Axle Rating Lbs.	Axle Code/Year	Part Number/ Location	Stud Center to Rod End	OEM Reference	Notes
10800	FA329 (02329), FA341 (02341)	<b>E-4631</b> Curbside	9.188"	507836C91	Greaseable type.
		<b>E-4630</b> Roadside		507835C91	
12000	FA112 (02112)	<b>E-6848</b> Curbside	10.50"	894050R93	Meritor axle FE970.
		<b>E-6847</b> Roadside		894049R93	
	FA139 (02139), FA339 (02339), FA340 (02340)	<b>E-4631</b> Curbside	9.188"	507836C91	Greaseable type.
		<b>E-4630</b> Roadside		507835C91	
	FA218 (02218)	<b>E-4611</b> Curbside	4.875"	110363R92	
		<b>E-4610</b> Roadside		11036R92	
	FA223 (02223)	<b>E-4615</b> Curbside	5.44"	507838C91	Meritor axle FF941.
		<b>E-4614</b> Roadside		507837C91	
	FA224 (02224)	<b>E-4615</b> Curbside		507838C91	Meritor axle FF931A.
		<b>E-4614</b> Roadside		507837C91	
	FA226 (02226)	<b>E-4615</b> Curbside		507838C91	Meritor axle FF931.
		<b>E-4614</b> Roadside		507837C91	
	FA228 (02228)	<b>E-4615</b> Curbside		438369C91	Meritor axle FF921.
		<b>E-4614</b> Roadside		438368C91	
FA234 (02234)	<b>E-6848</b> Curbside	10.50"	577683C93	Meritor axle FF971.	
	<b>E-6847</b> Roadside		577682C91		
13200	FA227 (02227)	<b>E-4615</b> Curbside	5.44"	507838C91	Meritor axle FF932.
		<b>E-4614</b> Roadside		507837C91	
16000	FA136 (02136)	<b>E-4617</b> Curbside	5.75"	969056R91	Meritor axle FH901.
		<b>E-4616</b> Roadside		969055R91	
	FA231 (02231)	<b>E-4629</b> Curbside	7.37"	486355C91	Meritor axle FH901 before 1981. Meritor axle FL931 from 1981.
		<b>E-4628</b> Roadside		486354C91	

### Drag Links


Axle Rating Lbs.	Axle Code/Year	Part Number	Stud Center to Stud Center	OEM Reference	Notes
10800, 16000	All	<b>E-4629</b>	7.37" Stud center to rod end	486355C91	End only. Use with E-6808.
		<b>E-6808</b>	17.29"	453831C91	For steering codes 05331, 05293. Includes replaceable end.

INDEX


Model	Page
252, 282, 289, 300, 348, 352, 352H, 353, 359 .....	186
310, 320, 330, 357, 362, 372, 375, 376, 377, 378, 379, 385, 387 .....	187



ALUMINUM TILT CAB  
(282, 352, 352-H)



CONVENTIONAL  
(252, 289, 348, 353, 359)



LOW CAB FORWARD  
(300)

# PETERBILT

## 252, 282, 289, 300, 348, 352, 352H, 353, 359

### King Pin Kits

Axle Rating Lbs.	Axle Code/Year	Part Number/ Bushing Type	King Pin Size	Type	OEM Reference	Notes
12000	(FE900)	<b>E-4434B</b> Bronze	9.750"	D	KIT 144	Tapered pin.
		<b>E-4434N</b> Bronze, Nylon			KIT 123	
	(FE970)	<b>E-4449B</b> Bronze	1.607" x 8.740"	B	KIT 157	
	(FF901)	<b>E-4442B</b> Bronze	1.794" x 9.120"		KIT 172	
	(FF921)	<b>E-4450B</b> Bronze	1.794" x 10.410"		KIT 199	
	(FF931)	<b>E-4468B</b> Bronze	1.794" x 10.392"		KIT 195	
		<b>E-4694C</b> Composite		KIT 1307		
	(FF971)	<b>E-4595B</b> Bronze	1.607" x 9.375"		KIT 1300	
16000	(FH901)	<b>E-4454B</b> Bronze	1.999" x 11.040"	B	KIT 170	
		<b>E-4454N</b> Nylon			KIT 168	
	(FL931)	<b>E-4458B</b> Bronze	1.999" x 11.212"		KIT 198	
		<b>E-4458C</b> Composite		KIT 1312		
18000	(FL901)	<b>E-4454B</b> Bronze	1.999" x 11.040"	B	KIT 170	
		<b>E-4454N</b> Nylon			KIT 168	

### Tie Rod Ends

Axle Rating Lbs.	Axle Code/Year	Part Number/ Location	Stud Center to Rod End	OEM Reference	Notes	
12000	(FE900)	<b>E-4611</b> Curbside	4.875"	A3144R226		
		<b>E-4610</b> Roadside		A3144Q225		
	(FE970)	<b>E-4611</b> Curbside		A3144R226		
		<b>E-4610</b> Roadside		A3144Q225		
			<b>E-6848</b> Curbside	10.50"	A3144N534	Will retrofit older axles.
			<b>E-6847</b> Roadside		A3144M533	
	(FF901)		<b>E-4611</b> Curbside	4.875"	A3144R226	
			<b>E-4610</b> Roadside		A3144Q225	
			<b>E-4618</b> Curbside	5.75"	A3144D238	Anti-tilt seal type.
			<b>E-4619</b> Roadside		A3144C237	
			<b>E-4617</b> Curbside		A3144J296	Conventional seal type.
			<b>E-4616</b> Roadside		A3144K297	
	(FF921)		<b>E-4615</b> Curbside	5.44"	A3144D524	Greaseable type.
			<b>E-4614</b> Roadside		A3144E525	
	(FF931)		<b>E-4615</b> Curbside		A3144D524	
			<b>E-4614</b> Roadside		A3144E525	
(FF971)		<b>E-6848</b> Curbside	10.50"	A3144N534	Center point steering.	
		<b>E-6847</b> Roadside		A3144M533		
16000	(FH901)	<b>E-4617</b> Curbside	5.75"	A3144J296		
		<b>E-4616</b> Roadside		A3144K297		
	(FL931)	<b>E-4629</b> Curbside	7.37"	A3144F448		
		<b>E-4628</b> Roadside		A3144G449		
18000	(FL901)	<b>E-4617</b> Curbside	5.75"	A3144J296		
		<b>E-4616</b> Roadside		A3144K297		

### Drag Links

Axle Rating Lbs.	Axle Code/Year	Part Number	Stud Center to Stud Center	OEM Reference	Notes
All	All	<b>E-6818</b>	14.21"	10-02163	L24VU7050B12, DS1179, Rpl/10-2131.
		<b>E-6819</b>	31.69"	10-02260	L24VU7051B12, DS1180, Rpl/10-2132.

Axle Rating Lbs.	Axle Code/Year	Part Number/ Bushing Type	King Pin Size	Type	OEM Reference	Notes
11000	(FE900)	<b>E-4434B</b> Bronze	9.750"	D	KIT 144	Tapered pin.
		<b>E-4434N</b> Bronze, Nylon			KIT 123	
12000	(FE970)	<b>E-4449B</b> Bronze	1.607" x 8.740"	B	KIT 157	
	(FF901)	<b>E-4442B</b> Bronze	1.794" x 9.120"		KIT 172	
	(FF921)	<b>E-4450B</b> Bronze	1.794" x 10.410"		KIT 199	
	(FF931)	<b>E-4468B</b> Bronze	1.794" x 10.392"		KIT 195	
		<b>E-4694C</b> Composite			KIT 1307	
	(FF941), (FF942), (FF943), (FF944)	<b>E-4468B</b> Bronze			KIT 195	
		<b>E-4694C</b> Composite			KIT 1307	
	(FF961)	<b>E-6199B</b> Bronze			KIT 1315	
		<b>E-6199C</b> Composite				
		<b>E-6199C</b> Composite				
	(FF971)	<b>E-4595B</b> Bronze	1.607" x 9.375"		KIT 1300	
	EFA12F4		<b>E-4696B</b> Bronze		1.625" x 9.195"	
<b>E-4696C</b> Composite						
13200	EFA12F4	<b>E-4696B</b> Bronze	1.625" x 9.195"	A	806355	
		<b>E-4696C</b> Composite				
14600	(FG941)	<b>E-4695C</b> Composite	1.794" x 10.392"	B	KIT 1309	
		<b>E-6868B</b> Bronze			KIT 1310	
16000	(FH901)	<b>E-4454B</b> Bronze	1.999" x 11.040"	B	KIT 170	
		<b>E-4454N</b> Nylon			KIT 168	
16000, 18000	(FL931)	<b>E-4458B</b> Bronze	1.999" x 11.212"	B	KIT 198	
		<b>E-4458C</b> Composite			KIT 1312	
18000	(FL901)	<b>E-4454B</b> Bronze	1.999" x 11.040"	B	KIT 170	
		<b>E-4454N</b> Nylon			KIT 168	
18000, 20000	(FL941)	<b>E-4458B</b> Bronze	1.999" x 11.212"	B	KIT 198	
		<b>E-4458C</b> Composite			KIT 1312	
18000	EFA18F3	<b>E-6194B</b> Bronze	1.873" x 9.965"	A	1008500	
		<b>E-6194C</b> Composite				
36000	(FL941)	<b>E-4458B</b> Bronze	1.999" x 11.212"	B	KIT 198	Dual steer axle.
		<b>E-4458C</b> Composite			KIT 1312	

# PETERBILT

## 310, 320, 330, 357, 362, 372, 375, 376, 377, 378, 379, 385, 387 (Continued)

### Tie Rod Ends

Axle Rating Lbs.	Axle Code/Year	Part Number/ Location	Stud Center to Rod End	OEM Reference	Notes
11000	(FE900)	<b>E-4611</b> Curbside	4.875"	A3144R226	
		<b>E-4610</b> Roadside		A3144Q225	
		<b>E-4617</b> Curbside	5.75"	A3144J296	
		<b>E-4616</b> Roadside		A3144K297	
12000	(FE970)	<b>E-4611</b> Curbside	4.875"	A3144R226	
		<b>E-4610</b> Roadside		A3144Q225	
		<b>E-4617</b> Curbside	5.75"	A3144J296	
		<b>E-4616</b> Roadside		A3144K297	
		<b>E-6848</b> Curbside	10.50"	A3144N534	Will retrofit older axles.
		<b>E-6847</b> Roadside		A3144M533	
	(FF901)	<b>E-4611</b> Curbside	4.875"	A3144R226	
		<b>E-4610</b> Roadside		A3144Q225	
		<b>E-4618</b> Curbside	5.75"	A3144D238	Anti-tilt seal type.
		<b>E-4619</b> Roadside		A3144C237	
		<b>E-4617</b> Curbside		A3144J296	Conventional seal type.
		<b>E-4616</b> Roadside		A3144K297	
	(FF921)	<b>E-4615</b> Curbside	5.44"	A3144D524	Greaseable type.
		<b>E-4614</b> Roadside		A3144E525	
	(FF931)	<b>E-4615</b> Curbside		A3144D524	
		<b>E-4614</b> Roadside		A3144E525	
	(FF941), (FF942), (FF943), (FF944)	<b>E-4615</b> Curbside		A3144D524	
		<b>E-4614</b> Roadside		A3144E525	
	(FF961)	<b>E-4615</b> Curbside		A3144D524	
		<b>E-4614</b> Roadside		A3144E525	
	(FF971)	<b>E-6848</b> Curbside	10.50"	A3144N534	Center point steering.
		<b>E-6847</b> Roadside		A3144M533	
	E1200I	<b>E-10137</b> Curbside	6.00"	817019	
		<b>E-10138</b> Roadside		817018	
12000, 13200	EFA12F4	<b>E-4615</b> Curbside	5.44"	1006148	
		<b>E-4614</b> Roadside		1006149	
		<b>E-8758</b> Curbside	8.125"	1009010	
		<b>E-8757</b> Roadside		1009009	
14600	(FG941)	<b>E-4615</b> Curbside	5.44"	A3144D524	Greaseable type.
		<b>E-4614</b> Roadside		A3144E525	
16000	(FH901)	<b>E-4617</b> Curbside	5.75"	A3144J296	
		<b>E-4616</b> Roadside		A3144K297	
16000, 18000	(FL931)	<b>E-4617</b> Curbside	5.75"	A3144J296	
		<b>E-4616</b> Roadside		A3144K297	
		<b>E-4629</b> Curbside	7.37"	A3144F448	
		<b>E-4628</b> Roadside		A3144G449	
		<b>E-6856</b> Curbside	12.688"	A3144V438	
		<b>E-6857</b> Roadside		A3144U437	
18000	(FL901)	<b>E-4617</b> Curbside	5.75"	A3144J296	
		<b>E-4616</b> Roadside		A3144K297	

**310, 320, 330, 357, 362, 372, 375, 376, 377, 378, 379, 385, 387 (Continued)**

**Tie Rod Ends (Continued)**


Axle Rating Lbs.	Axle Code/Year	Part Number/ Location	Stud Center to Rod End	OEM Reference	Notes
18000, 20000	(FL941)	<b>E-4617</b> Curbside	5.75"	A3144J296	
		<b>E-4616</b> Roadside		A3144K297	
		<b>E-4629</b> Curbside	7.37"	A3144F448	
		<b>E-4628</b> Roadside		A3144G449	
		<b>E-6856</b> Curbside	12.688"	A3144U437	
		<b>E-6857</b> Roadside		A3144V438	
18000	EFA18F3	<b>E-4629</b> Curbside	7.37"	820695	
		<b>E-4628</b> Roadside		820694	
36000	(FL941)	<b>E-4617</b> Curbside	5.75"	A3144J296	Dual steer axle.
		<b>E-4616</b> Roadside		A3144K297	
		<b>E-4629</b> Curbside	7.37"	A3144F448	
		<b>E-4628</b> Roadside		A3144G449	
		<b>E-6856</b> Curbside	12.688"	A3144U437	
		<b>E-6857</b> Roadside		A3144V438	

**Drag Links**

Axle Rating Lbs.	Axle Code/Year	Part Number	Stud Center to Stud Center	OEM Reference	Notes
All	All	<b>E-6818</b>	14.21"	1002163	L24VU7050B12, DS1179, Rpl/10-2131.
		<b>E-6819</b>	31.69"	1002260	

## INDEX

Model	Page	Model	Page
AC Series .....	191	FE42, FE42T, FE64 Series.....	193
ACL Series .....	191	WG Series .....	194
AERO Series.....	192	WHR, WIL, WIA, Series .....	194
Autohailer Tractors.....	193	XPEDITOR.....	195



ROAD XPEDITOR 2

# VOLVO

## AC Series

### King Pin Kits

Axle Rating Lbs.	Axle Code/Year	Part Number/ Bushing Type	King Pin Size	Type	OEM Reference	Notes
12000	FF961	<b>E-6199B</b> Bronze <b>E-6199C</b> Composite	1.794" x 10.392"	B	KIT 1315	
14000	VF14	<b>E-10166N</b> Nylon	9.875"	F	3090266	Tapered pin.
16000, 18000, 20000	FL941	<b>E-4458B</b> Bronze <b>E-4458C</b> Composite	1.999" x 11.212"	B	KIT 198 KIT 1312	
18000	VF18	<b>E-10166N</b> Nylon	9.875"	F	3090266	Tapered pin.

### Tie Rod Ends

Axle Rating Lbs.	Axle Code/Year	Part Number/ Location	Stud Center to Rod End	OEM Reference	Notes
12000	FF961	<b>E-4615</b> Curbside <b>E-4614</b> Roadside	5.44"	37024-0005 37024-0004	
14000	VF14	<b>E-10163</b> Curbside <b>E-10164</b> Roadside	4.72"	1698847 1698846	
16000, 18000, 20000	FL941	<b>E-4617</b> Curbside <b>E-4616</b> Roadside <b>E-4629</b> Curbside <b>E-4628</b> Roadside <b>E-6856</b> Curbside <b>E-6857</b> Roadside	5.75" 7.37" 12.688"	A3144J296 A3144K297 37024-5002 37024-5001 A3144D550 A3144C549	
18000	VF18	<b>E-10163</b> Curbside <b>E-10164</b> Roadside	4.72"	1698847 1698846	

### ACL Series

#### King Pin Kits

Axle Rating Lbs.	Axle Code/Year	Part Number/ Bushing Type	King Pin Size	Type	OEM Reference	Notes
12000	FF961	<b>E-6199C</b> Composite	1.794" x 10.392"	B	KIT 1315	
	VF12	<b>E-10165N</b> Nylon	8.69"	F	3130711	Tapered pin.
12500	VF12.5	<b>E-10165N</b> Nylon	8.69"	F	3130711	Tapered pin.
14000	VF14	<b>E-10166N</b> Nylon	9.875"	F	3090266	Tapered pin.
14600	FG941	<b>E-4695C</b> Composite <b>E-6868B</b> Bronze	1.794" x 10.392"	B	KIT 1309 KIT 1310	
16000, 18000, 20000	FL941	<b>E-4458B</b> Bronze <b>E-4458C</b> Composite	1.999" x 11.212"	B	KIT 198 KIT 1312	
18000	VF18	<b>E-10166N</b> Nylon	9.875"	F	3090266	All wheel drive. Tapered pin.



# VOLVO

## ACL Series (Continued)

### Tie Rod Ends

Axle Rating Lbs.	Axle Code/Year	Part Number/ Location	Stud Center to Rod End	OEM Reference	Notes
12000, 14600	FF961, FG941	<b>E-4615</b> Curbside	5.44"	37024-0005	
		<b>E-4614</b> Roadside		37024-0004	
12000	VF12	<b>E-10163</b> Curbside	4.72"	1698847	
		<b>E-10164</b> Roadside		1698846	
12500	VF12.5	<b>E-10163</b> Curbside	4.72"	1698847	
		<b>E-10164</b> Roadside		1698846	
14000	VF14	<b>E-10163</b> Curbside	4.72"	1698847	
		<b>E-10164</b> Roadside		1698846	
16000, 18000, 20000	FL941	<b>E-4617</b> Curbside	5.75"	A3144J296	
		<b>E-4616</b> Roadside		A3144K297	
		<b>E-4629</b> Curbside	7.37"	37024-5002	
		<b>E-4628</b> Roadside		37024-5001	
		<b>E-6856</b> Curbside	12.688"	A3144D550	
<b>E-6857</b> Roadside	A3144C549				
18000	VF18	<b>E-10163</b> Curbside	4.72"	1698847	
		<b>E-10164</b> Roadside		1698846	

## AERO Series

### King Pin Kits

Axle Rating Lbs.	Axle Code/Year	Part Number/ Bushing Type	King Pin Size	Type	OEM Reference	Notes
12000	EFA-12F4	<b>E-4696B</b> Bronze	1.625" x 9.195"	A		
		<b>E-4696C</b> Composite			806355	
	FF943	<b>E-4468B</b> Bronze	1.794" x 10.392"	B	KIT 195	
		<b>E-4694C</b> Composite			KIT 1307	
	FF961	<b>E-6199B</b> Bronze				
<b>E-6199C</b> Composite				KIT 1315		
	VF12	<b>E-10165N</b> Nylon	9.00"	F	3130711	Tapered pin.
14600	FG943	<b>E-4695C</b> Composite	1.794" x 10.392"	B	KIT 1309	
		<b>E-6868B</b> Bronze			KIT 1310	
16500	VF16	<b>E-10166N</b> Nylon	9.875"	F	3090266	Tapered pin.

### Tie Rod Ends

Axle Rating Lbs.	Axle Code/Year	Part Number/ Location	Stud Center to Rod End	OEM Reference	Notes
12000	EFA-12F4	<b>E-4615</b> Curbside	5.44"	1006148/37024-0004	
		<b>E-4614</b> Roadside		1006149/37024-0005	
		<b>E-8758</b> Curbside	8.125"	1009010	
		<b>E-8757</b> Roadside		1009009	
12000, 14600	FF943, FF961, FG943	<b>E-4615</b> Curbside	5.44"	1006148/37024-0004	
		<b>E-4614</b> Roadside		1006149/37024-0005	
12000	VF12	<b>E-10163</b> Curbside	4.72"	1698847	
		<b>E-10164</b> Roadside		1698846	
16500	VF16	<b>E-10163</b> Curbside	4.72"	1698847	
		<b>E-10164</b> Roadside		1698846	

# VOLVO

## Autohailer Tractors

### King Pin Kits

Axle Rating Lbs.	Axle Code/Year	Part Number/ Bushing Type	King Pin Size	Type	OEM Reference	Notes
12000	EFA-12F4, E-1200I	<b>E-4696B</b> Bronze	1.625" x 9.195"	A	806355	
		<b>E-4696C</b> Composite				
	FF943	<b>E-4468B</b> Bronze	1.794" x 10.392"	B	KIT 195	KIT 1307
		<b>E-4694C</b> Composite				
	FF961	<b>E-6199B</b> Bronze				KIT 1315
		<b>E-6199C</b> Composite				
14600	FG943	<b>E-4695C</b> Composite	1.794" x 10.392"	B	KIT 1309	
		<b>E-6868B</b> Bronze				

### Tie Rod Ends

Axle Rating Lbs.	Axle Code/Year	Part Number/ Location	Stud Center to Rod End	OEM Reference	Notes
12000	E1200I	<b>E-10137</b> Curbside	6.00"	817019	
		<b>E-10138</b> Roadside		817018	
	EFA-12F4	<b>E-4615</b> Curbside	5.44"	1006148	
		<b>E-4614</b> Roadside		1006149	
		<b>E-8758</b> Curbside		1009010	
		<b>E-8757</b> Roadside		1009009	
12000, 14600	FF943, FF961, FG943	<b>E-4615</b> Curbside	5.44"	37024-0004	
		<b>E-4614</b> Roadside		37024-0005	
12000	VF12	<b>E-10163</b> Curbside	4.72"	1698847	
		<b>E-10164</b> Roadside		1698846	
12500	VF12.5	<b>E-10163</b> Curbside	4.72"	1698847	
		<b>E-10164</b> Roadside		1698846	
14000	VF14	<b>E-10163</b> Curbside	4.72"	1698847	
		<b>E-10164</b> Roadside		1698846	

## FE42, FE42T, FE64 Series

### King Pin Kits

Axle Rating Lbs.	Axle Code/Year	Part Number/ Bushing Type	King Pin Size	Type	OEM Reference	Notes
10000	VF10	<b>E-10165N</b> Nylon	9.00"	F	3130711	Tapered pin.
12000	VF12	<b>E-10165N</b> Nylon	9.00"	F	3130711	Tapered pin.
12500	VF12.5	<b>E-10166N</b> Nylon	9.875"	F	3090266	Tapered pin.
14000	VF14	<b>E-10166N</b> Nylon	9.875"	F	3090266	Tapered pin.
16500	VF16	<b>E-10166N</b> Nylon	9.875"	F	3090266	All wheel drive. Tapered pin.

### Tie Rod Ends

Axle Rating Lbs.	Axle Code/Year	Part Number/ Location	Stud Center to Rod End	OEM Reference	Notes
10000	VF10	<b>E-10163</b> Curbside	4.72"	1698847	
		<b>E-10164</b> Roadside		1698846	
12000	VF12	<b>E-10163</b> Curbside	4.72"	1698847	
		<b>E-10164</b> Roadside		1698846	
12500	VF12.5	<b>E-10163</b> Curbside	4.72"	1698847	
		<b>E-10164</b> Roadside		1698846	
14000	VF14	<b>E-10163</b> Curbside	4.72"	1698847	
		<b>E-10164</b> Roadside		1698846	
16500	VF16	<b>E-10163</b> Curbside	4.72"	1698847	
		<b>E-10164</b> Roadside		1698846	

# VOLVO

## WG Series

### King Pin Kits

Axle Rating Lbs.	Axle Code/Year	Part Number/ Bushing Type	King Pin Size	Type	OEM Reference	Notes
12000	EFA-12F4	<b>E-4696B</b> Bronze	1.625" x 9.195"	A	806355	
		<b>E-4696C</b> Composite				
	FF943	<b>E-4468B</b> Bronze	1.794" x 10.392"	B	KIT 195	
		<b>E-4694C</b> Composite				
	FF961	<b>E-6199B</b> Bronze				KIT 1315
		<b>E-6199C</b> Composite				
12000, 14600	FG943	<b>E-4695C</b> Composite	1.794" x 10.392"	B	KIT 1309	
		<b>E-6868B</b> Bronze				
12000	VF12	<b>E-10165N</b> Nylon	9.00"	F	3130711	Tapered pin.
12500	VF12.5	<b>E-10165N</b> Nylon	9.00"	F	3130711	Tapered pin.
14000	VF14	<b>E-10166N</b> Nylon	9.875"	F	3090266	Tapered pin.
16000	VF16	<b>E-10166N</b> Nylon	9.875"	F	3090266	Tapered pin.
18000	VF18	<b>E-10166N</b> Nylon	9.875"	F	3090266	Tapered pin.
20000	FL941	<b>E-4458B</b> Bronze	1.999" x 11.212"	B	KIT 198	
		<b>E-4458C</b> Composite				

### Tie Rod Ends

Axle Rating Lbs.	Axle Code/Year	Part Number/ Location	Stud Center to Rod End	OEM Reference	Notes
12000	EFA-12F4	<b>E-4615</b> Curbside	5.44"	1006148/37024-0004	
		<b>E-4614</b> Roadside			
		<b>E-8758</b> Curbside	8.125"	1009010	
		<b>E-8757</b> Roadside			
12000, 14600	FF961, FG943	<b>E-4615</b> Curbside	5.44"	1006148/37024-0004	
		<b>E-4614</b> Roadside			
12000	VF12	<b>E-10163</b> Curbside	4.72"	1698847	
		<b>E-10164</b> Roadside			
16000, 18000, 20000	FL941, FL943	<b>E-4617</b> Curbside	5.75"	A3144J296	
		<b>E-4616</b> Roadside			
		<b>E-4629</b> Curbside	7.37"	37024-5002	
		<b>E-4628</b> Roadside			
		<b>E-6856</b> Curbside	12.688"	A3144D550	
<b>E-6857</b> Roadside					

## WHR, WIL, WIA, Series

### King Pin Kits

Axle Rating Lbs.	Axle Code/Year	Part Number/ Bushing Type	King Pin Size	Type	OEM Reference	Notes
12000	EFA-12F4	<b>E-4696B</b> Bronze	1.625" x 9.195"	A	806355	
		<b>E-4696C</b> Composite				
	FF943	<b>E-4468B</b> Bronze	1.794" x 10.392"	B	KIT 195	
		<b>E-4694C</b> Composite				
	FF961	<b>E-6199C</b> Composite				KIT 1315
14600	FG943	<b>E-4695C</b> Composite	1.794" x 10.392"	B	KIT 1309	
		<b>E-6868B</b> Bronze				

# VOLVO

## WHR, WIL, WIA, Series (Continued)

### Tie Rod Ends

Axle Rating Lbs.	Axle Code/Year	Part Number/ Location	Stud Center to Rod End	OEM Reference	Notes
12000	EFA-12F4	<b>E-4615</b> Curbside	5.44"	1006148/37024-0004	
		<b>E-4614</b> Roadside		1006149/37024-0005	
		<b>E-8758</b> Curbside	8.125"	1009010	
		<b>E-8757</b> Roadside		1009009	
12000, 14600	FF943, FF961, FG943	<b>E-4615</b> Curbside	5.44"	1006148/37024-0004	
		<b>E-4614</b> Roadside		1006149/37024-0005	

### XPEDITOR

#### King Pin Kits

Axle Rating Lbs.	Axle Code/Year	Part Number/ Bushing Type	King Pin Size	Type	OEM Reference	Notes
12000	FF943	<b>E-4468B</b> Bronze	1.794" x 10.392"	B	KIT 195	
		<b>E-4694C</b> Composite			KIT 1307	
14000	VF14	<b>E-10166N</b> Nylon	9.875"	F	3090266	Tapered pin.
14600	FG943	<b>E-4695C</b> Composite	1.794" x 10.392"	B	KIT 1309	
		<b>E-6868B</b> Bronze			KIT 1310	
16000, 18000, 20000	FL941, FL943	<b>E-4458B</b> Bronze	1.999" x 11.212"	B	KIT 198	
		<b>E-4458C</b> Composite			KIT 1312	
18000	VF18	<b>E-10166N</b> Nylon	9.875"	F	3090266	Tapered pin.


### Tie Rod Ends

Axle Rating Lbs.	Axle Code/Year	Part Number/ Location	Stud Center to Rod End	OEM Reference	Notes
12000, 14600	FF943, FG943	<b>E-4615</b> Curbside	5.44"	1006148/37024-0004	
		<b>E-4614</b> Roadside		1006149/37024-0005	
14000	VF14	<b>E-10163</b> Curbside	4.72"	1698847	
		<b>E-10164</b> Roadside		1698846	
16000, 18000, 20000	FL941, FL943	<b>E-4617</b> Curbside	5.75"	A3144J296	
		<b>E-4616</b> Roadside		A3144K297	
		<b>E-4629</b> Curbside	7.37"	37024-5002	
		<b>E-4628</b> Roadside		37024-5001	
		<b>E-6856</b> Curbside	12.688"	A3144D550	
		<b>E-6857</b> Roadside		A3144C549	
18000	VF18	<b>E-10163</b> Curbside	4.72"	1698847	
		<b>E-10164</b> Roadside		1698846	


### Drag Links

Axle Rating Lbs.	Axle Code/Year	Part Number	Stud Center to Stud Center	OEM Reference	Notes
All		<b>E-5402</b>	5.75" Stud center to rod end	02-7092963	Drag link end. Use w/E-6806 – RH thread.
		<b>E-6806</b>		18.38"	38905-0001

	Model	Page
All.....		197



WESTERN STAR COE



WESTERN STAR CONVENTIONAL

Axle Rating Lbs.	Axle Code/Year	Part Number/ Bushing Type	King Pin Size	Type	OEM Reference	Notes
12000	EFA-12F4	<b>E-4696B</b> Bronze	1.625" x 9.195"	A	806355	
		<b>E-4696C</b> Composite				
	FF961	<b>E-6199B</b> Bronze	1.794" x 10.392"	B	KIT 1315	
		<b>E-6199C</b> Composite				
14600	FG941	<b>E-4695C</b> Composite	1.794" x 10.392"	B	KIT 1309	
		<b>E-6868B</b> Bronze				
16000, 18000, 20000	FL941	<b>E-4458B</b> Bronze	1.999" x 11.212"	B	KIT 198	
		<b>E-4458C</b> Composite				

## Tie Rod Ends

Axle Rating Lbs.	Axle Code/Year	Part Number/ Location	Stud Center to Rod End	OEM Reference	Notes
12000	EFA-12F4	<b>E-4615</b> Curbside	5.44"	1006148	
		<b>E-4614</b> Roadside		1006149	
		<b>E-8758</b> Curbside	8.125"	1009010	
		<b>E-8757</b> Roadside		1009009	
14600	FF961, FG941	<b>E-4615</b> Curbside	5.44"	1006148	
		<b>E-4614</b> Roadside		1006149	
16000, 18000, 20000	FL941	<b>E-4617</b> Curbside	5.75"	A3144J296	
		<b>E-4616</b> Roadside		A3144K297	
		<b>E-4629</b> Curbside	7.37"	A3144F448	
		<b>E-4628</b> Roadside		A3144G449	
		<b>E-6856</b> Curbside	12.688"	A3144D550	
<b>E-6857</b> Roadside	A3144C549				

	<b>Model</b>	<b>Page</b>
All.....		199


Axle Rating Lbs.	Axle Code/Year	Part Number/ Bushing Type	King Pin Size	Type	OEM Reference	Notes
13200, 14600	F3W-1200, F5W-1200, F6W-1200	<b>E-4451B</b> Bronze	1.609" x 9.660"	B	216446	
		<b>E-4470B</b> Bronze	1.810" x 10.531"	A	217175	
		<b>E-4471B</b> Bronze			37090-5005	
16000	F3W-1600, F6W-1600	<b>E-4471B</b> Bronze	1.810" x 10.531"	A	37090-4405	Western Star (WS-16 Axle)

## Tie Rod Ends


Axle Rating Lbs.	Axle Code/Year	Part Number/ Location	Stud Center to Rod End	OEM Reference	Notes
9000	F3W-1200, F5W-0900, F5W-1200, F6W-1200	<b>E-4615</b> Curbside	5.44"	37025-0005	
		<b>E-4614</b> Roadside		37025-0004	
13200, 14600, 16000	F3W-1400, F5W-1400, F6W-1400, WS-16	<b>E-4616</b> Roadside	5.75"	143640-004	Western Star (WS-16 Axle) 839307B
		<b>E-4617</b> Curbside		143640-005	Western Star (WS-16 Axle) 839308B




Model	Page
FDS1805FWD, FDS1807FWD.....	201
RB2-42T, RC2-42T, RX2-42T, RB2-64T, RC2-64T, RX2-64T, 4842, 4864, 4942, 4964.....	201
RBW-42T, RCS-42T, WSH-42T, RBW-64T, RCW-64T, WSH-64T.....	201
WFC-12042T, WFC-12064, WFC-12064T.....	202
WFP-6342T, WFT-6342T, WFP-6364, WFP-6364T, WFT-6364, WFP-6364T, WFP-7564T, WFT-7564T, WFT-8164T, WFT-9664T.....	203
White Axles.....	204



ROAD XPEDITOR 2



ROAD BOSS 2



ROAD COMMANDER 2

# WHITE

## FDS1805FWD, FDS1807FWD

### Tie Rod Ends

Axle Rating Lbs.	Axle Code/Year	Part Number/ Location	Stud Center to Rod End	OEM Reference	Notes
18000		<b>E-4619</b> Roadside	5.75"	A3144C237	Front drive axle. 1.25"-12 RH thread.
		<b>E-4642</b> Curbside		A1-3144F370	Front drive axle. 1.25"-16 RH thread.
		<b>E-6858</b> Roadside		A3144E551	Front drive axle. 1.25"-18 RH thread.

## RB2-42T, RC2-42T, RX2-42T, RB2-64T, RC2-64T, RX2-64T, 4842, 4864, 4942, 4964

### King Pin Kits

Axle Rating Lbs.	Axle Code/Year	Part Number/ Bushing Type	King Pin Size	Type	OEM Reference	Notes
12000	F6W-1200	<b>E-4471B</b> Bronze	1.810" x 10.531"	A	37090-5005	Thrust bearing O.D. is 3.365".
	FF933	<b>E-4468B</b> Bronze	1.794" x 10.392"	B	KIT 195	
		<b>E-4694C</b> Composite			KIT 1307	
14000	F6W-1400	<b>E-4470B</b> Bronze	1.810" x 10.531"	A	217175	
20000	FL931	<b>E-4458B</b> Bronze	1.999" x 11.212"	B	KIT 198	
		<b>E-4458C</b> Composite			KIT 1312	

### Tie Rod Ends

Axle Rating Lbs.	Axle Code/Year	Part Number/ Location	Stud Center to Rod End	OEM Reference	Notes
12000	F6W-1200, FF933	<b>E-4615</b> Curbside	5.44"	37024-0005	
		<b>E-4614</b> Roadside		37024-0004	
14000	F6W-1400	<b>E-4617</b> Curbside	5.75"	839307B	
		<b>E-4616</b> Roadside		839308B	
20000	FL931	<b>E-4617</b> Curbside	5.75"	839307B	
		<b>E-4616</b> Roadside		839308B	
		<b>E-4629</b> Curbside	7.37"	37024-5002	
		<b>E-4628</b> Roadside		37024-5001	
		<b>E-6856</b> Curbside	12.688"	A3144D550	
	<b>E-6857</b> Roadside		A3144C549		

### Drag Links

Axle Rating Lbs.	Axle Code/Year	Part Number	Stud Center to Stud Center	OEM Reference	Notes
		<b>E-5391</b>	5.75" Stud center to rod end	02-7092962	Drag link end. Use w/E-6806 - LH thread.
		<b>E-5402</b>		02-7092963	Drag link end. Use w/E-6806 - RH thread.
		<b>E-6806</b>	18.38"	38905-0001	

## RBW-42T, RCS-42T, WSH-42T, RBW-64T, RCW-64T, WSH-64T

### King Pin Kits

Axle Rating Lbs.	Axle Code/Year	Part Number/ Bushing Type	King Pin Size	Type	OEM Reference	Notes
12000	F3W-1200	<b>E-4471B</b> Bronze	1.810" x 10.531"	A	37090-5005	
	FF931	<b>E-4468B</b> Bronze	1.794" x 10.392"	B	KIT 195	
		<b>E-4694C</b> Composite			KIT 1307	
	FF933	<b>E-4468B</b> Bronze			KIT 195	
<b>E-4694C</b> Composite				KIT 1307		
14000	F3W-1400	<b>E-4470B</b> Bronze	1.810" x 10.531"	A	217175	

# WHITE

## RBW-42T, RCS-42T, WSH-42T, RBW-64T, RCW-64T, WSH-64T (Continued)

### Tie Rod Ends

Axle Rating Lbs.	Axle Code/Year	Part Number/ Location	Stud Center to Rod End	OEM Reference	Notes
12000	F3W-1200, FF931	<b>E-4615</b> Curbside	5.44"	37024-0005	
		<b>E-4614</b> Roadside		37024-0004	
	FF933	<b>E-4615</b> Curbside		37024-0005	
		<b>E-4614</b> Roadside		37024-0004	
14000	F3W-1400	<b>E-4617</b> Curbside	5.75"	839307B	
		<b>E-4616</b> Roadside		839308B	

### Drag Links

Axle Rating Lbs.	Axle Code/Year	Part Number	Stud Center to Stud Center	OEM Reference	Notes
		<b>E-5391</b>	5.75" Stud center to rod end	02-7092962	Drag link end. Use w/E-6806 - LH thread.
		<b>E-5402</b>		02-7092963	
		<b>E-6806</b>	18.38"	38905-0001	

## WFC-12042T, WFC-12064, WFC-12064T

### King Pin Kits

Axle Rating Lbs.	Axle Code/Year	Part Number/ Bushing Type	King Pin Size	Type	OEM Reference	Notes	
12000	(FE900)	<b>E-4434B</b> Bronze	9.750"	D	KIT 144	Tapered pin.	
		<b>E-4434N</b> Bronze, Nylon			KIT 123		
	(FE970)	<b>E-4449B</b> Bronze		1.607" x 8.740"	B		KIT 157
	(FF901)	<b>E-4442B</b> Bronze		1.794" x 9.120"			KIT 172
	(FF921)	<b>E-4450B</b> Bronze		1.794" x 10.410"			KIT 193
	(FF931)	<b>E-4468B</b> Bronze		1.794" x 10.392"			KIT 195
<b>E-4694C</b> Composite			KIT 1307				
16000	(FH901)	<b>E-4454B</b> Bronze	1.999" x 11.040"	B	KIT 170		
		<b>E-4454N</b> Nylon			KIT 168		
	(FL931)	<b>E-4458B</b> Bronze		1.999" x 11.212"	KIT 198		
		<b>E-4458C</b> Composite			KIT 1312		
18000	(FL901)	<b>E-4454B</b> Bronze	1.999" x 11.040"	B	KIT 170		
		<b>E-4454N</b> Nylon			KIT 168		

# WHITE

## WFC-12042T, WFC-12064, WFC-12064T (Continued)

### Tie Rod Ends

Axle Rating Lbs.	Axle Code/Year	Part Number/ Location	Stud Center to Rod End	OEM Reference	Notes	
12000	(FE900), (FE970)	<b>E-4611</b> Curbside	4.875"	A3144R226		
		<b>E-4610</b> Roadside		A3144Q225		
		<b>E-6848</b> Curbside	10.50"	A3144N534		
		<b>E-6847</b> Roadside		A3144M533		
	(FF901)	<b>E-4611</b> Curbside	4.875"	A3144R226		
		<b>E-4610</b> Roadside		A3144Q225		
		<b>E-4618</b> Curbside	5.75"	A3144D238	Anti-tilt seal type.	
		<b>E-4619</b> Roadside		A3144C237		
		<b>E-4617</b> Curbside		A3144J296	Conventional seal type.	
		<b>E-4616</b> Roadside		A3144K297		
		<b>E-6848</b> Curbside	10.50"	A3144N534		
		<b>E-6847</b> Roadside		A3144M533		
	(FF921), (FF931)	<b>E-4615</b> Curbside	5.44"	A3144D524	Greaseable seal type.	
		<b>E-4614</b> Roadside		A3144E525		
	16000	(FH901)	<b>E-4617</b> Curbside	5.75"	A3144J296	
			<b>E-4616</b> Roadside		A3144K297	
(FL931)		<b>E-4617</b> Curbside		839307B		
		<b>E-4616</b> Roadside		839308B		
		<b>E-4629</b> Curbside	7.37"	A3144U437		
		<b>E-4628</b> Roadside		A3144V438		
		<b>E-6856</b> Curbside	12.688"	A3144D550		
		<b>E-6857</b> Roadside		A3144C549		
18000	(FL901)	<b>E-4617</b> Curbside	5.75"	A3144J296		
		<b>E-4616</b> Roadside		A3144K297		

### Drag Links

Axle Rating Lbs.	Axle Code/Year	Part Number	Stud Center to Stud Center	OEM Reference	Notes
12000, 16000, (All)		<b>E-5391</b>	5.75" Stud center to rod end	L28SV5019A1	Drag link end - LH thread
18000		<b>E-9877</b>		L28SV5004D1	Drag link end - RH thread

## WFP-6342T, WFT-6342T, WFP-6364, WFP-6364T, WFT-6364, WFP-6364T, WFP-7564T, WFT-7564T, WFT-8164T, WFT-9664T

### King Pin Kits

Axle Rating Lbs.	Axle Code/Year	Part Number/ Bushing Type	King Pin Size	Type	OEM Reference	Notes	
12000	(FE900)	<b>E-4434B</b> Bronze	9.750"	D	KIT 144	Tapered pin.	
		<b>E-4434N</b> Bronze, Nylon			KIT 123		
	(FE970)	<b>E-4449B</b> Bronze	1.607" x 8.740"	B	KIT 157		
	(FF901)	<b>E-4442B</b> Bronze	1.794" x 9.120"		KIT 172		
	(FF921)	<b>E-4450B</b> Bronze	1.794" x 10.410"		KIT 193		
	(FF931)	<b>E-4468B</b> Bronze	1.794" x 10.392"		KIT 195		
		<b>E-4694C</b> Composite			KIT 1307		
	16000	(FH901)	<b>E-4454B</b> Bronze	1.999" x 11.040"	B	KIT 170	
			<b>E-4454N</b> Nylon			KIT 168	
		(FL931)	<b>E-4458B</b> Bronze	1.999" x 11.212"		KIT 198	
<b>E-4458C</b> Composite					KIT 1312		
18000	(FL901)	<b>E-4454B</b> Bronze	1.999" x 11.040"	B	KIT 170		
		<b>E-4454N</b> Nylon			KIT 168		

# WHITE

WFP-6342T, WFT-6342T, WFP-6364, WFP-6364T, WFT-6364, WFP-6364T, WFP-7564T, WFT-7564T, WFT-8164T, WFT-9664T (Continued)

## Tie Rod Ends

Axle Rating Lbs.	Axle Code/Year	Part Number/ Location	Stud Center to Rod End	OEM Reference	Notes
12000	(FE900), (FE970)	E-4611 Curbside	4.875"	A3144R226	
		E-4610 Roadside		A3144Q225	
	(FF901)	E-4611 Curbside	5.75"	A3144R226	
		E-4610 Roadside		A3144Q225	
		E-4618 Curbside		A3144D238	Anti-tilt seal type.
		E-4619 Roadside		A3144C237	
		E-4617 Curbside		A3144J296	Conventional seal type.
		E-4616 Roadside		A3144K297	
	(FF921), (FE931)	E-4615 Curbside	5.44"	A3144D524	Greaseable seal type.
		E-4614 Roadside		A3144E525	
16000	(FH901)	E-4617 Curbside	5.75"	A3144J296	
		E-4616 Roadside		A3144K297	
	(FL931)	E-4629 Curbside	7.37"	A3144V437	
		E-4628 Roadside		A3144U438	
18000	(FL901)	E-4617 Curbside	5.75"	A3144J296	
		E-4616 Roadside		A3144K297	

## White Axles

### King Pin Kits

Axle Rating Lbs.	Axle Code/Year	Part Number/ Bushing Type	King Pin Size	Type	OEM Reference	Notes
12000	F120, F3-120, F3W-120, F5-120, F5W-120, F6W-120	E-4451B Bronze	1.609" x 9.660"	B	216446	
14000	F3W-140, F5-140, F5W-140	E-4451B Bronze	1.609" x 9.660"	B	216446	
	F6W-140	E-4470B Bronze	1.810" x 10.531"	A	217175	

## INDEX

	<b>Model</b>	<b>Page</b>
S.O.S Ordering Information .....		206
Interchange		

# **S.O.S**

## **Special Order Service**

The Euclid brand of products offers a wide variety of parts for the commercial vehicle customer. Having trouble locating a part? Special Order Service is here to help. **S.O.S** provides access to the products and manufacturers listed below.

Contact the **S.O.S** department by calling 888-725-9355 (option 2 then option 3) in the U.S. or 800-387-3889 in Canada.

### **AIR BRAKE PARTS**

- Anchorlok
- Bendix/Spicer-Eaton
- Brake Shoes
- Camshafts
- Fruehauf
- Haldex

### **HYDRAULIC BRAKE PARTS**

- Calipers
- Clutch Master Cylinders
- Clutch Slave Cylinders
- Master Cylinders
- Wagner Brake
- Wheel Cylinders

### **WHEEL & HUB PARTS**

- ConMet
- Gunite
- Webb Wheel

### **SHOCK ABSORBERS & AIR SPRINGS**

- Firestone
- Hendrickson
- Neway

### **SUSPENSION PARTS**

- Binkley
- Chalmers
- Fruehauf
- Hendrickson Auxiliary Lift Axle
- Hendrickson Trailer
- Hendrickson Truck
- Hutchens
- Kwik-Loc (Jifflox)
- Neway
- Reyco/Transpro/Granning
- Ridewell
- Full Suspensions Are Available

### **FRONT END PARTS**

- King Pin Kits
- Tie Rod Ends
- Drage Links

### **TOOLS & SHOP EQUIPMENT**

- Fraser Gauge Company
- Hendrickson
- Kent Moore
- Ken Tool
- OTC (Owatonna Tool Company)
- Tiger Tool

# CROSS REFERENCE LISTING

PART#	COMPETITOR	EUCLID#	PART#	COMPETITOR	EUCLID#
11005	O & S MFG.	E5470	300170	DAYTON PARTS	E4438N
11933	O & S MFG.	E5469	300171	DAYTON PARTS	E4442B
11987	TRW	E10137	300172	DAYTON PARTS	E4443N
11988	TRW	E10138	300173	DAYTON PARTS	E4443B
13606	TRW	E4572	300174	DAYTON PARTS	E4444N
13607	TRW	E4573	300175	DAYTON PARTS	E4444B
13609	TRW	E4575	300179	DAYTON PARTS	E4445B
13610	TRW	E4576	300179	DAYTON PARTS	E4445N
13611	TRW	E4577	300180	DAYTON PARTS	E4445B
13613	TRW	E4579	300182	DAYTON PARTS	E4442B
13614	TRW	E4580	300194	DAYTON PARTS	E4448B
13615	TRW	E4581	300195	DAYTON PARTS	E4449B
13616	TRW	E4582	300196	DAYTON PARTS	E4449B
13617	TRW	E4583	300198	DAYTON PARTS	E6453B
22908	DAYTON PARTS	E5325	300204	DAYTON PARTS	E4450B
22910	DAYTON PARTS	E5326	300205	DAYTON PARTS	E4451B
22948	DAYTON PARTS	E5338	300206	DAYTON PARTS	E4451B
32022	AUTOCAR	E4629	300207	DAYTON PARTS	E4452B
32023	AUTOCAR	E4628	300208	DAYTON PARTS	E4453B
37019	AUTOCAR	E4615	300209	DAYTON PARTS	E4453B
37020	AUTOCAR	E4614	300210	DAYTON PARTS	E4454B
96334	PETERBILT	E6818	300211	DAYTON PARTS	E4454N
131763	PETERBILT	E6819	300214	DAYTON PARTS	E6451B
171060	DAYTON PARTS	E4462B	300215	DAYTON PARTS	E4457B
171061	DAYTON PARTS	E4462B	300216	DAYTON PARTS	E4458B
171140	DAYTON PARTS	E4449B	300217	DAYTON PARTS	E4459B
171141	DAYTON PARTS	E4449B	300218	DAYTON PARTS	E4460B
171150	DAYTON PARTS	E4451B	300220	DAYTON PARTS	E4461B
171151	DAYTON PARTS	E4451B	300221	DAYTON PARTS	E4462B
171158	DAYTON PARTS	E4442B	300222	DAYTON PARTS	E4462B
171159	DAYTON PARTS	E4442B	300223	DAYTON PARTS	E4463B
171164	DAYTON PARTS	E4459B	300224	DAYTON PARTS	E4463B
171172	DAYTON PARTS	E4450B	300228	DAYTON PARTS	E6450B
171174	DAYTON PARTS	E4468B	300231	DAYTON PARTS	E4467B
171178	DAYTON PARTS	E4454B	300232	DAYTON PARTS	E4468B
171179	DAYTON PARTS	E4454N	300233	DAYTON PARTS	E4469B
171180	DAYTON PARTS	E4458B	300234	DAYTON PARTS	E4470B
171230	DAYTON PARTS	E4434B	300235	DAYTON PARTS	E4471B
171231	DAYTON PARTS	E4434N	300240	DAYTON PARTS	E4595B
171260	DAYTON PARTS	E4467B	300242	DAYTON PARTS	E4694C
171294	DAYTON PARTS	E4469B	300244	DAYTON PARTS	E4695C
202243	DAYTON PARTS	E4438B	300245	DAYTON PARTS	E4599B
202271	DAYTON PARTS	E4431B	300248	DAYTON PARTS	E4697B
202570	DAYTON PARTS	E4450B	300249	DAYTON PARTS	E4693B
202610	DAYTON PARTS	E4468B	300250	DAYTON PARTS	E4451B
216446	VOLVO	E4598B	300257	DAYTON PARTS	E4696C
216446	WHITE TRUCK	E4598B	300258	DAYTON PARTS	E6869C
217175	VOLVO	E4470B	300259	DAYTON PARTS	E6454C
217175	WHITE TRUCK	E4470B	300260	DAYTON PARTS	E6195B
218691	PETERBILT	E6818	300261	DAYTON PARTS	E4459C
221180	DAYTON PARTS	E6819	300262	DAYTON PARTS	E6196B
221191	DAYTON PARTS	E6827	300263	DAYTON PARTS	E6197B
221199	DAYTON PARTS	E6833	300265	DAYTON PARTS	E4458C
221214	DAYTON PARTS	E9911	300266	DAYTON PARTS	E6199C
269228	PERFECT CIRCLE	E4617	300267	DAYTON PARTS	E6194C
300103	DAYTON PARTS	E6865B	300268	DAYTON PARTS	E6198B
300107	DAYTON PARTS	E4430B	300269	DAYTON PARTS	E6875C
300110	DAYTON PARTS	E4431B	300271	DAYTON PARTS	E9945B
300125	DAYTON PARTS	E4434B	300273	DAYTON PARTS	E6455C
300128	DAYTON PARTS	E4435B	300274	DAYTON PARTS	E4696B
300136	DAYTON PARTS	E4598B	300275	DAYTON PARTS	E6869C
300140	DAYTON PARTS	E4438B	300276	DAYTON PARTS	E9941B
300140	DAYTON PARTS	E4438N	300277	DAYTON PARTS	E9942B
300142	DAYTON PARTS	E4598B	300278	DAYTON PARTS	E11785B
300150	DAYTON PARTS	E4434N	300279	DAYTON PARTS	E6454B
300155	DAYTON PARTS	E4440B	300283	DAYTON PARTS	E6194B
300158	DAYTON PARTS	E4441B	300284	DAYTON PARTS	E6199B
300159	DAYTON PARTS	E4441B	300285	DAYTON PARTS	E6455C
300163	DAYTON PARTS	E4435N	300286	DAYTON PARTS	E9943B

INTERCHANGE



# CROSS REFERENCE LISTING

PART#	COMPETITOR	EUCLID#	PART#	COMPETITOR	EUCLID#
300287	DAYTON PARTS	E10104B	306136	DAYTON PARTS	E4434B
300288	DAYTON PARTS	E10105B	306137	DAYTON PARTS	E4471B
300289	DAYTON PARTS	E10106B	306138	DAYTON PARTS	E4470B
300290	DAYTON PARTS	E10165N	306139	DAYTON PARTS	E4462B
300291	DAYTON PARTS	E10166N	306140	DAYTON PARTS	E4693B
300292	DAYTON PARTS	E9945B	306147	DAYTON PARTS	E4463B
300293	DAYTON PARTS	E11394B	306148	DAYTON PARTS	E4697B
300295	DAYTON PARTS	E11808C	306154	DAYTON PARTS	E4467B
300297	DAYTON PARTS	E11394B	306158	DAYTON PARTS	E4599B
300299	DAYTON PARTS	E11808C	306159	DAYTON PARTS	E5441B
300310	DAYTON PARTS	E11813C	306160	DAYTON PARTS	E4442B
300314	DAYTON PARTS	E11816C	306161	DAYTON PARTS	E4441B
300316	DAYTON PARTS	E11812C	306162	DAYTON PARTS	E4454B
300330	DAYTON PARTS	E11814C	306163	DAYTON PARTS	E4442B
300332	DAYTON PARTS	E11810C	306165	DAYTON PARTS	E4459B
300334	DAYTON PARTS	E11811C	306166	DAYTON PARTS	E4468B
302110	DAYTON PARTS	E4514	306167	DAYTON PARTS	E4458B
302125	DAYTON PARTS	E4519	306168	DAYTON PARTS	E4449B
302143	DAYTON PARTS	E4534	306169	DAYTON PARTS	E4595B
302155	DAYTON PARTS	E4536	310112	DAYTON PARTS	E4634
302159	DAYTON PARTS	E4523	310113	DAYTON PARTS	E4635
302170	DAYTON PARTS	E4532	310115	DAYTON PARTS	E4636
302172	DAYTON PARTS	E4539	310116	DAYTON PARTS	E4637
302174	DAYTON PARTS	E4540	310121	DAYTON PARTS	E4610
302179	DAYTON PARTS	E4542	310121	DAYTON PARTS	E4636
302180	DAYTON PARTS	E4541	310122	DAYTON PARTS	E4611
302187	DAYTON PARTS	E4543	310129	DAYTON PARTS	E4600
302188	DAYTON PARTS	E4544	310130	DAYTON PARTS	E4601
302204	DAYTON PARTS	E4545	310142	DAYTON PARTS	E4602
302207	DAYTON PARTS	E4546	310143	DAYTON PARTS	E4603
302209	DAYTON PARTS	E4547	310160	DAYTON PARTS	E4620
302210	DAYTON PARTS	E4549	310161	DAYTON PARTS	E4621
302211	DAYTON PARTS	E4550	310164	DAYTON PARTS	E4624
302215	DAYTON PARTS	E4552	310165	DAYTON PARTS	E4625
302216	DAYTON PARTS	E4553	310169	DAYTON PARTS	E4618
302217	DAYTON PARTS	E4554	310169	DAYTON PARTS	E4619
302218	DAYTON PARTS	E4555	310170	DAYTON PARTS	E4618
302232	DAYTON PARTS	E4562	310170	DAYTON PARTS	E4619
302233	DAYTON PARTS	E4563	310181	DAYTON PARTS	E5469
302242	DAYTON PARTS	E5445	310183	DAYTON PARTS	E4604
302248	DAYTON PARTS	E4544	310184	DAYTON PARTS	E4605
302249	DAYTON PARTS	E4544	310188	DAYTON PARTS	E4616
303130	DAYTON PARTS	E9221	310189	DAYTON PARTS	E4617
303160	DAYTON PARTS	E4572	310208	DAYTON PARTS	E4606
303170	DAYTON PARTS	E4572	310209	DAYTON PARTS	E4607
303180	DAYTON PARTS	E4573	310215	DAYTON PARTS	E4630
303200	DAYTON PARTS	E4575	310216	DAYTON PARTS	E4631
303210	DAYTON PARTS	E4576	310222	DAYTON PARTS	E4614
303220	DAYTON PARTS	E4577	310223	DAYTON PARTS	E4615
303240	DAYTON PARTS	E4579	310228	DAYTON PARTS	E4616
303250	DAYTON PARTS	E4580	310229	DAYTON PARTS	E4617
303260	DAYTON PARTS	E4581	310255	DAYTON PARTS	E6665
303270	DAYTON PARTS	E4582	310257	DAYTON PARTS	E6720
303280	DAYTON PARTS	E4583	310262	DAYTON PARTS	E6403
306114	DAYTON PARTS	E5441B	310263	DAYTON PARTS	E6404
306115	DAYTON PARTS	E4444B	310264	DAYTON PARTS	E5392
306117	DAYTON PARTS	E4453B	310266	DAYTON PARTS	E4622
306120	DAYTON PARTS	E4438B	310267	DAYTON PARTS	E4623
306121	DAYTON PARTS	E4445B	310268	DAYTON PARTS	E4617
306122	DAYTON PARTS	E4443B	310269	DAYTON PARTS	E4616
306124	DAYTON PARTS	E4452B	310271	DAYTON PARTS	E4612
306126	DAYTON PARTS	E4457B	310272	DAYTON PARTS	E4613
306127	DAYTON PARTS	E4435B	310277	DAYTON PARTS	E4609
306128	DAYTON PARTS	E4431B	310278	DAYTON PARTS	E4608
306130	DAYTON PARTS	E4460B	310283	DAYTON PARTS	E4628
306131	DAYTON PARTS	E4461B	310284	DAYTON PARTS	E4629
306132	DAYTON PARTS	E4448B	310285	DAYTON PARTS	E8757
306134	DAYTON PARTS	E4598B	310286	DAYTON PARTS	E8758
306135	DAYTON PARTS	E4469B	310290	DAYTON PARTS	E5391

INTERCHANGE

# CROSS REFERENCE LISTING

PART#	COMPETITOR	EUCLID#	PART#	COMPETITOR	EUCLID#
310291	DAYTON PARTS	E4617	346142	DAYTON PARTS	E5310
310292	DAYTON PARTS	E4617	346188	DAYTON PARTS	E6816
310292	DAYTON PARTS	E5391	346189	DAYTON PARTS	E5325
310293	DAYTON PARTS	E4617	346190	DAYTON PARTS	E5326
310293	DAYTON PARTS	E5391	346218	DAYTON PARTS	E5338
310294	DAYTON PARTS	E4616	346219	DAYTON PARTS	E5339
310296	DAYTON PARTS	E4640	346223	DAYTON PARTS	E5342
310307	DAYTON PARTS	E6678	346249	DAYTON PARTS	E5366
310313	DAYTON PARTS	E6847	346256	DAYTON PARTS	E5372
310314	DAYTON PARTS	E6848	346257	DAYTON PARTS	E5373
310316	DAYTON PARTS	E4629	346258	DAYTON PARTS	E5374
310317	DAYTON PARTS	E6849	346262	DAYTON PARTS	E5378
310318	DAYTON PARTS	E4629	346263	DAYTON PARTS	E5379
310321	DAYTON PARTS	E4618	346264	DAYTON PARTS	E5380
310321	DAYTON PARTS	E4642	346279	DAYTON PARTS	E5386
310322	DAYTON PARTS	E4618	346282	DAYTON PARTS	E6804
310322	DAYTON PARTS	E4642	346286	DAYTON PARTS	E6806
310323	DAYTON PARTS	E4629	346293	DAYTON PARTS	E5390
310324	DAYTON PARTS	E4628	346297	DAYTON PARTS	E6808
310326	DAYTON PARTS	E5391	346300	DAYTON PARTS	E6878
310327	DAYTON PARTS	E5391	346310	DAYTON PARTS	E6815
310327	DAYTON PARTS	E5402	346339	DAYTON PARTS	E6817
310338	DAYTON PARTS	E6722	346341	DAYTON PARTS	E6827
310350	DAYTON PARTS	E6135	346345	DAYTON PARTS	E6835
310351	DAYTON PARTS	E6136	346350	DAYTON PARTS	E6833
310370	DAYTON PARTS	E6789	346351	DAYTON PARTS	E6834
310380	DAYTON PARTS	E5469	346367	DAYTON PARTS	E6694
310380	DAYTON PARTS	E5470	346370	DAYTON PARTS	E6818
310381	DAYTON PARTS	E5469	346371	DAYTON PARTS	E6819
310381	DAYTON PARTS	E5470	346377	DAYTON PARTS	E6825
310392	DAYTON PARTS	E6854	346379	DAYTON PARTS	E6836
310393	DAYTON PARTS	E6855	346383	DAYTON PARTS	E6839
310395	DAYTON PARTS	E6856	346384	DAYTON PARTS	E9911
310396	DAYTON PARTS	E6857	346385	DAYTON PARTS	E11463
310397	DAYTON PARTS	E4628	346386	DAYTON PARTS	E9897
310397	DAYTON PARTS	E4629	346387	DAYTON PARTS	E9934
310397	DAYTON PARTS	E9880	346390	DAYTON PARTS	E9931
310398	DAYTON PARTS	E4628	346406	DAYTON PARTS	E9926
310398	DAYTON PARTS	E4629	346410	DAYTON PARTS	E9933
310398	DAYTON PARTS	E9879	346413	DAYTON PARTS	E9936
310399	DAYTON PARTS	E6858	346446	DAYTON PARTS	E11790
310421	DAYTON PARTS	E6863	346883	DAYTON PARTS	E6839
310422	DAYTON PARTS	E6864	347318	DAYTON PARTS	E9957
310424	DAYTON PARTS	E4616	362297	GM	E6404
310424	DAYTON PARTS	E4619	362298	GM	E6403
310425	DAYTON PARTS	E4617	384544	TRAILMOBILE	E4544
310425	DAYTON PARTS	E5391	384608	TRAILMOBILE	E4608
310433	DAYTON PARTS	E4628	384614	TRAILMOBILE	E4614
310434	DAYTON PARTS	E4629	384615	TRAILMOBILE	E4615
310435	DAYTON PARTS	E9881	384616	TRAILMOBILE	E4616
310441	DAYTON PARTS	E9967	384622	TRAILMOBILE	E4622
310443	DAYTON PARTS	E10164	384623	TRAILMOBILE	E4623
310444	DAYTON PARTS	E10163	385325	TRAILMOBILE	E5325
310455	DAYTON PARTS	E10137	458480	GM	E6720
310456	DAYTON PARTS	E10138	460255	AUTOMANN	E10165N
310467	DAYTON PARTS	E10108	462389	GM	E4612
310468	DAYTON PARTS	E10109	462390	GM	E4613
310469	DAYTON PARTS	E10110	464204	AUTOMANN	E9957
310470	DAYTON PARTS	E10111	00657878	GM	E4602
310471	DAYTON PARTS	E9963	657878	GM	E4602
310472	DAYTON PARTS	E9962	00657879	GM	E4603
310473	DAYTON PARTS	E9965	657879	GM	E4603
310474	DAYTON PARTS	E9966	669335	GM	E5326
310475	DAYTON PARTS	E10112	671488	GM	E4606
310476	DAYTON PARTS	E10113	671489	GM	E4607
310478	DAYTON PARTS	E10114	684196	GM	E5374
310483	DAYTON PARTS	E11788	685504	GM	E4617
310484	DAYTON PARTS	E11789	685505	GM	E4616
328344	EATON TOP SPEC	E11394B	698571	GM	E4614

INTERCHANGE

# CROSS REFERENCE LISTING

PART#	COMPETITOR	EUCLID#	PART#	COMPETITOR	EUCLID#
00698571	GM	E4614	1818726	CHRYSLER	E4441B
698572	GM	E4615	1818854	CHRYSLER	E4603
00698572	GM	E4615	1818855	CHRYSLER	E4602
718114	WHITE TRUCK	E4637	1843208	CHRYSLER	E4438N
718115	WHITE TRUCK	E4636	2007728	GM	E4609
718796	GM	E5372	2007731	GM	E4608
718797	GM	E6816	2010021	GM	E4468B
718798	GM	E5373	2037140	GM	E4609
722166	GM	E4453B	2037142	GM	E4608
791479	GM	E4553	2055523	GM	E6847
798203	GM	E4629	2055524	GM	E6848
798204	GM	E4628	2075447	GM	E4629
806355	EATON	E4696C	2137016	BLUEBIRD	E5445
806355	EATON TOP SPEC	E4696B	2230713	GM	E4636
806355	EATON TOP SPEC	E4696C	2237495	GM	E4519
806356	EATON	E6869C	2264897	GM	E4434B
806356	EATON TOP SPEC	E6869C	2264897	GM	E4434N
811525	EATON TOP SPEC	E6194C	2275522	CHRYSLER	E4598B
817018	EATON	E10138	2321013	GM	E4435B
817019	EATON	E10137	2330712	GM	E4637
818471	EATON	E4629	2330713	GM	E4636
818472	EATON	E4628	2362836	GM	E4636
820626	EATON	E4628	2421020	PERFECT CIRCLE	E5310
820627	EATON	E4629	2442145	GM	E4449B
820694	EATON	E4628	2452860	GM	E4617
820694	EATON TOP SPEC	E4628	2452861	GM	E4616
820695	EATON	E4629	2452865	GM	E4454B
820695	EATON TOP SPEC	E4629	2452865	GM	E4454N
823078	EATON	E11394B	2452897	GM	E4550
836687	AUTOCAR	E4434N	2456810	GM	E4610
857328	AUTOCAR	E4434B	2456811	GM	E4611
872469	AUTOCAR	E4611	2465925	GM	E6847
872469	BROCKWAY	E4611	2465926	GM	E6848
872469	WHITE TRUCK	E4611	2466811	GM	E4611
872470	AUTOCAR	E4610	2470621	GM	E4438N
872470	BROCKWAY	E4610	2475264	GM	E4583
872470	WHITE TRUCK	E4610	2476922	GM	E4635
883234	WHITE TRUCK	E4603	2476923	GM	E4634
1002163	PACCAR	E6818	2489661	GM	E4581
1002260	PACCAR	E6819	2521013	GM	E4435B
1002498	PETERBILT	E6818	2585607	CHRYSLER	E9878
1006148	EATON	E4614	2585608	CHRYSLER	E9877
1006148	EATON	E4615	2597359	BLUEBIRD	E4610
1006148	EATON TOP SPEC	E4615	2597557	BLUEBIRD	E4611
1006149	EATON	E4614	2597607	BLUEBIRD	E4545
1006149	EATON	E4615	2598001	BLUEBIRD	E4520
1006149	EATON TOP SPEC	E4614	2603538	BLUEBIRD	E4581
1008431	EATON	E4696C	2621012	PERFECT CIRCLE	E4430B
1008500	EATON	E6194C	2621016	PERFECT CIRCLE	E4444B
1008500	EATON TOP SPEC	E6194C	2621017	PERFECT CIRCLE	E4443B
1009009	EATON	E8757	2621018	PERFECT CIRCLE	E4445B
1009009	EATON TOP SPEC	E8757	2621019	PERFECT CIRCLE	E4451B
1009010	EATON	E8758	2621275	PERFECT CIRCLE	E6865B
1009010	EATON TOP SPEC	E8758	2621336	PERFECT CIRCLE	E4431B
1117994	VOLVO	E8757	2621364	PERFECT CIRCLE	E4434B
1117995	VOLVO	E8758	2621406	PERFECT CIRCLE	E4435B
1238406	CHRYSLER	E4637	2621407	PERFECT CIRCLE	E5441B
1243756	CHRYSLER	E4636	2621414	PERFECT CIRCLE	E4441B
1553698	GM	E4453B	2621421	PERFECT CIRCLE	E4438B
1643174	CHRYSLER	E4434B	2621421	PERFECT CIRCLE	E4438N
1643174	CHRYSLER	E4434N	2621422	PERFECT CIRCLE	E4434N
1643277	CHRYSLER	E4611	2621425	PERFECT CIRCLE	E4441B
1643278	CHRYSLER	E4610	2621431	PERFECT CIRCLE	E4438N
1698846	VOLVO	E10163	2621443	PERFECT CIRCLE	E4598B
1698847	VOLVO	E10164	2621461	PERFECT CIRCLE	E4440B
1715447	AUTOCAR	E4449B	2621463	PERFECT CIRCLE	E4444B
1739844	AUTOCAR	E4454B	2621464	PERFECT CIRCLE	E4442B
1739844	AUTOCAR	E4454N	2621467	PERFECT CIRCLE	E4435N
1795584	CHRYSLER	E4636	2621472	PERFECT CIRCLE	E4444N

INTERCHANGE

# CROSS REFERENCE LISTING

PART#	COMPETITOR	EUCLID#	PART#	COMPETITOR	EUCLID#
2621473	PERFECT CIRCLE	E4443N	2627091	PERFECT CIRCLE	E4577
2621475	PERFECT CIRCLE	E4430B	2627273	PERFECT CIRCLE	E4547
2621483	PERFECT CIRCLE	E4445N	2628011	PERFECT CIRCLE	E5445
2621491	PERFECT CIRCLE	E4451B	2628081	PERFECT CIRCLE	E4513
2621506	PERFECT CIRCLE	E4449B	2628095	PERFECT CIRCLE	E4519
2621507	PERFECT CIRCLE	E4442B	2628171	PERFECT CIRCLE	E4564
2621509	PERFECT CIRCLE	E4448B	2628209	PERFECT CIRCLE	E4536
2621512	PERFECT CIRCLE	E4454N	2628210	PERFECT CIRCLE	E4538
2621513	PERFECT CIRCLE	E4454B	2628220	PERFECT CIRCLE	E4539
2621514	PERFECT CIRCLE	E4449B	2628230	PERFECT CIRCLE	E4542
2621524	NAPA	E6453B	2628233	PERFECT CIRCLE	E4541
2621524	PERFECT CIRCLE	E6453B	2628244	PERFECT CIRCLE	E4543
2621525	PERFECT CIRCLE	E4450B	2628245	PERFECT CIRCLE	E4544
2621537	PERFECT CIRCLE	E4452B	2628252	PERFECT CIRCLE	E4523
2621547	NAPA	E4453B	2628253	PERFECT CIRCLE	E4534
2621547	PERFECT CIRCLE	E4453B	2628258	PERFECT CIRCLE	E4550
2621548	NAPA	E4453B	2628259	PERFECT CIRCLE	E4549
2621548	PERFECT CIRCLE	E4453B	2628262	PERFECT CIRCLE	E4545
2621549	NAPA	E6451B	2628265	PERFECT CIRCLE	E4552
2621549	PERFECT CIRCLE	E6451B	2628266	PERFECT CIRCLE	E4554
2621550	NAPA	E4459B	2628267	PERFECT CIRCLE	E4546
2621550	PERFECT CIRCLE	E4459B	2628273	PERFECT CIRCLE	E4547
2621551	PERFECT CIRCLE	E4457B	2628277	PERFECT CIRCLE	E4555
2621554	PERFECT CIRCLE	E4458B	2628287	PERFECT CIRCLE	E4563
2621555	PERFECT CIRCLE	E4460B	2628288	PERFECT CIRCLE	E4563
2621556	PERFECT CIRCLE	E4459B	2628303	PERFECT CIRCLE	E5450
2621557	PERFECT CIRCLE	E4461B	2692022	PERFECT CIRCLE	E4634
2621558	PERFECT CIRCLE	E4462B	2692023	PERFECT CIRCLE	E4635
2621559	PERFECT CIRCLE	E4462B	2692032	NAPA	E4636
2621560	PERFECT CIRCLE	E4463B	2692032	PERFECT CIRCLE	E4636
2621561	PERFECT CIRCLE	E4463B	2692033	PERFECT CIRCLE	E4637
2621562	PERFECT CIRCLE	E4451B	2692041	NAPA	E4610
2621563	NAPA	E6450B	2692041	PERFECT CIRCLE	E4610
2621563	PERFECT CIRCLE	E6450B	2692042	PERFECT CIRCLE	E4611
2621569	PERFECT CIRCLE	E4467B	2692051	PERFECT CIRCLE	E4600
2621572	PERFECT CIRCLE	E4468B	2692052	PERFECT CIRCLE	E4601
2621576	PERFECT CIRCLE	E4471B	2692097	PERFECT CIRCLE	E4602
2621577	PERFECT CIRCLE	E4470B	2692098	PERFECT CIRCLE	E4603
2621579	PERFECT CIRCLE	E4697B	2692138	PERFECT CIRCLE	E4620
2621580	PERFECT CIRCLE	E4595B	2692139	PERFECT CIRCLE	E4621
2621582	PERFECT CIRCLE	E4469B	2692142	PERFECT CIRCLE	E4624
2621584	PERFECT CIRCLE	E4693B	2692143	PERFECT CIRCLE	E4625
2621585	PERFECT CIRCLE	E4696C	2692158	PERFECT CIRCLE	E4616
2621586	PERFECT CIRCLE	E6869C	2692158	PERFECT CIRCLE	E4618
2621587	PERFECT CIRCLE	E6455C	2692158	PERFECT CIRCLE	E4619
2621588	PERFECT CIRCLE	E6454C	2692158	PERFECT CIRCLE	E9877
2621590	PERFECT CIRCLE	E4458C	2692159	PERFECT CIRCLE	E4617
2621591	PERFECT CIRCLE	E4599B	2692159	PERFECT CIRCLE	E4618
2621592	PERFECT CIRCLE	E4695C	2692159	PERFECT CIRCLE	E4619
2621593	PERFECT CIRCLE	E4694C	2692189	PERFECT CIRCLE	E4604
2621594	PERFECT CIRCLE	E6194C	2692190	PERFECT CIRCLE	E4605
2621597	PERFECT CIRCLE	E6195B	2692234	PERFECT CIRCLE	E4630
2621598	PERFECT CIRCLE	E6196B	2692235	PERFECT CIRCLE	E4631
2621599	PERFECT CIRCLE	E6197B	2692243	PERFECT CIRCLE	E4614
2621600	PERFECT CIRCLE	E4459C	2692244	PERFECT CIRCLE	E4615
2621603	PERFECT CIRCLE	E6198B	2692311	PERFECT CIRCLE	E4616
2621604	PERFECT CIRCLE	E6199C	2692311	PERFECT CIRCLE	E4617
2621611	PERFECT CIRCLE	E6454C	2692312	PERFECT CIRCLE	E4616
2621635	DANA	E9941B	2692314	PERFECT CIRCLE	E4606
2625259	PERFECT CIRCLE	E4549	2692315	PERFECT CIRCLE	E4607
2627036	PERFECT CIRCLE	E4575	2692337	NAPA	E6720
2627037	PERFECT CIRCLE	E4572	2692337	PERFECT CIRCLE	E6720
2627038	PERFECT CIRCLE	E4576	2692432	PERFECT CIRCLE	E5392
2627042	PERFECT CIRCLE	E4579	2692437	PERFECT CIRCLE	E4622
2627065	PERFECT CIRCLE	E4582	2692438	PERFECT CIRCLE	E4623
2627073	PERFECT CIRCLE	E4580	2692441	NAPA	E6403
2627080	PERFECT CIRCLE	E4581	2692441	PERFECT CIRCLE	E6403
2627082	PERFECT CIRCLE	E4583	2692442	NAPA	E6404
2627090	PERFECT CIRCLE	E4573	2692442	PERFECT CIRCLE	E6404

INTERCHANGE

# CROSS REFERENCE LISTING

PART#	COMPETITOR	EUCLID#	PART#	COMPETITOR	EUCLID#
2692446	PERFECT CIRCLE	E4616	2724125	PERFECT CIRCLE	E5380
2692446	PERFECT CIRCLE	E9878	2724126	PERFECT CIRCLE	E5379
2692447	PERFECT CIRCLE	E4617	2724148	PERFECT CIRCLE	E5342
2692447	PERFECT CIRCLE	E9877	2724179	PERFECT CIRCLE	E6825
2692448	NAPA	E6665	2724182	PERFECT CIRCLE	E6819
2692448	PERFECT CIRCLE	E6665	2724183	PERFECT CIRCLE	E6835
2692466	PERFECT CIRCLE	E4612	2724186	PERFECT CIRCLE	E6839
2692467	NAPA	E4613	2828287	PERFECT CIRCLE	E4562
2692467	PERFECT CIRCLE	E4613	3082389	VOLVO	E9967
2692474	PERFECT CIRCLE	E4609	3090266	VOLVO	E10166N
2692475	PERFECT CIRCLE	E4608	3093704	VOLVO	E11808C
2692485	PERFECT CIRCLE	E4629	3130711	VOLVO	E10165N
2692486	PERFECT CIRCLE	E4628	3634206	CHRYSLER	E4617
2692491	NAPA	E6678	3634206	CHRYSLER	E9877
2692491	PERFECT CIRCLE	E6678	3634207	CHRYSLER	E4616
2692553	NAPA	E6722	3634207	CHRYSLER	E9878
2692553	PERFECT CIRCLE	E6722	3744496	CHRYSLER	E4615
2692644	PERFECT CIRCLE	E4617	3744497	CHRYSLER	E4614
2692645	PERFECT CIRCLE	E4616	3821771	CHRYSLER	E4602
2692653	PERFECT CIRCLE	E4640	3838004	CHRYSLER	E4637
2692663	PERFECT CIRCLE	E5470	3838005	CHRYSLER	E4636
2692664	PERFECT CIRCLE	E5469	3853990	GM	E4444B
2692698	PERFECT CIRCLE	E4629	3854744	GM	E4430B
2692700	PERFECT CIRCLE	E5391	3858390	GM	E4443B
2692701	PERFECT CIRCLE	E5402	3858390	GM	E4443N
2692703	PERFECT CIRCLE	E6847	3864347	GM	E4620
2692704	PERFECT CIRCLE	E6848	3864348	GM	E4621
2692705	PERFECT CIRCLE	E6849	3864353	GM	E4624
2692709	PERFECT CIRCLE	E4618	3864354	GM	E4625
2692709	PERFECT CIRCLE	E4642	3892946	GM	E5392
2692710	PERFECT CIRCLE	E4618	3927942	GM	E4444B
2692710	PERFECT CIRCLE	E4642	3927942	GM	E4444N
2692733	PERFECT CIRCLE	E6694	3927943	GM	E4443B
2692736	PERFECT CIRCLE	E6789	3927943	GM	E4443N
2692751	PERFECT CIRCLE	E6854	3948867	VOLVO	E4610
2692752	PERFECT CIRCLE	E6855	3948868	VOLVO	E4611
2692753	PERFECT CIRCLE	E6858	4026831	CHRYSLER	E6665
2693039	PERFECT CIRCLE	E10137	4176394	CHRYSLER	E6869C
2693040	PERFECT CIRCLE	E10138	4186007	CHRYSLER	E6678
2695098	PERFECT CIRCLE	E6856	4279527	BLUEBIRD	E4614
2695099	PERFECT CIRCLE	E6857	4279535	BLUEBIRD	E4615
2695100	PERFECT CIRCLE	E6863	4300273	BLUEBIRD	E4617
2695101	PERFECT CIRCLE	E6864	4300281	BLUEBIRD	E4616
2721020	PERFECT CIRCLE	E5310	7012005	FRIEGHTLINER	E11394B
2721036	PERFECT CIRCLE	E5374	8885021	GM	E4435N
2721131	PERFECT CIRCLE	E5326	8885021	GM	E4469B
2721150	PERFECT CIRCLE	E5325	8885621	GM	E4469B
2721174	PERFECT CIRCLE	E6816	8885856	GM	E4469B
2721579	PERFECT CIRCLE	E5373	8885857	GM	E4443B
2721582	PERFECT CIRCLE	E5372	8885857	GM	E4443N
2721583	PERFECT CIRCLE	E5366	12540328	GM	E10104B
2721590	PERFECT CIRCLE	E5339	12540329	GM	E10105B
2721593	PERFECT CIRCLE	E6815	12540330	GM	E10106B
2721600	PERFECT CIRCLE	E5338	12541319	GM	E4628
2721602	PERFECT CIRCLE	E6817	12541320	GM	E4629
2721603	PERFECT CIRCLE	E6816	12541348	GM	E6194B
2721604	PERFECT CIRCLE	E5390	12548107	GM	E10108
2721608	PERFECT CIRCLE	E6835	12548108	GM	E10109
2721620	PERFECT CIRCLE	E5386	12548110	GM	E10110
2721623	PERFECT CIRCLE	E6804	12548111	GM	E10111
2721624	PERFECT CIRCLE	E6806	12549192	GM	E6854
2721626	PERFECT CIRCLE	E6808	12549193	GM	E6855
2721628	PERFECT CIRCLE	E6878	14021192	GM	E6720
2721646	PERFECT CIRCLE	E6827	14026802	GM	E6722
2721650	PERFECT CIRCLE	E6833	15501673	GM	E6815
2721651	PERFECT CIRCLE	E6834	15501674	GM	E6817
2721652	PERFECT CIRCLE	E6818	15506689	GM	E6816
2721654	PERFECT CIRCLE	E6836	15510849	GM	E4468B
2724124	PERFECT CIRCLE	E5378	15510849	GM	E4694C

INTERCHANGE

# CROSS REFERENCE LISTING

PART#	COMPETITOR	EUCLID#	PART#	COMPETITOR	EUCLID#
15512233	GM	E4449B	10QH248P5	MACK	E9879
15512234	GM	E4454B	10QH248P6	MACK	E4628
15512236	GM	E6865B	10QH248P6	MACK	E9880
15512338	GM	E4595B	10QH310P1	MACK	E4616
15514157	GM	E5450	10QH310P1	MACK	E9878
15515804	GM	E4614	10QH311	MACK	E4629
15515805	GM	E4615	10QH311P1	MACK	E4628
15536398	GM	E4453B	10QH311P1	MACK	E4629
15584419	GM	E4616	10QH311P1	MACK	E4629
15584420	GM	E4617	10QH311P1	MACK	E9879
15584763	GM	E6454C	10QH312	MACK	E4628
15585723	GM	E5445	10QH312P1	MACK	E4628
15585833	GM	E5442	10QH312P1	MACK	E9880
15585841	GM	E4458C	10QH38	MACK	E4607
15618118	GM	E4695C	10QH39P1	MACK	E4617
15619287	GM	E10112	10QH39P1	MACK	E9877
15619288	GM	E10113	10QK248	MACK	E4611
15622057	GM	E6834	110362R91	NAVISTAR	E4610
15622068	GM	E6854	110362R92	NAVISTAR	E4610
15622069	GM	E6855	110363R92	NAVISTAR	E4611
15625713	GM	E6833	1160271C92	NAVISTAR	E6198B
027025321	VOLVO	E9967	12937ELTI	O & S MFG.	E4629
027092084	WHITE TRUCK	E4614	12938HLTI	O & S MFG.	E4628
027092085	WHITE TRUCK	E4615	140TR109	DANA	E4614
027092962	VOLVO	E5391	140TR110	DANA	E4615
027092962	WHITE TRUCK	E5391	140TR111	DANA	E9951
27092962	WHITE TRUCK	E5391	140TR112	DANA	E9952
027092963	VOLVO	E5402	1450062C91	NAVISTAR	E4605
027092963	WHITE TRUCK	E5402	155932R92	NAVISTAR	E4434N
27092963	WHITE TRUCK	E5402	1648204C91	NAVISTAR	E4460B
370240004	AUTOCAR	E4614	1648204C92	NAVISTAR	E4460B
370240004	BROCKWAY	E4614	1649637C91	NAVISTAR	E4630
370240004	VOLVO	E4614	1649638C91	NAVISTAR	E4631
370240004	WHITE TRUCK	E4614	1654912C91	NAVISTAR	E4629
370240005	AUTOCAR	E4615	1658394C91	NAVISTAR	E6875C
370240005	BROCKWAY	E4615	1658897C91	NAVISTAR	E9948
370240005	VOLVO	E4615	1658934C91	NAVISTAR	E6875C
370240005	WHITE TRUCK	E4615	1658934C92	NAVISTAR	E6875C
370245001	AUTOCAR	E4628	1658934C93	NAVISTAR	E4451B
370245001	BROCKWAY	E4628	1658934C93	NAVISTAR	E4693B
370245001	VOLVO	E4628	1658934C93	NAVISTAR	E6875C
370245001	WHITE TRUCK	E4628	1658946C91	NAVISTAR	E6135
370245002	AUTOCAR	E4629	1658947C91	NAVISTAR	E6136
370245002	BROCKWAY	E4629	1660271C91	NAVISTAR	E6198B
370245002	VOLVO	E4629	1660271C92	NAVISTAR	E6198B
370245002	WHITE TRUCK	E4629	1660271C92	NAVISTAR	E6198B
370245010	VOLVO	E4615	1660272C91	NAVISTAR	E4605
370245010	WHITE TRUCK	E4615	1660273C91	NAVISTAR	E4604
370245011	VOLVO	E4614	1661437C91	NAVISTAR	E9911
370245011	WHITE TRUCK	E4614	1661437C92	NAVISTAR	E9911
370905000	VOLVO	E4468B	1661867C91	NAVISTAR	E11463
370905000	WHITE TRUCK	E4468B	1662305C91	NAVISTAR	E4434B
370905005	VOLVO	E4471B	1662305C91	NAVISTAR	E4434N
370905005	WHITE TRUCK	E4471B	1662306C91	NAVISTAR	E4450B
370905015	WHITE TRUCK	E4595B	1665531C91	NAVISTAR	E6199C
370905018	VOLVO	E4694C	1668407C91	NAVISTAR	E4614
370905018	WHITE TRUCK	E4694C	1668408C91	NAVISTAR	E4615
370905019	VOLVO	E4695C	1668409C91	NAVISTAR	E9951
370905022	VOLVO	E4458C	1668410C91	NAVISTAR	E9952
389050001	VOLVO	E6806	1668411C91	NAVISTAR	E9941B
1412098001	FRIEGHTLINER	E9897	1668411C92	NAVISTAR	E9941B
2621414010	PERFECT CIRCLE	E4442B	1668412C91	NAVISTAR	E9942B
10QH242P1	MACK	E4611	1668412C92	NAVISTAR	E9942B
10QH243P1	MACK	E4640	1668479C91	NAVISTAR	E6857
10QH243P2	MACK	E4610	1668480C91	NAVISTAR	E6856
10QH248	MACK	E4611	1676601C91	NAVISTAR	E4454B
10QH248P3	MACK	E9877	1677271C91	NAVISTAR	E4629
10QH248P4	MACK	E9878	1681413C91	NAVISTAR	E4449B
10QH248P5	MACK	E4629	1681414C91	NAVISTAR	E4454N

INTERCHANGE

# CROSS REFERENCE LISTING

PART#	COMPETITOR	EUCLID#	PART#	COMPETITOR	EUCLID#
1681456C91	NAVISTAR	E4615	447094C91	NAVISTAR	E4630
1681457C91	NAVISTAR	E4614	447095C91	NAVISTAR	E4631
1685405C91	NAVISTAR	E11785B	450062C91	NAVISTAR	E4605
18QK201	MACK	E9881	450063C91	NAVISTAR	E4604
18QK201M2	MACK	E9881	452344C91	NAVISTAR	E4450B
18QK204M2	MACK	E9881	453831C91	NAVISTAR	E6808
18QK214	MACK	E9881	459307C91	NAVISTAR	E4613
18QK214P2	MACK	E4617	460116B	AUTOMANN	E4438B
18QK23A	MACK	E4617	460122B	AUTOMANN	E4449B
18QK23A	MACK	E9877	460148B	AUTOMANN	E4450B
18QK28A	MACK	E4616	460160B	AUTOMANN	E4451B
18QK28A	MACK	E9878	460162B	AUTOMANN	E4452B
18QK29301	MACK	E4617	460166B	AUTOMANN	E4458B
18QK29301	MACK	E9877	460166B2	AUTOMANN	E4553
194688R91	NAVISTAR	E4602	460168B	AUTOMANN	E4459B
10QH312P1	MACK	E4628	460172B	AUTOMANN	E6451B
205SQ11	MACK	E4434B	460186B	AUTOMANN	E6450B
205SQ11	MACK	E4434N	460188B	AUTOMANN	E4431B
205SQ12	MACK	E4454B	460188B2	AUTOMANN	E4514
205SQ12	MACK	E4454N	460194B	AUTOMANN	E4467B
212033L	DAYTON PARTS	E4628	460194B	AUTOMANN	E4469B
212069R	DAYTON PARTS	E4609	460194B2	AUTOMANN	E4562
212070L	DAYTON PARTS	E4608	460196B	AUTOMANN	E4469B
212115R	DAYTON PARTS	E4617	460204B	AUTOMANN	E4468B
212202R	DAYTON PARTS	E4629	460212B	AUTOMANN	E4599B
219403R91	NAVISTAR	E4636	460212B2	AUTOMANN	E5444
219404R91	NAVISTAR	E4637	460216B	AUTOMANN	E4693B
229265R91	NAVISTAR	E4449B	460220C	AUTOMANN	E4696C
2500542C91	NAVISTAR	E11808C	460222C	AUTOMANN	E4458C
263498C91	NAVISTAR	E4600	460244B	AUTOMANN	E6198B
263499C91	NAVISTAR	E4601	460246B	AUTOMANN	E6199B
293327C1	NAVISTAR	E4519	460254B	AUTOMANN	E4696B
293328C2	NAVISTAR	E4534	460260B	AUTOMANN	E9941B
293329C1	NAVISTAR	E4549	460264B	AUTOMANN	E9943B
301SQ44	MACK	E4454B	460266B	AUTOMANN	E10104B
301SQ44	MACK	E4454N	460286B	AUTOMANN	E11394B
301SQ47CP1	MACK	E4467B	460480B	AUTOMANN	E6454B
301SQ47D	MACK	E4467B	460492B	AUTOMANN	E10106B
301SQ52	MACK	E4599B	460494B	AUTOMANN	E9945B
301SQ52A	MACK	E4599B	460512C	AUTOMANN	E11808C
301SW44	MACK	E4454B	460518C	AUTOMANN	E11808C
303136C92	NAVISTAR	E4441B	460DS1214	AUTOMANN	E9911
303136CP2	NAVISTAR	E4441B	461665C91	NAVISTAR	E4618
303137C92	NAVISTAR	E4434B	462ES187L	AUTOMANN	E4610
303137C92	NAVISTAR	E4434N	462ES187R	AUTOMANN	E4611
303138C92	NAVISTAR	E4449B	462ES2035L	AUTOMANN	E4622
303138R92	NAVISTAR	E4449B	462ES2036R	AUTOMANN	E4623
303139C92	NAVISTAR	E4442B	462ES2061L	AUTOMANN	E4612
303140C92	NAVISTAR	E4454B	462ES2062R	AUTOMANN	E4613
303140C92	NAVISTAR	E4454N	462ES2069R	AUTOMANN	E4609
307197C1	NAVISTAR	E4583	462ES2070L	AUTOMANN	E4608
310228SF	DAYTON PARTS	E4618	462ES2090L	AUTOMANN	E4628
310228SF	DAYTON PARTS	E9877	462ES2091R	AUTOMANN	E4629
310229SF	DAYTON PARTS	E4619	462ES2224L	AUTOMANN	E5391
310229SF	DAYTON PARTS	E9878	462ES2225R	AUTOMANN	E5402
313100C1	NAVISTAR	E4581	462ES3030R	AUTOMANN	E6856
377635C91	NAVISTAR	E4630	462ES3031L	AUTOMANN	E6857
377636C91	NAVISTAR	E4631	462ES3033L	AUTOMANN	E4629
37QC34A	MACK	E10114	462ES3034R	AUTOMANN	E4628
384460B	TRAILMOBILE	E4460B	462ES3176R	AUTOMANN	E9963
384693B	TRAILMOBILE	E4693B	462ES3177L	AUTOMANN	E8757
384696C	TRAILMOBILE	E4696C	462ES3214R	AUTOMANN	E9948
399942C93	NAVISTAR	E4451B	462ES3297R	AUTOMANN	E8758
408547C91	NAVISTAR	E4448B	462ES3298L	AUTOMANN	E8757
408547C93	NAVISTAR	E4448B	462ES3442R	AUTOMANN	E11788
438368C91	NAVISTAR	E4614	462ES3443L	AUTOMANN	E11789
438369C91	NAVISTAR	E4615	462ES373L	AUTOMANN	E4604
442354C91	NAVISTAR	E4629	462ES373R	AUTOMANN	E4605
442354C92	NAVISTAR	E4629	462ES405L	AUTOMANN	E4606

INTERCHANGE

# CROSS REFERENCE LISTING

PART#	COMPETITOR	EUCLID#	PART#	COMPETITOR	EUCLID#
462ES405R	AUTOMANN	E4607	493095C91	NAVISTAR	E4463B
462ES411L	AUTOMANN	E4630	493095C92	NAVISTAR	E4461B
462ES411R	AUTOMANN	E4631	493095C93	NAVISTAR	E4463B
462ES423L	AUTOMANN	E4614	493095C92	NAVISTAR	E4463B
462ES423R	AUTOMANN	E4615	493095C94	NAVISTAR	E4463B
462ES431L	AUTOMANN	E4616	493652C91	NAVISTAR	E6804
462ES431R	AUTOMANN	E4617	503523C91	NAVISTAR	E5386
462ES432R	AUTOMANN	E4615	506661C91	NAVISTAR	E5469
462ES9000	AUTOMANN	E9967	506661C91	NAVISTAR	E5469
462ES9001L	AUTOMANN	E10138	506662C91	NAVISTAR	E5470
462ES9001R	AUTOMANN	E10137	506662C91	NAVISTAR	E5470
4630S1179	AUTOMANN	E6818	506684C91	NAVISTAR	E4629
4630S1214	AUTOMANN	E9911	507835C91	NAVISTAR	E4630
463DS1020	AUTOMANN	E5386	507836C91	NAVISTAR	E4631
463DS1022	AUTOMANN	E6804	507837C91	NAVISTAR	E4614
463DS1028	AUTOMANN	E6808	507838C91	NAVISTAR	E4615
463DS1034	AUTOMANN	E5390	549800C91	NAVISTAR	E4468B
463DS1044	AUTOMANN	E6815	549811C1	NAVISTAR	E4545
463DS1064	AUTOMANN	E6816	577677C1	NAVISTAR	E5450
463DS1179	AUTOMANN	E6818	577682C91	NAVISTAR	E4595B
463DS1180	AUTOMANN	E6819	577682C91	NAVISTAR	E6847
463DS1199	AUTOMANN	E6833	577683C91	NAVISTAR	E4595B
463DS1204	AUTOMANN	E6836	577683C91	NAVISTAR	E6848
463DS1207	AUTOMANN	E6839	577684C91	NAVISTAR	E4595B
463DS1214	AUTOMANN	E9911	581063C91	NAVISTAR	E4629
463DS1215	AUTOMANN	E11463	581064C91	NAVISTAR	E4603
463DS1218	AUTOMANN	E9897	586806C91	NAVISTAR	E4697B
463DS1270	AUTOMANN	E9933	586806C92	NAVISTAR	E4697B
463DS1271	AUTOMANN	E9934	586806C93	NAVISTAR	E4697B
463DS1379S	AUTOMANN	E9957	586808C91	NAVISTAR	E4693B
463DS908	AUTOMANN	E5325	586809C91	NAVISTAR	E4697B
463DS910	AUTOMANN	E5326	588808C91	NAVISTAR	E4693B
463DS948	AUTOMANN	E5338	590583C91	NAVISTAR	E4628
463DS949	AUTOMANN	E5339	590584C91	NAVISTAR	E4629
463DS953	AUTOMANN	E5342	591945C92	NAVISTAR	E4448B
463DS979	AUTOMANN	E5366	592872C91	NAVISTAR	E6858
463DS987	AUTOMANN	E5373	597258C91	NAVISTAR	E4458C
463DS992	AUTOMANN	E5378	597261C1	NAVISTAR	E5442
463DS993	AUTOMANN	E5379	597553C1	NAVISTAR	E5445
463DS994	AUTOMANN	E5380	597556C91	NAVISTAR	E4694C
463ES3214R	AUTOMANN	E9948	61556R91	NAVISTAR	E4431B
470752C9	NAVISTAR	E4463B	69576R92	NAVISTAR	E4434B
472093C91	NAVISTAR	E4448B	69576R92	NAVISTAR	E4434N
472094C91	NAVISTAR	E4462B	8336B	MOOG	E6865B
473695C91	NAVISTAR	E4460B	8375B	MOOG	E4431B
473695C92	NAVISTAR	E4460B	838308B	VOLVO	E4616
474520C91	NAVISTAR	E4458B	8386B	MOOG	E4434B
474520C91	NAVISTAR	E4458C	8386N	MOOG	E4434N
474524C1	NAVISTAR	E4553	839307B	VOLVO	E4617
480645C92	NAVISTAR	E5366	839307B	WHITE TRUCK	E4617
486354C91	NAVISTAR	E4628	839308B	WHITE TRUCK	E4616
486355C91	NAVISTAR	E4629	8462B	MOOG	E4435B
486355C91F	NAVISTAR	E4629	8462N	MOOG	E4435N
486355R91	NAVISTAR	E4629	8476B	MOOG	E4598B
486806C93	NAVISTAR	E4697B	8488B	MOOG	E4440B
486807C91	NAVISTAR	E6849	8489B	MOOG	E4442B
486978C91	NAVISTAR	E6878	8489N	MOOG	E4442B
486979C91	NAVISTAR	E6804	8490T	MOOG	E4430B
489023C91	NAVISTAR	E5390	8491B	MOOG	E4443B
490425C91	NAVISTAR	E6878	8491N	MOOG	E4443N
491611C92	NAVISTAR	E5378	8492B	MOOG	E4444B
491665C91	NAVISTAR	E4618	8492N	MOOG	E4444N
491666C91	NAVISTAR	E4642	8500B	MOOG	E4445B
493092C91	NAVISTAR	E4461B	8500N	MOOG	E4445N
493092C92	NAVISTAR	E4461B	8507B	MOOG	E4438B
493094C92	NAVISTAR	E4462B	8507B	MOOG	E4438N
493094C93	NAVISTAR	E4451B	8507N	MOOG	E4438N
493094C94	NAVISTAR	E4462B	8514B	MOOG	E4449B
493094C95	NAVISTAR	E4451B	8514N	MOOG	E4449B

INTERCHANGE



# CROSS REFERENCE LISTING

PART#	COMPETITOR	EUCLID#	PART#	COMPETITOR	EUCLID#
8517B	MOOG	E4448B	A3144C237	FRIEGHTLINER	E4618
8518B	MOOG	E4454B	A3144C237	KENWORTH	E4618
8518N	MOOG	E4454N	A3144C237	PETERBILT	E4618
8519B	MOOG	E4441B	A3144C237	VOLVO	E4618
8519B10	MOOG	E4441B	A3144D238	FRIEGHTLINER	E4619
8519N	MOOG	E4441B	A3144D238	KENWORTH	E4619
8527B	MOOG	E4598B	A3144D238	PETERBILT	E4619
8551B	MOOG	E6453B	A3144D238	VOLVO	E4619
8553B	MOOG	E4450B	A3144D524	FRIEGHTLINER	E4615
8560B	MOOG	E6869C	A3144D524	KENWORTH	E4615
8567B	MOOG	E4451B	A3144D524	MACK	E4615
8567N	MOOG	E4451B	A3144D524	PETERBILT	E4615
8568B	MOOG	E4452B	A3144D524	VOLVO	E4615
8570B	MOOG	E4453B	A3144E525	FRIEGHTLINER	E4614
8570N	MOOG	E4453B	A3144E525	KENWORTH	E4614
8571B	MOOG	E4458B	A3144E525	MACK	E4614
8571C	MOOG	E4458C	A3144E525	PETERBILT	E4614
8572B	MOOG	E4459B	A3144E525	VOLVO	E4614
8572C	MOOG	E4459C	A3144F448	FRIEGHTLINER	E4629
8573B	MOOG	E4457B	A3144G449	FRIEGHTLINER	E4628
8574B	MOOG	E6451B	A3144J296	FRIEGHTLINER	E4616
8577B	MOOG	E4460B	A3144J296	KENWORTH	E4617
8579B	MOOG	E4461B	A3144J296	PETERBILT	E4617
8581B	MOOG	E4462B	A3144J296	VOLVO	E4617
8581N	MOOG	E4462B	A3144K297	FRIEGHTLINER	E4617
8583B	MOOG	E4463B	A3144K297	KENWORTH	E4616
8583N	MOOG	E4463B	A3144K297	PETERBILT	E4616
8585B	MOOG	E4459C	A3144K297	VOLVO	E4616
8589B	MOOG	E6450B	A3144M533	FRIEGHTLINER	E6847
8590B	MOOG	E4468B	A3144M533	KENWORTH	E6847
8601B	MOOG	E4467B	A3144N534	FRIEGHTLINER	E6848
8603B	MOOG	E4469B	A3144N534	KENWORTH	E6848
8605B	MOOG	E4471B	A3144Q225	FRIEGHTLINER	E4610
8607B	MOOG	E4470B	A3144Q225	KENWORTH	E4610
8610B	MOOG	E4697B	A3144Q225	PETERBILT	E4610
8611C	MOOG	E4695C	A3144Q225	VOLVO	E4610
8612B	MOOG	E4595B	A3144R226	FRIEGHTLINER	E4611
8613B	MOOG	E4469B	A3144R226	KENWORTH	E4611
8616B	MOOG	E4694C	A3144R226	PETERBILT	E4611
8616C	MOOG	E4694C	A3144R226	VOLVO	E4611
8617B	MOOG	E4693B	A3144U438	MACK	E4628
8617C	MOOG	E6875C	A3144U438	VOLVO	E4628
8618C	MOOG	E4696C	A3144V437	VOLVO	E4629
8627C	MOOG	E6454C	AKP3490	PAI	E4467B
8631C	MOOG	E6869C	AKP3490	PAI	E4467B
8633C	MOOG	E6194C	AKP36B	AUTOMANN	E4440B
8635C	MOOG	E4695C	AKP62B	AUTOMANN	E4450B
8637B	MOOG	E6198B	AKP85B	AUTOMANN	E4467B
8639B	MOOG	E6195B	AKP9819	PAI	E4599B
8641B	MOOG	E6197B	AKP9819	PAI	E4599B
8643B	MOOG	E6196B	AKP9821	PAI	E4454N
8645B	MOOG	E4448B	AKP9821	PAI	E4454N
8659B	MOOG	E10104B	AKP9822	PAI	E4468B
887783A	AUTOCAR	E4616	AKP9822	PAI	E4468B
887783A	BROCKWAY	E4616	AKP9823	PAI	E4458B
887783A	WHITE TRUCK	E4616	ARE9950	PAI	E4616
887784A	AUTOCAR	E4617	ARE9950	PAI	E4616
887784A	BROCKWAY	E4617	ARE9955	PAI	E4611
887784A	WHITE TRUCK	E4617	ARE9955	PAI	E4611
894049R93	NAVISTAR	E6847	ARE9970	PAI	E4607
894050R93	NAVISTAR	E6848	ARE9970	PAI	E4607
894144R91	NAVISTAR	E4634	ARE9984	PAI	E4610
894145R91	NAVISTAR	E4635	ARE9984	PAI	E4610
966135R2	NAVISTAR	E4550	ARE9985	PAI	E4640
969055R91	NAVISTAR	E4616	ARE9985	PAI	E4640
969056R91	NAVISTAR	E4617	ARE9986	PAI	E4629
982232R3	NAVISTAR	E4520	ARE9987	PAI	E4628
A23144M273	KENWORTH	E6847	ARE9988	PAI	E4615
A23144N274	KENWORTH	E6848	ARE9988	PAI	E4615

INTERCHANGE

# CROSS REFERENCE LISTING

PART#	COMPETITOR	EUCLID#	PART#	COMPETITOR	EUCLID#
ARE9989	PAI	E4614	BK239	FEDERAL MOGUL	E4539
ARE9990	PAI	E4617	BK239	TRW	E4539
ARE9990	PAI	E4617	BK240	TRW	E4540
ARE9991	PAI	E4617	BK246	FEDERAL MOGUL	E4542
ARE9993	PAI	E9881	BK246	TRW	E4542
B389	MOOG	E4513	BK251	FEDERAL MOGUL	E4543
B409N	MOOG	E4520	BK251	TRW	E4543
B410	MOOG	E4518	BK252	FEDERAL MOGUL	E4544
B457	MOOG	E4523	BK252	TRW	E4544
B483	MOOG	E4519	BK256	FEDERAL MOGUL	E4541
B496	MOOG	E4534	BK256	TRW	E4541
B497	MOOG	E4564	BK260	FEDERAL MOGUL	E4523
B498	MOOG	E4564	BK260	TRW	E4522
B4TZ3A130B	FORD	E4611	BK260	TRW	E4523
B511	MOOG	E4538	BK265	FEDERAL MOGUL	E4545
B516N	MOOG	E4539	BK265	TRW	E4545
B517	MOOG	E4536	BK266	FEDERAL MOGUL	E4546
B524	MOOG	E4542	BK266	TRW	E4546
B527	MOOG	E4541	BK270	FEDERAL MOGUL	E4547
B531	MOOG	E4543	BK270	TRW	E4547
B532	MOOG	E4544	BK271	FEDERAL MOGUL	E4549
B547	MOOG	E4550	BK271	TRW	E4549
B548	MOOG	E4549	BK272	FEDERAL MOGUL	E4550
B5TZ3A130A	FORD	E4611	BK272	TRW	E4550
B5TZ3A131A	FORD	E4610	BK275	FEDERAL MOGUL	E4552
B7TZ3111C	FORD	E4434B	BK275	TRW	E4552
B7TZ3111C	FORD	E4434N	BK276	FEDERAL MOGUL	E4553
B7TZ3111F	FORD	E4438B	BK276	TRW	E4553
B7TZ3111F	FORD	E4438N	BK277	FEDERAL MOGUL	E4554
B801	BRACOM	E4434B	BK277	TRW	E4554
B802	BRACOM	E4434N	BK278	FEDERAL MOGUL	E4555
B803	BRACOM	E4442B	BK278	TRW	E4555
B804	BRACOM	E4442B	BK284	TRW	E4562
B805	BRACOM	E4449B	BK285	FEDERAL MOGUL	E4563
B806	BRACOM	E4450B	BK285	TRW	E4563
B807	BRACOM	E4451B	BU171	FLAGG	E4564
B810	BRACOM	E4462B	BU200	FLAGG	E4520
B811	BRACOM	E4454B	BU209	FLAGG	E4536
B812	BRACOM	E4454N	BU210	FLAGG	E4538
B813	BRACOM	E4458B	BU233	FLAGG	E4541
B814	BRACOM	E4467B	BU245	FLAGG	E4544
B818	BRACOM	E4468B	BU252	FLAGG	E4523
B819	BRACOM	E4469B	BU253	FLAGG	E4534
B8TZ3A130B	FORD	E4618	BU259	FLAGG	E4549
B8TZ3A130B	FORD	E4619	BU262	FLAGG	E4545
B8TZ3A131B	FORD	E4618	BU266	FLAGG	E4554
B8TZ3A131B	FORD	E4619	BU267	FLAGG	E4546
BK138N	FEDERAL MOGUL	E4513	BU277	FLAGG	E4555
BK138N	TRW	E4513	BU283	FLAGG	E4562
BK148N	TRW	E4514	BU287	FLAGG	E4563
BK151	FEDERAL MOGUL	E4519	BU295	FLAGG	E5444
BK151	TRW	E4518	BU81	FLAGG	E4513
BK151	TRW	E4519	BU85	FLAGG	E4514
BK152	TRW	E4518	BU95	FLAGG	E4519
BK200	TRW	E4521	C1TZ3A130A	FORD	E4635
BK212	FEDERAL MOGUL	E4564	C1TZ3A130B	FORD	E4603
BK212	TRW	E4564	C1TZ3A130C	FORD	E4611
BK213	FEDERAL MOGUL	E4564	C1TZ3A131A	FORD	E4634
BK214	FEDERAL MOGUL	E4534	C1TZ3A131A	FORD	E4636
BK214	TRW	E4534	C1TZ3A131B	FORD	E4602
BK223	FEDERAL MOGUL	E4520	C1TZ3A131C	FORD	E4610
BK223	TRW	E4520	C2TZ3110E	FORD	E4520
BK227	FEDERAL MOGUL	E4538	C2TZ3111F	FORD	E4438N
BK227	TRW	E4538	C2TZ3111G	FORD	E4441B
BK228	FEDERAL MOGUL	E4536	C3TZ3111A	FORD	E4440B
BK228	TRW	E4536	C3TZ3111A	FORD	E6199C
BK233	TRW	E4524	C3TZ3A130D	FORD	E4605
BK234	TRW	E4525	C3TZ3A131D	FORD	E4604
BK237	TRW	E4539	C4TZ3111C	FORD	E4449B

INTERCHANGE

# CROSS REFERENCE LISTING

PART#	COMPETITOR	EUCLID#	PART#	COMPETITOR	EUCLID#
C5TZ3117C	FORD	E4583	DL2451	EATON TOP SPEC	E5342
C6TZ3110A	FORD	E4549	DL2452	EATON	E5325
C7TZ3111A	FORD	E4445B	DL2452	EATON TOP SPEC	E5325
C7TZ3111A	FORD	E4445N	DS1018	FLAGG	E5390
C7TZ3304A	FORD	E5310	DS1020	FEDERAL MOGUL	E5386
C7TZ3A130A	FORD	E4605	DS1020	FLAGG	E5386
C7TZ3A130D	FORD	E4605	DS1020	INDUSTRY	E5386
C7TZ3A131A	FORD	E4604	DS1020	MCQUAY	E5386
C7TZ3A131D	FORD	E4604	DS1020	MOOG	E5386
C8TZ3A130A	FORD	E4611	DS1020	TRW	E5386
C9TZ3110B	FORD	E4534	DS1022	FEDERAL MOGUL	E6804
D0H3A130B	FORD	E4617	DS1022	FLAGG	E6804
D0HA3304F	FORD	E5325	DS1022	MOOG	E6804
D0HZ3111C	FORD	E4449B	DS1022	TRW	E6804
D0HZ3111E	FORD	E4454B	DS1024	FEDERAL MOGUL	E6806
D0HZ3111E	FORD	E4454N	DS1024	INDUSTRY	E6806
D0HZ3117A	FORD	E4581	DS1024	TRW	E6806
D0HZ3281A	FORD	E9957	DS1028	FEDERAL MOGUL	E6808
D0HZ3304B	FORD	E5342	DS1028	FLAGG	E6808
D0HZ3A130A	FORD	E4615	DS1028	INDUSTRY	E6808
D0HZ3A130B	FORD	E4617	DS1028	MOOG	E6808
D0HZ3A130C	FORD	E9877	DS1028	TRW	E6808
D0HZ3A130D	FORD	E4615	DS1031	FEDERAL MOGUL	E6878
D0HZ3A131A	FORD	E4614	DS1031	FLAGG	E6878
D0HZ3A131B	FORD	E4616	DS1031	MOOG	E6878
D0HZ3A131C	FORD	E9878	DS1031	TRW	E6878
D0HZ3A131D	FORD	E4614	DS1034	FEDERAL MOGUL	E5390
D0HZ3B711A	FORD	E9967	DS1034	FLAGG	E5390
D1HZ3111A	FORD	E4441B	DS1034	INDUSTRY	E5390
D1HZ3111A	FORD	E4442B	DS1034	MCQUAY	E5390
D1TZ3A130A	FORD	E4602	DS1034	MOOG	E5390
D2TZ3111D	FORD	E4440B	DS1034	TRW	E5390
D3TZ3111A	FORD	E4445B	DS1044	FEDERAL MOGUL	E6815
D3TZ3111A	FORD	E4445N	DS1044	FLAGG	E6815
D4HZ3281A	FORD	E9958	DS1044	MOOG	E6815
D5HA3304DB	FORD	E5325	DS1044	TRW	E6815
D5HA3304EA	FORD	E5342	DS1064	FEDERAL MOGUL	E6816
D5HA3304EB	FORD	E5342	DS1064	FLAGG	E6816
D5HZ3110A	FORD	E4545	DS1064	INDUSTRY	E6816
D5HZ3110C	FORD	E4553	DS1064	MCQUAY	E6816
D5HZ3111C	FEDERAL MOGUL	E4458B	DS1064	MOOG	E6816
D5HZ3304D	FORD	E5325	DS1064	TRW	E6816
D5TZ3A130A	FORD	E4622	DS1067	FEDERAL MOGUL	E6817
D5TZ3A131A	FORD	E4623	DS1067	FLAGG	E6817
D5UZ3111A	FORD	E6453B	DS1067	TRW	E6817
D5UZ3111B	FORD	E6451B	DS1179	FEDERAL MOGUL	E6818
D6HZ3111A	FORD	E4459B	DS1179	FLAGG	E6818
D6HZ3111B	FORD	E4457B	DS1179	INDUSTRY	E6818
D6HZ3111C	FORD	E4459C	DS1179	MOOG	E6818
D6TZ3111A	FORD	E4452B	DS1179	TRW	E6818
D7HT3304SA	FORD	E5325	DS1180	FEDERAL MOGUL	E6819
D7HZ3111A	FORD	E4441B	DS1180	FLAGG	E6819
D7TZ3111A	FORD	E4445B	DS1180	INDUSTRY	E6819
D7TZ3111A	FORD	E4445N	DS1180	MOOG	E6819
DL2345	EATON	E5378	DS1180	TRW	E6819
DL2345	EATON TOP SPEC	E5378	DS1186	FEDERAL MOGUL	E6825
DL2346	EATON	E5379	DS1186	INDUSTRY	E6825
DL2346	EATON TOP SPEC	E5379	DS1186	MOOG	E6825
DL2347	EATON	E5380	DS1186	TRW	E6825
DL2347	EATON TOP SPEC	E5380	DS1191	FEDERAL MOGUL	E6827
DL2351	EATON	E5386	DS1191	FLAGG	E6827
DL2351	EATON TOP SPEC	E5386	DS1191	INDUSTRY	E6827
DL2360	EATON	E5366	DS1191	MOOG	E6827
DL2360	EATON TOP SPEC	E5366	DS1191	TRW	E6827
DL2449	EATON	E5372	DS1199	FEDERAL MOGUL	E6833
DL2449	EATON TOP SPEC	E5372	DS1199	FLAGG	E6833
DL2450	EATON	E5373	DS1199	INDUSTRY	E6833
DL2450	EATON TOP SPEC	E5373	DS1199	MOOG	E6833
DL2451	EATON	E5342	DS1199	TRW	E6833

INTERCHANGE

# CROSS REFERENCE LISTING

PART#	COMPETITOR	EUCLID#	PART#	COMPETITOR	EUCLID#
DS1200	FEDERAL MOGUL	E6834	DS907	FEDERAL MOGUL	E6816
DS1200	FLAGG	E6834	DS907	MCQUAY	E6816
DS1200	INDUSTRY	E6834	DS907	MOOG	E6816
DS1200	MOOG	E6834	DS907	TRW	E6816
DS1200	TRW	E6834	DS908	FEDERAL MOGUL	E5325
DS1201	INDUSTRY	E6836	DS908	FLAGG	E5325
DS1203	FEDERAL MOGUL	E6835	DS908	INDUSTRY	E5325
DS1203	FLAGG	E6835	DS908	MCQUAY	E5325
DS1203	MOOG	E6835	DS908	MOOG	E5325
DS1203	TRW	E6835	DS908	TRW	E5325
DS1204	FEDERAL MOGUL	E6836	DS910	FEDERAL MOGUL	E5326
DS1204	FLAGG	E6836	DS910	FLAGG	E5326
DS1204	MOOG	E6836	DS910	INDUSTRY	E5326
DS1204	TRW	E6836	DS910	MCQUAY	E5326
DS1207	FEDERAL MOGUL	E6839	DS910	MOOG	E5326
DS1207	FLAGG	E6839	DS910	TRW	E5326
DS1207	MOOG	E6839	DS948	FEDERAL MOGUL	E5338
DS1207	TRW	E6839	DS948	FLAGG	E5338
DS1214	FEDERAL MOGUL	E9911	DS948	INDUSTRY	E5338
DS1214	FLAGG	E9911	DS948	MCQUAY	E5338
DS1214	INDUSTRY	E9911	DS948	MOOG	E5338
DS1214	MOOG	E9911	DS948	TRW	E5338
DS1214	TRW	E9911	DS949	FEDERAL MOGUL	E5339
DS1215	FEDERAL MOGUL	E11463	DS949	FLAGG	E5339
DS1215	FLAGG	E11463	DS949	INDUSTRY	E5339
DS1215	INDUSTRY	E11463	DS949	MCQUAY	E5339
DS1215	TRW	E11463	DS949	MOOG	E5339
DS1218	FLAGG	E9897	DS949	TRW	E5339
DS1218	MOOG	E9897	DS953	FEDERAL MOGUL	E5342
DS1218	TRW	E9897	DS953	FLAGG	E5342
DS1234	FEDERAL MOGUL	E9931	DS953	INDUSTRY	E5342
DS1234	TRW	E9931	DS953	MCQUAY	E5342
DS1261	TRW	E9961	DS953	MOOG	E5342
DS1265	FEDERAL MOGUL	E9925	DS953	TRW	E5342
DS1265	FLAGG	E9925	DS979	FEDERAL MOGUL	E5366
DS1265	TRW	E9925	DS979	FLAGG	E5366
DS1266	FEDERAL MOGUL	E9926	DS979	INDUSTRY	E5366
DS1266	FLAGG	E9926	DS979	MCQUAY	E5366
DS1266	TRW	E9926	DS979	MOOG	E5366
DS1268	FEDERAL MOGUL	E9927	DS979	TRW	E5366
DS1268	TRW	E9927	DS986	FEDERAL MOGUL	E5372
DS1269	FEDERAL MOGUL	E9929	DS986	FLAGG	E5372
DS1269	TRW	E9929	DS986	INDUSTRY	E5372
DS1270	FEDERAL MOGUL	E9933	DS986	MCQUAY	E5372
DS1270	FLAGG	E9933	DS986	MOOG	E5372
DS1270	TRW	E9933	DS986	TRW	E5372
DS1271	FEDERAL MOGUL	E9934	DS986	FEDERAL MOGUL	E5372
DS1271	FLAGG	E9934	DS987	FLAGG	E5373
DS1271	TRW	E9934	DS987	INDUSTRY	E5373
DS1362S	FLAGG	E9960	DS987	MCQUAY	E5373
DS1362S	TRW	E9960	DS987	MOOG	E5373
DS1366	FEDERAL MOGUL	E9937	DS987	TRW	E5373
DS1366	TRW	E9937	DS988	FEDERAL MOGUL	E5374
DS1367A	TRW	E9959	DS988	FLAGG	E5374
DS1368A	TRW	E9964	DS988	INDUSTRY	E5374
DS1369	FEDERAL MOGUL	E9936	DS988	MCQUAY	E5374
DS1369	FLAGG	E9936	DS988	MOOG	E5374
DS1369	TRW	E9936	DS988	TRW	E5374
DS1379S	FLAGG	E9957	DS992	FEDERAL MOGUL	E5378
DS1379S	TRW	E9957	DS992	FLAGG	E5378
DS1380S	TRW	E9958	DS992	INDUSTRY	E5378
DS1442	TRW	E11790	DS992	MCQUAY	E5378
DS1454	TRW	E8732	DS992	MOOG	E5378
DS800	FEDERAL MOGUL	E5310	DS992	TRW	E5378
DS800	FLAGG	E5310	DS993	FEDERAL MOGUL	E5379
DS800	INDUSTRY	E5310	DS993	FLAGG	E5379
DS800	MCQUAY	E5310	DS993	INDUSTRY	E5379
DS800	MOOG	E5310	DS993	MCQUAY	E5379
DS800	TRW	E5310	DS993	MOOG	E5379

INTERCHANGE

# CROSS REFERENCE LISTING

PART#	COMPETITOR	EUCLID#	PART#	COMPETITOR	EUCLID#
DS993	TRW	E5379	EM99910	PAI	E4617
DS994	FEDERAL MOGUL	E5380	ER98210	PAI	E4454N
DS994	FLAGG	E5380	ER98220	PAI	E4468B
DS994	INDUSTRY	E5380	ES105L	TRW	E4634
DS994	MCQUAY	E5380	ES150L	FEDERAL MOGUL	E4634
DS994	MOOG	E5380	ES150L	FLAGG	E4634
DS994	TRW	E5380	ES150L	INDUSTRY	E4634
EOHT3304A	FORD	E5338	ES150L	MCQUAY	E4634
EOHT3304B	FORD	E5339	ES150L	MOOG	E4634
EOHT3304BA	FORD	E5338	ES150L	O & S MFG.	E4634
EOHT3304BB	FORD	E5338	ES150L	TRW	E4634
EOHT3304DA	FORD	E5339	ES150R	FEDERAL MOGUL	E4635
EOHT3304F	FORD	E6839	ES150R	FLAGG	E4635
EOHZ3304A	FORD	E5338	ES150R	INDUSTRY	E4635
EOHZ3304B	FORD	E5339	ES150R	MCQUAY	E4635
EOHZ3304D	FORD	E5339	ES150R	MOOG	E4635
EOTZ3111A	FORD	E6450B	ES150R	O & S MFG.	E4635
E11003	O & S MFG.	E4615	ES150R	TRW	E4635
E11004	O & S MFG.	E4614	ES176L	FEDERAL MOGUL	E4636
E11981	EATON	E8758	ES176L	FLAGG	E4636
E11982	EATON	E8757	ES176L	INDUSTRY	E4636
E12969	O & S MFG.	E6856	ES176L	MOOG	E4636
E12970	O & S MFG.	E6857	ES176L	O & S MFG.	E4636
E15142	O & S MFG.	E10114	ES176L	TRW	E4636
E2315	BWP	E4442B	ES176R	FEDERAL MOGUL	E4637
E2HT3304AA	FORD	E5339	ES176R	FLAGG	E4637
E3HZ3304A	FORD	E6836	ES176R	INDUSTRY	E4637
E3HZ3304B	FORD	E5339	ES176R	MOOG	E4637
E3HZ3304H	FORD	E5325	ES176R	O & S MFG.	E4637
E3HZ3304J	FORD	E5342	ES176R	TRW	E4637
E3HZ3A130A	FORD	E4615	ES187L	FEDERAL MOGUL	E4610
E3HZ3A131A	FORD	E4614	ES187L	FLAGG	E4610
E4HZ3208B	FORD	E9959	ES187L	INDUSTRY	E4610
E4HZ3304B	FORD	E5325	ES187L	MCQUAY	E4610
E4HZ3A130A	FORD	E4615	ES187L	MOOG	E4610
E4HZ3A130B	FORD	E4615	ES187L	O & S MFG.	E4610
E4HZ3A131A	FORD	E4614	ES187L	TRW	E4610
E4HZ3B711A	FORD	E5325	ES187R	FEDERAL MOGUL	E4611
E5405L	MOOG	E4606	ES187R	FLAGG	E4611
E6HZ3304FB	FORD	E11790	ES187R	INDUSTRY	E4611
E6HZ3A130A	FORD	E4623	ES187R	MCQUAY	E4611
E6HZ3A131A	FORD	E4622	ES187R	MOOG	E4611
E6TZ3304A	FORD	E5390	ES187R	O & S MFG.	E4611
E6TZ3304C	FORD	E5390	ES187R	TRW	E4611
E7TZ3111A	FORD	E4452B	ES2010L	FLAGG	E6665
E8HZ3111A	FORD	E6195B	ES2010L	MOOG	E6665
E8HZ3304B	FORD	E6827	ES2010L	TRW	E6665
E8HZ3304E	FORD	E6835	ES2011R	FEDERAL MOGUL	E6720
E8HZ3304F	FORD	E6835	ES2011R	FLAGG	E6720
E8HZ3A130A	FORD	E4605	ES2011R	INDUSTRY	E6720
E8HZ3A131A	FORD	E4604	ES2011R	MCQUAY	E6720
E8TZ3111A	FORD	E6455C	ES2011R	MOOG	E6720
E8TZ3304A	FORD	E6694	ES2011R	TRW	E6720
E9HZ3111A	FORD	E6196B	ES2026R	FEDERAL MOGUL	E6403
E9HZ3111B	FORD	E6197B	ES2026R	FLAGG	E6403
E9HZ3111C	FORD	E9943B	ES2026R	INDUSTRY	E6403
E9TZ3111A	FORD	E6196B	ES2026R	MCQUAY	E6403
E9TZ3111B	FORD	E6197B	ES2026R	MOOG	E6403
EM99860	HALDEX	E4629	ES2026R	TRW	E6403
EM99860	PAI	E4629	ES2027L	FEDERAL MOGUL	E6404
EM99870	HALDEX	E4628	ES2027L	FLAGG	E6404
EM99870	PAI	E4628	ES2027L	INDUSTRY	E6404
EM99880	HALDEX	E4615	ES2027L	MCQUAY	E6404
EM99880	PAI	E4615	ES2027L	MOOG	E6404
EM99890	HALDEX	E4614	ES2027L	TRW	E6404
EM99890	PAI	E4614	ES2030R	FEDERAL MOGUL	E5392
EM99900	HALDEX	E4616	ES2030R	FLAGG	E5392
EM99900	PAI	E4616	ES2030R	MCQUAY	E5392
EM99910	HALDEX	E4617	ES2030R	MOOG	E5392

INTERCHANGE

# CROSS REFERENCE LISTING

PART#	COMPETITOR	EUCLID#	PART#	COMPETITOR	EUCLID#
ES2030R	TRW	E5392	ES2113R	INDUSTRY	E9877
ES2035L	FEDERAL MOGUL	E4622	ES2113R	MOOG	E4617
ES2035L	FLAGG	E4622	ES2113R	TRW	E4617
ES2035L	INDUSTRY	E4622	ES2114R	FEDERAL MOGUL	E9877
ES2035L	MCQUAY	E4622	ES2114R	FLAGG	E4617
ES2035L	MOOG	E4622	ES2114R	FLAGG	E9877
ES2035L	O & S MFG.	E4622	ES2114R	MOOG	E4617
ES2035L	TRW	E4622	ES2114R	MOOG	E9877
ES2036R	FLAGG	E4623	ES2114R	TRW	E4617
ES2036R	MOOG	E4623	ES2115R	FEDERAL MOGUL	E9877
ES2036R	O & S MFG.	E4623	ES2115R	FLAGG	E9877
ES2036R	TRW	E4623	ES2115R	MOOG	E4617
ES2040R	FEDERAL MOGUL	E9877	ES2115R	TRW	E4617
ES2040R	FLAGG	E9877	ES2115R	TRW	E9877
ES2040R	INDUSTRY	E9877	ES2116L	FEDERAL MOGUL	E9878
ES2040R	MOOG	E4617	ES2116L	FLAGG	E4616
ES2040R	O & S MFG.	E4617	ES2116L	FLAGG	E9878
ES2040R	TRW	E4617	ES2116L	INDUSTRY	E9878
ES2041L	FEDERAL MOGUL	E9878	ES2116L	MCQUAY	E4616
ES2041L	FLAGG	E9878	ES2116L	MOOG	E4616
ES2041L	INDUSTRY	E9878	ES2116L	TRW	E4616
ES2041L	MCQUAY	E4616	ES2118L	FEDERAL MOGUL	E4640
ES2041L	MOOG	E4616	ES2118L	FLAGG	E4640
ES2041L	O & S MFG.	E4616	ES2118L	INDUSTRY	E4640
ES2041L	TRW	E4616	ES2118L	MCQUAY	E4640
ES2061L	FEDERAL MOGUL	E4612	ES2118L	MOOG	E4640
ES2061L	FLAGG	E4612	ES2118L	O & S MFG.	E4640
ES2061L	INDUSTRY	E4612	ES2118L	TRW	E4640
ES2061L	MCQUAY	E4612	ES2147R	TRW	E6678
ES2061L	MOOG	E4612	ES2147RL	MOOG	E6678
ES2061L	O & S MFG.	E4612	ES2200L	FEDERAL MOGUL	E6847
ES2061L	TRW	E4612	ES2200L	INDUSTRY	E6847
ES2062R	FEDERAL MOGUL	E4613	ES2200L	MOOG	E6847
ES2062R	FLAGG	E4613	ES2200L	TRW	E6847
ES2062R	INDUSTRY	E4613	ES2201R	FEDERAL MOGUL	E6848
ES2062R	MCQUAY	E4613	ES2201R	INDUSTRY	E6848
ES2062R	MOOG	E4613	ES2201R	TRW	E6848
ES2062R	O & S MFG.	E4613	ES2202R	FEDERAL MOGUL	E4629
ES2062R	TRW	E4613	ES2202R	FLAGG	E4629
ES2069R	FEDERAL MOGUL	E4609	ES2202R	INDUSTRY	E4629
ES2069R	FLAGG	E4609	ES2202R	MOOG	E4629
ES2069R	INDUSTRY	E4609	ES2202R	TRW	E4629
ES2069R	MCQUAY	E4609	ES2202R	FEDERAL MOGUL	E6849
ES2069R	MOOG	E4609	ES2203R	FLAGG	E6849
ES2069R	O & S MFG.	E4609	ES2203R	INDUSTRY	E6849
ES2069R	TRW	E4609	ES2203R	MOOG	E6849
ES2070L	FEDERAL MOGUL	E4608	ES2203R	TRW	E6849
ES2070L	FLAGG	E4608	ES2204R	FEDERAL MOGUL	E4629
ES2070L	INDUSTRY	E4608	ES2204R	INDUSTRY	E4629
ES2070L	MCQUAY	E4608	ES2204R	MOOG	E4629
ES2070L	MOOG	E4608	ES2204R	TRW	E4629
ES2070L	O & S MFG.	E4608	ES2207R	FEDERAL MOGUL	E4618
ES2070L	TRW	E4608	ES2207R	INDUSTRY	E4618
ES2090L	FEDERAL MOGUL	E4628	ES2207R	MOOG	E4618
ES2090L	FLAGG	E4628	ES2207R	O & S MFG.	E4618
ES2090L	INDUSTRY	E4628	ES2207R	TRW	E4618
ES2090L	MOOG	E4628	ES2208R	FEDERAL MOGUL	E4642
ES2090L	O & S MFG.	E4628	ES2208R	INDUSTRY	E4642
ES2090L	TRW	E4628	ES2208R	MOOG	E4642
ES2090L	TRW	E4629	ES2208R	O & S MFG.	E4642
ES2091R	FEDERAL MOGUL	E4629	ES2208R	TRW	E4618
ES2091R	FLAGG	E4629	ES2208R	TRW	E4642
ES2091R	INDUSTRY	E4629	ES2209R	FEDERAL MOGUL	E4629
ES2091R	MOOG	E4629	ES2209R	MOOG	E4629
ES2091R	O & S MFG.	E4629	ES2209R	TRW	E4629
ES2091R	TRW	E4628	ES2210L	FEDERAL MOGUL	E4628
ES2091R	TRW	E4629	ES2210L	INDUSTRY	E4628
ES2113R	FEDERAL MOGUL	E9877	ES2210L	MOOG	E4628
ES2113R	FLAGG	E9877	ES2210L	TRW	E4628

**INTERCHANGE**

# CROSS REFERENCE LISTING

PART#	COMPETITOR	EUCLID#	PART#	COMPETITOR	EUCLID#
ES2224L	AUTOMANN	E5391	ES3030R	MOOG	E6856
ES2224L	FEDERAL MOGUL	E5391	ES3030R	TRW	E6856
ES2224L	FLAGG	E5391	ES3031L	FEDERAL MOGUL	E6857
ES2224L	INDUSTRY	E5391	ES3031L	FLAGG	E6857
ES2224L	MCQUAY	E5391	ES3031L	INDUSTRY	E6857
ES2224L	MOOG	E5391	ES3031L	MOOG	E6857
ES2224L	TRW	E5391	ES3031L	TRW	E6857
ES2225R	AUTOMANN	E5402	ES3032R	FEDERAL MOGUL	E6858
ES2225R	FEDERAL MOGUL	E5402	ES3032R	FLAGG	E6858
ES2225R	FLAGG	E5402	ES3032R	MOOG	E6858
ES2225R	INDUSTRY	E5402	ES3032R	TRW	E6858
ES2225R	MOOG	E5402	ES3033L	FEDERAL MOGUL	E4628
ES2225R	TRW	E5402	ES3033L	FLAGG	E4628
ES222RL	MOOG	E5391	ES3033L	FLAGG	E4629
ES2233R	FEDERAL MOGUL	E6722	ES3033L	FLAGG	E9880
ES2233R	INDUSTRY	E6722	ES3033L	INDUSTRY	E4628
ES2233R	TRW	E6722	ES3033L	TRW	E4628
ES2234R	FEDERAL MOGUL	E6722	ES3033L	TRW	E4629
ES2234R	FLAGG	E6722	ES3033L	TRW	E9880
ES2234R	MOOG	E6722	ES3034R	FEDERAL MOGUL	E4629
ES2234R	TRW	E6722	ES3034R	FLAGG	E9879
ES235L	FEDERAL MOGUL	E4600	ES3034R	INDUSTRY	E4629
ES235L	FLAGG	E4600	ES3034R	MOOG	E4629
ES235L	INDUSTRY	E4600	ES3034R	TRW	E4628
ES235L	MCQUAY	E4600	ES3034R	TRW	E9879
ES235L	MOOG	E4600	ES3035L	TRW	E4622
ES235L	O & S MFG.	E4600	ES3036R	TRW	E4623
ES235NL	FEDERAL MOGUL	E4600	ES3037R	TRW	E4613
ES235NL	FLAGG	E4600	ES3038L	TRW	E4612
ES235NL	MCQUAY	E4600	ES3039L	TRW	E6863
ES235NL	MOOG	E4600	ES3040R	TRW	E6864
ES235NL	TRW	E4600	ES304L	FEDERAL MOGUL	E4602
ES235NR	FEDERAL MOGUL	E4601	ES304L	FLAGG	E4602
ES235NR	INDUSTRY	E4601	ES304L	INDUSTRY	E4602
ES235NR	MCQUAY	E4601	ES304L	MCQUAY	E4602
ES235NR	MOOG	E4601	ES304L	MOOG	E4602
ES235NR	TRW	E4601	ES304L	O & S MFG.	E4602
ES235R	FEDERAL MOGUL	E4601	ES304L	TRW	E4602
ES235R	FLAGG	E4601	ES304R	FEDERAL MOGUL	E4603
ES235R	MCQUAY	E4601	ES304R	FLAGG	E4603
ES235R	MOOG	E4601	ES304R	INDUSTRY	E4603
ES235R	O & S MFG.	E4601	ES304R	MCQUAY	E4603
ES2613L	FEDERAL MOGUL	E5469	ES304R	MOOG	E4603
ES2613L	FLAGG	E5469	ES304R	O & S MFG.	E4603
ES2613L	INDUSTRY	E5469	ES304R	TRW	E4603
ES2613L	MOOG	E5469	ES3056	FEDERAL MOGUL	E4617
ES2613L	TRW	E5469	ES3056	INDUSTRY	E4617
ES2614R	FEDERAL MOGUL	E5470	ES3056	TRW	E4617
ES2614R	FLAGG	E5470	ES3056	TRW	E4618
ES2614R	INDUSTRY	E5470	ES3057	FEDERAL MOGUL	E4616
ES2614R	MOOG	E5470	ES3057	INDUSTRY	E4616
ES2614R	TRW	E5470	ES3057	TRW	E4616
ES2914R	DANA	E6789	ES3057	TRW	E4619
ES2914R	FEDERAL MOGUL	E6789	ES3086L	FEDERAL MOGUL	E6135
ES2914R	MCQUAY	E6789	ES3086L	INDUSTRY	E6135
ES2914R	MOOG	E6789	ES3086L	TRW	E6135
ES2914R	TRW	E6789	ES3087R	FEDERAL MOGUL	E6136
ES2925L	TRW	E6694	ES3087R	INDUSTRY	E6136
ES3026L	FEDERAL MOGUL	E6854	ES3087R	TRW	E6136
ES3026L	FLAGG	E6854	ES3176	FEDERAL MOGUL	E9962
ES3026L	INDUSTRY	E6854	ES3176	TRW	E9962
ES3026L	MOOG	E6854	ES3176R	TRW	E9963
ES3026L	TRW	E6854	ES3177	FEDERAL MOGUL	E9963
ES3027R	FLAGG	E6855	ES3177	TRW	E9963
ES3027R	TRW	E6855	ES3177L	TRW	E9962
ES3030R	AUTOMANN	E6856	ES3214R	FEDERAL MOGUL	E9948
ES3030R	FEDERAL MOGUL	E6856	ES3214R	TRW	E9948
ES3030R	FLAGG	E6856	ES3217L	FLAGG	E4614
ES3030R	INDUSTRY	E6856	ES3217L	TRW	E4614

INTERCHANGE

# CROSS REFERENCE LISTING

PART#	COMPETITOR	EUCLID#	PART#	COMPETITOR	EUCLID#
ES3218R	FEDERAL MOGUL	E4615	ES346R	INDUSTRY	E4619
ES3218R	TRW	E4615	ES346R	MOOG	E4619
ES3219L	FEDERAL MOGUL	E9951	ES346R	O & S MFG.	E4619
ES3219L	FLAGG	E9951	ES346R	TRW	E4619
ES3219L	TRW	E9951	ES3476	TRW	E10137
ES3220R	FEDERAL MOGUL	E9952	ES3477	TRW	E10138
ES3220R	FLAGG	E9952	ES373L	FEDERAL MOGUL	E4604
ES3220R	TRW	E9952	ES373L	FLAGG	E4604
ES3252R	TRW	E9881	ES373L	INDUSTRY	E4604
ES3268L	TRW	E10112	ES373L	MCQUAY	E4604
ES3269R	TRW	E10113	ES373L	MOOG	E4604
ES3270L	TRW	E10110	ES373L	O & S MFG.	E4604
ES3271R	TRW	E10111	ES373L	TRW	E4604
ES3274L	FLAGG	E10108	ES373R	FEDERAL MOGUL	E4605
ES3274L	TRW	E10108	ES373R	FLAGG	E4605
ES3275R	FLAGG	E10109	ES373R	INDUSTRY	E4605
ES3275R	TRW	E10109	ES373R	MCQUAY	E4605
ES3283R	FEDERAL MOGUL	E9966	ES373R	MOOG	E4605
ES3283R	FLAGG	E9966	ES373R	O & S MFG.	E4605
ES3283R	TRW	E9966	ES373R	TRW	E4605
ES3284L	FEDERAL MOGUL	E9965	ES376L	FEDERAL MOGUL	E9878
ES3284L	FLAGG	E9965	ES376L	FLAGG	E4616
ES3284L	TRW	E9965	ES376L	FLAGG	E9878
ES3297R	FEDERAL MOGUL	E8758	ES376L	MCQUAY	E4616
ES3297R	FLAGG	E8758	ES376L	MCQUAY	E9878
ES3297R	TRW	E8758	ES376L	MOOG	E4616
ES3298L	FEDERAL MOGUL	E8757	ES376L	O & S MFG.	E4616
ES3298L	FLAGG	E8757	ES376L	TRW	E4616
ES3298L	TRW	E8757	ES376R	FEDERAL MOGUL	E9877
ES3304R	FEDERAL MOGUL	E9967	ES376R	FLAGG	E4617
ES3304R	TRW	E9967	ES376R	FLAGG	E9877
ES330L	FEDERAL MOGUL	E4620	ES376R	MCQUAY	E9877
ES330L	FLAGG	E4620	ES376R	MOOG	E4617
ES330L	INDUSTRY	E4620	ES376R	O & S MFG.	E4617
ES330L	MCQUAY	E4620	ES376R	TRW	E4617
ES330L	MOOG	E4620	ES405L	FEDERAL MOGUL	E4606
ES330L	O & S MFG.	E4620	ES405L	FLAGG	E4606
ES330L	TRW	E4620	ES405L	INDUSTRY	E4606
ES330R	FEDERAL MOGUL	E4621	ES405L	MCQUAY	E4606
ES330R	FLAGG	E4621	ES405L	MOOG	E4606
ES330R	INDUSTRY	E4621	ES405L	O & S MFG.	E4606
ES330R	MCQUAY	E4621	ES405L	TRW	E4606
ES330R	MOOG	E4621	ES405R	FEDERAL MOGUL	E4607
ES330R	O & S MFG.	E4621	ES405R	FLAGG	E4607
ES330R	TRW	E4621	ES405R	INDUSTRY	E4607
ES332L	FEDERAL MOGUL	E4624	ES405R	MCQUAY	E4607
ES332L	FLAGG	E4624	ES405R	MOOG	E4607
ES332L	INDUSTRY	E4624	ES405R	O & S MFG.	E4607
ES332L	MCQUAY	E4624	ES405R	TRW	E4607
ES332L	MOOG	E4624	ES411L	FEDERAL MOGUL	E4630
ES332L	O & S MFG.	E4624	ES411L	FLAGG	E4630
ES332L	TRW	E4624	ES411L	INDUSTRY	E4630
ES332R	FEDERAL MOGUL	E4625	ES411L	MCQUAY	E4630
ES332R	FLAGG	E4625	ES411L	MOOG	E4630
ES332R	INDUSTRY	E4625	ES411L	O & S MFG.	E4630
ES332R	MCQUAY	E4625	ES411L	TRW	E4630
ES332R	MOOG	E4625	ES411R	FEDERAL MOGUL	E4631
ES332R	O & S MFG.	E4625	ES411R	FLAGG	E4631
ES332R	TRW	E4625	ES411R	INDUSTRY	E4631
ES3442R	TRW	E11788	ES411R	MCQUAY	E4631
ES3443L	TRW	E11789	ES411R	MOOG	E4631
ES346L	FEDERAL MOGUL	E4618	ES411R	O & S MFG.	E4631
ES346L	FLAGG	E4618	ES411R	TRW	E4631
ES346L	INDUSTRY	E4618	ES423L	FEDERAL MOGUL	E4614
ES346L	MOOG	E4618	ES423L	FLAGG	E4614
ES346L	O & S MFG.	E4618	ES423L	INDUSTRY	E4614
ES346L	TRW	E4618	ES423L	MOOG	E4614
ES346R	FEDERAL MOGUL	E4619	ES423L	O & S MFG.	E4614
ES346R	FLAGG	E4619	ES423L	TRW	E4614

**INTERCHANGE**



# CROSS REFERENCE LISTING

PART#	COMPETITOR	EUCLID#	PART#	COMPETITOR	EUCLID#
ES423R	FEDERAL MOGUL	E4615	F5HZ3111A	FORD	E9945B
ES423R	FLAGG	E4615	F5HZ3280A	FORD	E9964
ES423R	INDUSTRY	E4615	F5HZ3304A	FORD	E9937
ES423R	MOOG	E4615	F5HZ3A130AA	FORD	E11788
ES423R	O & S MFG.	E4615	F5HZ3A130B	FORD	E9965
ES423R	TRW	E4615	F5HZ3A131AA	FORD	E11789
ES428L	FEDERAL MOGUL	E4622	F5HZ3A131AA	TRW	E11789
ES431L	FEDERAL MOGUL	E4616	F5HZ3A131B	FORD	E9966
ES431L	FLAGG	E4616	F6HZ3304FB	FORD	E11790
ES431L	INDUSTRY	E4616	F6HZ3A130AA	FORD	E11788
ES431L	TRW	E4616	F6HZ3A131AA	FORD	E11789
ES431R	FEDERAL MOGUL	E4617	FAK4444	NAVISTAR	E4430B
ES431R	FLAGG	E4617	FAK4446	NAVISTAR	E4431B
ES431R	MCQUAY	E4616	FAK4454	NAVISTAR	E4435B
ES431R	MOOG	E4616	FAK4460	NAVISTAR	E4598B
ES431R	O & S MFG.	E4616	FAK4461	NAVISTAR	E4440B
ES431R	TRW	E4617	FAK4465	NAVISTAR	E4435N
ES434L	FEDERAL MOGUL	E5391	FAK4467	NAVISTAR	E4443N
ES434L	FLAGG	E5391	FAK4468	NAVISTAR	E4443B
ES434L	MCQUAY	E5391	FAK4469	NAVISTAR	E4444N
ES434L	MOOG	E5391	FAK4470	NAVISTAR	E4444B
ES434L	TRW	E5391	FAK4471	NAVISTAR	E4445N
ES4LLR	MOOG	E4631	FAK4472	NAVISTAR	E4445B
ES6001T	MCQUAY	E6722	FAK4477	NAVISTAR	E4448B
ES9000	FLAGG	E9967	FAK4479	NAVISTAR	E6453B
ES9000	O & S MFG.	E9967	FAK4485	NAVISTAR	E4451B
ES9001L	FLAGG	E10138	FAK4487	NAVISTAR	E4452B
ES9001R	FLAGG	E10137	FAK4488	NAVISTAR	E4453B
ES9009	AUTOMANN	E8757	FAK4489	NAVISTAR	E4453B
ES9009	FLAGG	E8757	FAK4492	NAVISTAR	E6451B
ES9010	AUTOMANN	E8758	FAK4493	NAVISTAR	E4457B
ES9010	FLAGG	E8758	FAK4494	NAVISTAR	E4459B
FOHZ3281B	FORD	E9960	FAK4495	NAVISTAR	E4460B
FOHZ3304A	FORD	E6836	FAK4497	NAVISTAR	E4461B
FOHZ3304E	FORD	E6839	FAK4498	NAVISTAR	E4451B
FOHZ3304F	FORD	E6839	FAK4498	NAVISTAR	E4462B
FOHZ3304G	FORD	E6827	FAK4500	NAVISTAR	E4463B
FOHZ3A130B	FORD	E4622	FAK4505	NAVISTAR	E6450B
FOHZ3A130C	FORD	E4613	FAK4508	NAVISTAR	E4467B
FOHZ3A130D	FORD	E6863	FAK4509	NAVISTAR	E4469B
FOHZ3A131B	FORD	E4622	FAK4510	NAVISTAR	E4470B
FOHZ3A131B	FORD	E4623	FAK4511	NAVISTAR	E4471B
FOHZ3A131C	FORD	E4612	FAK4514	NAVISTAR	E4599B
FOHZ3A131D	FORD	E6864	FAK4516	NAVISTAR	E4697B
FOHZ3A131E	FORD	E4623	FAK4517	NAVISTAR	E4693B
FOHZ3A131F	FORD	E4622	FAK4518	NAVISTAR	E4462B
F1HZ3111A	FORD	E6195B	FAK4524	NAVISTAR	E4696C
F1HZ3280C	FORD	E9961	FAK4527	NAVISTAR	E4434N
F1HZ3304A	FORD	E9925	FAK4530	NAVISTAR	E5441B
F1HZ3304B	FORD	E9925	FAK4531	NAVISTAR	E4441B
F1HZ3304C	FEDERAL MOGUL	E9926	FAK4532	NAVISTAR	E4438B
F1HZ3304C	FORD	E9926	FAK4532	NAVISTAR	E4438N
F1HZ3304D	FEDERAL MOGUL	E9926	FAK4533	NAVISTAR	E4434B
F1HZ3304D	FORD	E9926	FAK4536	NAVISTAR	E4441B
F1HZ3304E	FORD	E9927	FAK4537	NAVISTAR	E4438N
F1HZ3304F	FORD	E9927	FAK4538	NAVISTAR	E4449B
F1HZ3304J	FORD	E9929	FAK4539	NAVISTAR	E4449B
F1HZ3304L	FORD	E9931	FAK4540	NAVISTAR	E4442B
F1HZ3A130A	FORD	E9962	FAK4541	NAVISTAR	E4454N
F1HZ3A130B	FORD	E9963	FAK4542	NAVISTAR	E4454B
F1HZ3A131A	FORD	E9963	FAK4544	NAVISTAR	E4442B
F2HT3304AA	FORD	E9933	FAK4545	NAVISTAR	E6865B
F2HZ3304C	FORD	E9933	FAK4548	NAVISTAR	E4441B
F2HZ3304D	FORD	E9934	FAK4549	NAVISTAR	E4434B
F3HZ3A130B	FORD	E9962	FAK4549	NAVISTAR	E4434N
F3HZ3A131B	FORD	E9963	FAK4550	NAVISTAR	E4449B
F4HZ3304A	FORD	E9936	FAK4551	NAVISTAR	E4442B
F4HZ3A130AA	FORD	E9966	FAK4553	NAVISTAR	E4450B
F4HZ3A131AA	FORD	E9965	FAK4555	NAVISTAR	E4468B

INTERCHANGE

# CROSS REFERENCE LISTING

PART#	COMPETITOR	EUCLID#	PART#	COMPETITOR	EUCLID#
FAK4558	NAVISTAR	E4458B	FAK8462	NAVISTAR	E4576
FAK4559	NAVISTAR	E4450B	FAK8466	NAVISTAR	E4577
FAK4560	NAVISTAR	E4595B	FAK8470	NAVISTAR	E4579
FAK4564	NAVISTAR	E4694C	FAK8477	NAVISTAR	E4580
FAK4566	NAVISTAR	E4695C	FAK8481	NAVISTAR	E4581
FAK4568	NAVISTAR	E4458C	FAK8485	NAVISTAR	E4582
FAK4570	NAVISTAR	E6199C	FAK8487	NAVISTAR	E4583
FAK4571	NAVISTAR	E4454B	FDL1020	NAVISTAR	E5386
FAK4572	NAVISTAR	E4696B	FDL1022	NAVISTAR	E6804
FAK4574	NAVISTAR	E6194C	FDL1024	NAVISTAR	E6806
FAK4582	NAVISTAR	E6198B	FDL1028	NAVISTAR	E6808
FAK4586	NAVISTAR	E6195B	FDL1031	NAVISTAR	E6878
FAK4587	NAVISTAR	E6196B	FDL1034	NAVISTAR	E5390
FAK4589	NAVISTAR	E6197B	FDL1044	NAVISTAR	E6815
FAK4601	NAVISTAR	E9941B	FDL1064	NAVISTAR	E6816
FAK4610	NAVISTAR	E11394B	FDL1067	NAVISTAR	E6817
FAK5444	NAVISTAR	E4460B	FDL1179	NAVISTAR	E6818
FAK5445	NAVISTAR	E4462B	FDL1180	NAVISTAR	E6819
FAK5446	NAVISTAR	E4451B	FDL1186	NAVISTAR	E6825
FAK5447	NAVISTAR	E4463B	FDL1191	NAVISTAR	E6827
FAK5451	NAVISTAR	E4463B	FDL1199	NAVISTAR	E6833
FAK5451	NAVISTAR	E4697B	FDL1200	NAVISTAR	E6834
FAK5452	NAVISTAR	E4460B	FDL1203	NAVISTAR	E6835
FAK5453	NAVISTAR	E6875C	FDL1204	NAVISTAR	E6836
FAK5454	NAVISTAR	E6198B	FDL1207	NAVISTAR	E6839
FAK5454	NAVISTAR	E6198B	FDL1214	NAVISTAR	E9911
FAK5455	NAVISTAR	E9941B	FDL1215	NAVISTAR	E11463
FAK5455	NAVISTAR	E9941B	FDL800	NAVISTAR	E5310
FAK5456	NAVISTAR	E9942B	FDL908	NAVISTAR	E5325
FAK5456	NAVISTAR	E9942B	FDL910	NAVISTAR	E5326
FAK5457	NAVISTAR	E11785B	FDL948	NAVISTAR	E5338
FAK6444	NAVISTAR	E4513	FDL949	NAVISTAR	E5339
FAK6445	NAVISTAR	E4514	FDL953	NAVISTAR	E5342
FAK6454	NAVISTAR	E4522	FDL979	NAVISTAR	E5366
FAK6455	NAVISTAR	E4523	FDL986	NAVISTAR	E5372
FAK6463	NAVISTAR	E4564	FDL987	NAVISTAR	E5373
FAK6466	NAVISTAR	E4524	FDL988	NAVISTAR	E5374
FAK6467	NAVISTAR	E4525	FDL992	NAVISTAR	E5378
FAK6469	NAVISTAR	E4539	FDL993	NAVISTAR	E5379
FAK6470	NAVISTAR	E4538	FDL994	NAVISTAR	E5380
FAK6471	NAVISTAR	E4540	FKP100C	FLAGG	E4695C
FAK6472	NAVISTAR	E4542	FKP101B	FLAGG	E6869C
FAK6473	NAVISTAR	E4541	FKP101C	FLAGG	E6869C
FAK6476	NAVISTAR	E4544	FKP102C	FLAGG	E5450
FAK6484	NAVISTAR	E4546	FKP102C	FLAGG	E6454C
FAK6486	NAVISTAR	E4547	FKP103C	FLAGG	E6455C
FAK6489	NAVISTAR	E4552	FKP104B	FLAGG	E6195B
FAK6490	NAVISTAR	E4554	FKP105B	FLAGG	E6196B
FAK6491	NAVISTAR	E4555	FKP106B	FLAGG	E6197B
FAK6496	NAVISTAR	E4563	FKP107B	FLAGG	E4459C
FAK6504	NAVISTAR	E4562	FKP107C	FLAGG	E4459C
FAK6509	NAVISTAR	E4520	FKP109B	FLAGG	E6194B
FAK6510	NAVISTAR	E4518	FKP109B	FLAGG	E6194C
FAK6515	NAVISTAR	E4523	FKP109C	FLAGG	E6194C
FAK6517	NAVISTAR	E4519	FKP110B	FLAGG	E6198B
FAK6519	NAVISTAR	E4534	FKP111B	FLAGG	E6199C
FAK6521	NAVISTAR	E4532	FKP111C	FLAGG	E6199C
FAK6522	NAVISTAR	E4550	FKP113B	FLAGG	E6875C
FAK6523	NAVISTAR	E4549	FKP113C	FLAGG	E6875C
FAK6526	NAVISTAR	E4543	FKP115B	FLAGG	E4696B
FAK6528	NAVISTAR	E4545	FKP116B	FLAGG	E6869C
FAK6531	NAVISTAR	E4553	FKP117B	FLAGG	E6454B
FAK6532	NAVISTAR	E5450	FKP118B	FLAGG	E9941B
FAK6534	NAVISTAR	E5445	FKP119B	FLAGG	E9942B
FAK6535	NAVISTAR	E5442	FKP11B	FLAGG	E4434B
FAK6544	NAVISTAR	E4536	FKP11N	FLAGG	E4434N
FAK8453	NAVISTAR	E4572	FKP120B	FLAGG	E9943B
FAK8454	NAVISTAR	E4573	FKP121B	FLAGG	E10104B
FAK8461	NAVISTAR	E4575	FKP122B	FLAGG	E10105B

INTERCHANGE

# CROSS REFERENCE LISTING

PART#	COMPETITOR	EUCLID#	PART#	COMPETITOR	EUCLID#
FKP123B	FLAGG	E10106B	FTR187L	NAVISTAR	E4610
FKP124B	FLAGG	E9945B	FTR187R	NAVISTAR	E4611
FKP125C	FLAGG	E6196B	FTR2035L	NAVISTAR	E4622
FKP131B	FLAGG	E11394B	FTR2036R	NAVISTAR	E4623
FKP27B	FLAGG	E4435B	FTR2040R	NAVISTAR	E4617
FKP27N	FLAGG	E4435N	FTR2061L	NAVISTAR	E4612
FKP34N	FLAGG	E4445N	FTR2062R	NAVISTAR	E4613
FKP36B	FLAGG	E4440B	FTR2069R	NAVISTAR	E4609
FKP37B	FLAGG	E4442B	FTR2070L	NAVISTAR	E4608
FKP37N	FLAGG	E4442B	FTR2090L	NAVISTAR	E4628
FKP38B	FLAGG	E4430B	FTR2091R	NAVISTAR	E4629
FKP39B	FLAGG	E4443B	FTR2113R	NAVISTAR	E4617
FKP39N	FLAGG	E4443N	FTR2114R	NAVISTAR	E4617
FKP40B	FLAGG	E4444B	FTR2115R	NAVISTAR	E4617
FKP40N	FLAGG	E4444N	FTR2116L	NAVISTAR	E4616
FKP43B	FLAGG	E4445B	FTR2118L	NAVISTAR	E4640
FKP43N	FLAGG	E4445N	FTR2200L	NAVISTAR	E6847
FKP46B	FLAGG	E4438B	FTR2201R	NAVISTAR	E6848
FKP46B	FLAGG	E4438N	FTR2202R	NAVISTAR	E4629
FKP46N	FLAGG	E4438N	FTR2203R	NAVISTAR	E6849
FKP49B	FLAGG	E4449B	FTR2204R	NAVISTAR	E4629
FKP49N	FLAGG	E4449B	FTR2207R	NAVISTAR	E4618
FKP50B	FLAGG	E4442B	FTR2208R	NAVISTAR	E4642
FKP51B	FLAGG	E4448B	FTR2208RA	NAVISTAR	E4642
FKP52B	FLAGG	E4454B	FTR2209R	NAVISTAR	E4629
FKP52N	FLAGG	E4454N	FTR2210L	NAVISTAR	E4628
FKP53B	FLAGG	E4441B	FTR2224L	NAVISTAR	E5391
FKP53B10	FLAGG	E4442B	FTR2225R	NAVISTAR	E5402
FKP53N	FLAGG	E4441B	FTR235NL	NAVISTAR	E4600
FKP59B	FLAGG	E4598B	FTR235NR	NAVISTAR	E4601
FKP61B	FLAGG	E6453B	FTR2613L	NAVISTAR	E5469
FKP62B	FLAGG	E4450B	FTR2614R	NAVISTAR	E5470
FKP68B	FLAGG	E4451B	FTR3026L	NAVISTAR	E6854
FKP68N	FLAGG	E4451B	FTR3027R	NAVISTAR	E6855
FKP69B	FLAGG	E4452B	FTR3030R	NAVISTAR	E6856
FKP70B	FLAGG	E4453B	FTR3031L	NAVISTAR	E6857
FKP70N	FLAGG	E4453B	FTR3032R	NAVISTAR	E6858
FKP71B	FLAGG	E4458B	FTR3033L	NAVISTAR	E4629
FKP72B	FLAGG	E4459B	FTR3034R	NAVISTAR	E4628
FKP73B	FLAGG	E4457B	FTR3039L	NAVISTAR	E6863
FKP74B	FLAGG	E6451B	FTR3040R	NAVISTAR	E6864
FKP75B	FLAGG	E4460B	FTR304L	NAVISTAR	E4602
FKP76B	FLAGG	E4461B	FTR304R	NAVISTAR	E4603
FKP77B	FLAGG	E4462B	FTR3057	NAVISTAR	E4616
FKP77N	FLAGG	E4462B	FTR330L	NAVISTAR	E4620
FKP78B	FLAGG	E4463B	FTR330R	NAVISTAR	E4621
FKP78N	FLAGG	E4463B	FTR332L	NAVISTAR	E4624
FKP81B	FLAGG	E6450B	FTR332R	NAVISTAR	E4625
FKP82B	FLAGG	E4431B	FTR346L	NAVISTAR	E4618
FKP85B	FLAGG	E4467B	FTR346R	NAVISTAR	E4619
FKP86B	FLAGG	E4469B	FTR3476	NAVISTAR	E10137
FKP88B	FLAGG	E4471B	FTR3477	NAVISTAR	E10138
FKP89B	FLAGG	E4470B	FTR373L	NAVISTAR	E4604
FKP8B	FLAGG	E4431B	FTR373R	NAVISTAR	E4605
FKP90B	FLAGG	E4468B	FTR376L	NAVISTAR	E4616
FKP91B	FLAGG	E4697B	FTR376R	NAVISTAR	E4617
FKP93B	FLAGG	E4595B	FTR405L	NAVISTAR	E4606
FKP94B	FLAGG	E4599B	FTR405R	NAVISTAR	E4607
FKP96B	FLAGG	E4693B	FTR411L	NAVISTAR	E4630
FKP97B	FLAGG	E4694C	FTR411R	NAVISTAR	E4631
FKP97C	FLAGG	E4694C	FTR423L	NAVISTAR	E4614
FKP98B	FLAGG	E4696C	FTR423R	NAVISTAR	E4615
FKP98C	FLAGG	E4696C	FTR431R	NAVISTAR	E4616
FKP98C	FLAGG	E6869C	FTR434L	NAVISTAR	E5391
FKP99C	FLAGG	E4458C	FTR8407	NAVISTAR	E4614
FTR150L	NAVISTAR	E4634	FTR8408	NAVISTAR	E4615
FTR150R	NAVISTAR	E4635	FTR8409	NAVISTAR	E9951
FTR176L	NAVISTAR	E4636	FTR8410	NAVISTAR	E9952
FTR176R	NAVISTAR	E4637	H1008431	PETERBILT	E4696C

INTERCHANGE

# CROSS REFERENCE LISTING

PART#	COMPETITOR	EUCLID#	PART#	COMPETITOR	EUCLID#
K129N	TRW	E6865B	K542D	TRW	E4454N
K162280	KENWORTH	E5378	K544B	FEDERAL MOGUL	E6869C
K162280	PACCAR	E5378	K544B	TRW	E6869C
K162311	KENWORTH	E5379	K545B	FEDERAL MOGUL	E6451B
K162311	PACCAR	E5379	K545B	TRW	E6451B
K162363	KENWORTH	E5380	K546B	FEDERAL MOGUL	E4457B
K162363	PACCAR	E5380	K546B	TRW	E4457B
K162363	TRW	E5380	K547B	TRW	E4458B
K391C	FEDERAL MOGUL	E4430B	K548B	FEDERAL MOGUL	E4459B
K391C	TRW	E4430B	K548B	TRW	E4459B
K401N	FEDERAL MOGUL	E4431B	K549B	FEDERAL MOGUL	E4460B
K401N	TRW	E4431B	K549B	TRW	E4460B
K450	FEDERAL MOGUL	E4434B	K551B	FEDERAL MOGUL	E4461B
K450	TRW	E4434B	K551B	TRW	E4461B
K463	FEDERAL MOGUL	E4435B	K552B	FEDERAL MOGUL	E4462B
K463	TRW	E4435B	K552B	TRW	E4462B
K477	FEDERAL MOGUL	E4438N	K553D	TRW	E4462B
K477	TRW	E4438B	K554B	FEDERAL MOGUL	E4463B
K477	TRW	E4438N	K554B	TRW	E4463B
K479	FEDERAL MOGUL	E4598B	K555D	TRW	E4463B
K479	TRW	E4598B	K559B	FEDERAL MOGUL	E6450B
K489	FEDERAL MOGUL	E4434N	K559B	TRW	E6450B
K489	TRW	E4434N	K562B	FEDERAL MOGUL	E4467B
K493	FEDERAL MOGUL	E4440B	K562B	TRW	E4467B
K493	TRW	E4440B	K563B	FEDERAL MOGUL	E4468B
K496	TRW	E4441B	K563B	TRW	E4468B
K496B	FEDERAL MOGUL	E4441B	K564B	FEDERAL MOGUL	E4470B
K496B	TRW	E4441B	K564B	TRW	E4470B
K496B+10	FEDERAL MOGUL	E4442B	K565B	FEDERAL MOGUL	E4471B
K496B+10	TRW	E4442B	K565B	TRW	E4471B
K496B10	TRW	E4442B	K567B	FEDERAL MOGUL	E4469B
K499	FEDERAL MOGUL	E4435N	K567B	TRW	E4469B
K499	TRW	E4435N	K570B	FEDERAL MOGUL	E4595B
K503	FEDERAL MOGUL	E4438N	K570B	TRW	E4595B
K503	TRW	E4438N	K571B	FEDERAL MOGUL	E4697B
K504	TRW	E4442B	K571B	TRW	E4697B
K506	FEDERAL MOGUL	E4443N	K572B	FEDERAL MOGUL	E4693B
K506	TRW	E4443N	K572B	TRW	E4693B
K506B	FEDERAL MOGUL	E4443B	K574B	FEDERAL MOGUL	E4599B
K506B	TRW	E4443B	K574B	TRW	E4599B
K507	FEDERAL MOGUL	E4444N	K575B	FEDERAL MOGUL	E5441B
K507	TRW	E4444N	K575B	TRW	E5441B
K507B	FEDERAL MOGUL	E4444B	K576C	FEDERAL MOGUL	E4694C
K507B	TRW	E4444B	K576C	TRW	E4694C
K509	FEDERAL MOGUL	E4445N	K577C	FEDERAL MOGUL	E6454C
K509	TRW	E4445N	K577C	TRW	E6454C
K509B	FEDERAL MOGUL	E4445B	K578C	TRW	E6455C
K509B	TRW	E4445B	K583	FEDERAL MOGUL	E4695C
K510B	TRW	E4442B	K583	TRW	E4695C
K524B	FEDERAL MOGUL	E4448B	K584	FEDERAL MOGUL	E4696C
K524B	TRW	E4448B	K584	TRW	E4696C
K526	TRW	E4449B	K585	FEDERAL MOGUL	E4458C
K526B	FEDERAL MOGUL	E4449B	K585	TRW	E4458C
K526B	TRW	E4449B	K586	FEDERAL MOGUL	E6869C
K526D	TRW	E4449B	K586	TRW	E6869C
K528B	FEDERAL MOGUL	E6453B	K587	FEDERAL MOGUL	E6195B
K528B	TRW	E6453B	K587	TRW	E6195B
K534B	TRW	E4450B	K588	FEDERAL MOGUL	E6196B
K535B	FEDERAL MOGUL	E4451B	K588	TRW	E6196B
K535B	TRW	E4451B	K589	FEDERAL MOGUL	E6197B
K535D	TRW	E4451B	K589	TRW	E6197B
K538B	FEDERAL MOGUL	E4452B	K590	FEDERAL MOGUL	E4459C
K538B	TRW	E4452B	K590	TRW	E4459C
K539D	TRW	E4453B	K591	FEDERAL MOGUL	E6194C
K540B	FEDERAL MOGUL	E4453B	K591	TRW	E6194C
K540B	TRW	E4453B	K592	FEDERAL MOGUL	E6198B
K541B	FEDERAL MOGUL	E4454B	K592	TRW	E6198B
K541B	TRW	E4454B	K593	FEDERAL MOGUL	E6199C
K542D	FEDERAL MOGUL	E4454N	K593	TRW	E6199C

INTERCHANGE

# CROSS REFERENCE LISTING

PART#	COMPETITOR	EUCLID#	PART#	COMPETITOR	EUCLID#
K594	FEDERAL MOGUL	E6875C	KB492ANR	ELGIN	E4443N
K594	TRW	E6875C	KB492AR	ELGIN	E4443B
K609	FEDERAL MOGUL	E4696B	KB493	ELGIN	E4440B
K609	TRW	E4696B	KB504	ELGIN	E4442B
K611	FEDERAL MOGUL	E6454B	KB504N	ELGIN	E4442B
K611	TRW	E6454B	KB505A	ELGIN	E4449B
K617C	TRW	E6194B	KB505AN	ELGIN	E4449B
K618C	TRW	E10104B	KB524DC	ELGIN	E6453B
K619C	TRW	E10105B	KB534B	ELGIN	E4450B
K620C	TRW	E10106B	KB537	ELGIN	E4452B
K627	TRW	E11785B	KB546	ELGIN	E4457B
K628	TRW	E11394B	KB547	ELGIN	E4458B
KA124	MCQUAY	E4430B	KB548	ELGIN	E4459B
KA140	MCQUAY	E4431B	KB571NR	ELGIN	E4445N
KA213	MCQUAY	E4435B	KB571R	ELGIN	E4445B
KA219	MCQUAY	E4438N	KB645	ELGIN	E4460B
KA227	MCQUAY	E4434N	KB700	ELGIN	E4454B
KA234	MCQUAY	E4598B	KB700N	ELGIN	E4454N
KA236	MCQUAY	E4434B	KB722	ELGIN	E4453B
KA239	MCQUAY	E4438N	KB722N	ELGIN	E4453B
KA241	MCQUAY	E4440B	KB816	ELGIN	E4461B
KA24710	MCQUAY	E4442B	KB817	ELGIN	E4462B
KA249	MCQUAY	E4444N	KB817+002	ELGIN	E4451B
KA250	MCQUAY	E4443N	KB817N	ELGIN	E4462B
KA258	MCQUAY	E4435N	KB818	ELGIN	E4463B
KA264	MCQUAY	E4445N	KB818N	ELGIN	E4463B
KA269	MCQUAY	E4443B	KB823	ELGIN	E4468B
KA277	MCQUAY	E4454N	KB829	ELGIN	E4467B
KA278	MCQUAY	E4454B	KB830	ELGIN	E4469B
KA279	MCQUAY	E4451B	KB832	ELGIN	E4471B
KA280	MCQUAY	E4448B	KB834	ELGIN	E4599B
KA281	MCQUAY	E4445B	KB835	ELGIN	E4697B
KA282	MCQUAY	E4441B	KB837	ELGIN	E4595B
KA290	MCQUAY	E6453B	KB838	ELGIN	E4470B
KA293	MCQUAY	E4449B	KB839	ELGIN	E4694C
KA298	MCQUAY	E4444B	KB840	ELGIN	E4693B
KA299	MCQUAY	E6451B	KB841CB	ELGIN	E4696C
KA300	MCQUAY	E4457B	KB842CB	ELGIN	E6869C
KA301	MCQUAY	E4459B	KB846CB	ELGIN	E6194C
KA306	MCQUAY	E4453B	KB847	ELGIN	E6195B
KA307	MCQUAY	E4460B	KB847	ELGIN	E6198B
KA312	MCQUAY	E4461B	KIT123	FRIEGHTLINER	E4434N
KA313	MCQUAY	E4463B	KIT123	KENWORTH	E4434N
KA314	MCQUAY	E4462B	KIT123	PETERBILT	E4434N
KA317	MCQUAY	E4452B	KIT123	VOLVO	E4434N
KA320	MCQUAY	E6450B	KIT1300	FRIEGHTLINER	E4595B
KA321	MCQUAY	E4468B	KIT1300	KENWORTH	E4595B
KA322	MCQUAY	E4469B	KIT1300	PETERBILT	E4595B
KA325	MCQUAY	E4467B	KIT1307	KENWORTH	E4694C
KA326	MCQUAY	E4470B	KIT144	FRIEGHTLINER	E4434B
KA326	MCQUAY	E4471B	KIT144	KENWORTH	E4434B
KB325	ELGIN	E4451B	KIT144	PETERBILT	E4434B
KB325N	ELGIN	E4451B	KIT144	VOLVO	E4434B
KB425	ELGIN	E4448B	KIT156	FRIEGHTLINER	E4449B
KB450A	ELGIN	E4434B	KIT156	KENWORTH	E4449B
KB450AN	ELGIN	E4434N	KIT156	PETERBILT	E4449B
KB459	ELGIN	E5441B	KIT156	VOLVO	E4449B
KB462B	ELGIN	E4430B	KIT157	FRIEGHTLINER	E4449B
KB463	ELGIN	E4435B	KIT157	KENWORTH	E4449B
KB463N	ELGIN	E4435N	KIT157	PETERBILT	E4449B
KB465A	ELGIN	E4441B	KIT157	VOLVO	E4449B
KB465A+010	ELGIN	E4442B	KIT167	FRIEGHTLINER	E4442B
KB465AN	ELGIN	E4441B	KIT167	KENWORTH	E4442B
KB471	ELGIN	E4431B	KIT167	PETERBILT	E4442B
KB477ANR	ELGIN	E4438N	KIT167	VOLVO	E4442B
KB477AR	ELGIN	E4438B	KIT168	FRIEGHTLINER	E4454N
KB479X	ELGIN	E4598B	KIT168	KENWORTH	E4454N
KB491A	ELGIN	E4444B	KIT168	PETERBILT	E4454N
KB491AN	ELGIN	E4444N	KIT168	VOLVO	E4454N

INTERCHANGE

# CROSS REFERENCE LISTING

PART#	COMPETITOR	EUCLID#	PART#	COMPETITOR	EUCLID#
KIT170	FRIEGHTLINER	E4454B	KP2311	EATON	E4451B
KIT170	KENWORTH	E4454B	KP2311	EATON TOP SPEC	E4451B
KIT170	PETERBILT	E4454B	KP2312	EATON	E4451B
KIT170	VOLVO	E4454B	KP2313	EATON	E4452B
KIT172	FRIEGHTLINER	E4442B	KP2313	EATON TOP SPEC	E4452B
KIT172	KENWORTH	E4442B	KP2314	EATON	E4458B
KIT172	PETERBILT	E4442B	KP2315	EATON	E4459B
KIT172	VOLVO	E4442B	KP2315	EATON TOP SPEC	E4459B
KIT195	FRIEGHTLINER	E4468B	KP2316	EATON	E4457B
KIT195	KENWORTH	E4468B	KP2316	EATON TOP SPEC	E4457B
KIT195	MACK	E4468B	KP2317	EATON	E4453B
KIT195	PETERBILT	E4468B	KP2318	EATON	E4453B
KIT195	VOLVO	E4468B	KP2318	EATON TOP SPEC	E4453B
KIT198	MACK	E4458B	KP2319	EATON	E6451B
KIT198	VOLVO	E4458B	KP2319	EATON TOP SPEC	E6451B
KIT199	FRIEGHTLINER	E4450B	KP2320	EATON	E4460B
KIT199	KENWORTH	E4450B	KP2320	EATON TOP SPEC	E4460B
KIT199	PETERBILT	E4450B	KP2322	EATON	E4461B
KIT199	VOLVO	E4450B	KP2322	EATON TOP SPEC	E4461B
KP2262	EATON	E4431B	KP2323	EATON	E4462B
KP2262	EATON TOP SPEC	E4431B	KP2323	EATON TOP SPEC	E4462B
KP2266	EATON	E4434B	KP2324	EATON	E4462B
KP2266	EATON TOP SPEC	E4434B	KP2325	EATON	E4463B
KP2268	EATON	E4435B	KP2325	EATON TOP SPEC	E4463B
KP2268	EATON TOP SPEC	E4435B	KP2326	EATON	E4463B
KP2271	EATON	E4434N	KP2327	EATON	E4468B
KP2271	EATON TOP SPEC	E4434N	KP2327	EATON TOP SPEC	E4468B
KP2272	EATON	E4598B	KP2330	EATON	E4467B
KP2272	EATON TOP SPEC	E4598B	KP2330	EATON TOP SPEC	E4467B
KP2275	EATON	E4442B	KP2331	EATON	E4469B
KP2276	EATON	E4435N	KP2331	EATON TOP SPEC	E4469B
KP2276	EATON TOP SPEC	E4435N	KP2333	EATON	E4471B
KP2277	EATON	E4444N	KP2333	EATON TOP SPEC	E4471B
KP2277	EATON TOP SPEC	E4444N	KP2334	EATON	E4470B
KP2278	EATON	E4444B	KP2334	EATON TOP SPEC	E4470B
KP2278	EATON TOP SPEC	E4444B	KP2336	EATON	E4599B
KP2279	EATON	E4443N	KP2336	EATON TOP SPEC	E4599B
KP2279	EATON TOP SPEC	E4443N	KP2337	EATON	E4697B
KP2280	EATON	E4443B	KP2337	EATON TOP SPEC	E4697B
KP2280	EATON TOP SPEC	E4443B	KP2338	EATON	E4694C
KP2281	EATON	E4430B	KP2338	EATON TOP SPEC	E4694C
KP2281	EATON TOP SPEC	E4430B	KP2339	EATON	E4595B
KP2283	EATON	E4445N	KP2339	EATON TOP SPEC	E4595B
KP2283	EATON TOP SPEC	E4445N	KP2340	EATON	E4693B
KP2284	EATON	E4445B	KP2340	EATON TOP SPEC	E4693B
KP2284	EATON TOP SPEC	E4445B	KP2341	EATON	E4696C
KP2288	EATON	E4441B	KP2341	EATON TOP SPEC	E4696C
KP2289	EATON	E4438B	KP2342	EATON	E6194C
KP2289	EATON	E4438N	KP2342	EATON TOP SPEC	E6194C
KP2289	EATON TOP SPEC	E4438N	KP2343	EATON	E6450B
KP2290	EATON	E4438N	KP2343	EATON TOP SPEC	E6450B
KP2290	EATON TOP SPEC	E4438N	KP2344	EATON	E4440B
KP2291	EATON	E4449B	KP2344	EATON TOP SPEC	E4440B
KP2291	EATON TOP SPEC	E4449B	KP2365	EATON	E4451B
KP2292	EATON	E4442B	KP2371	EATON	E4572
KP2293	EATON	E4448B	KP2371	EATON TOP SPEC	E4572
KP2293	EATON TOP SPEC	E4448B	KP2372	EATON	E4572
KP2294	EATON	E4441B	KP2372	EATON TOP SPEC	E4572
KP2294	EATON TOP SPEC	E4441B	KP2373	EATON	E4573
KP2295	EATON	E4442B	KP2373	EATON TOP SPEC	E4573
KP2295	EATON TOP SPEC	E4442B	KP2375	EATON	E4575
KP2296	EATON	E4454N	KP2375	EATON TOP SPEC	E4575
KP2296	EATON TOP SPEC	E4454N	KP2376	EATON	E4576
KP2297	EATON	E4454B	KP2376	EATON TOP SPEC	E4576
KP2297	EATON TOP SPEC	E4454B	KP2377	EATON	E4577
KP2298	EATON	E4449B	KP2377	EATON TOP SPEC	E4577
KP2304	EATON	E6453B	KP2379	EATON	E4579
KP2304	EATON TOP SPEC	E6453B	KP2379	EATON TOP SPEC	E4579
KP2305	EATON	E4450B	KP2380	EATON	E4580

**INTERCHANGE**

# CROSS REFERENCE LISTING

PART#	COMPETITOR	EUCLID#	PART#	COMPETITOR	EUCLID#
KP2380	EATON TOP SPEC	E4580	L20SV7026A13	FEDERAL MOGUL	E4622
KP2381	EATON	E4581	L20SV7026A13	TRW	E4622
KP2381	EATON TOP SPEC	E4581	L20SV8000B14	TRW	E4604
KP2382	EATON	E4582	L20SV8000B14	TRW	E4612
KP2382	EATON TOP SPEC	E4582	L20SV8000E12	TRW	E10112
KP2383	EATON	E4583	L20SV8001B16	TRW	E4613
KP2383	EATON TOP SPEC	E4583	L20SV8003C13	TRW	E10113
KP2384	EATON	E4583	L20SV8055A13	TRW	E4604
KP3130	EATON	E6869C	L20SV8056A13	FEDERAL MOGUL	E4605
KP3130	EATON TOP SPEC	E6869C	L20SV8056A13	TRW	E4605
KPS1	FLAGG	E9220	L20SV8100C14	TRW	E14326
KPS10	FLAGG	E4575	L20SV8100D12	TRW	E4614
KPS11	FLAGG	E4576	L20SV8101B12	TRW	E5470
KPS12	FLAGG	E4577	L20SV8101B15	TRW	E5470
KPS14	FLAGG	E4579	L20SV8101D12	TRW	E4615
KPS15	FLAGG	E4580	L20SV8101D15	TRW	E4615
KPS16	FLAGG	E4581	L20SV8102B12	TRW	E10110
KPS17	FLAGG	E4582	L20SV8102B14	TRW	E10110
KPS18	FLAGG	E4583	L20SV8102D12	TRW	E4614
KPS2A	FLAGG	E9220	L20SV8102D19	TRW	E4614
KPS3	FLAGG	E9221	L20SV8102G12	TRW	E10110
KPS5A	FLAGG	E9221	L20SV8102K12	TRW	E4614
KPS6	FLAGG	E4572	L20SV8103B12	TRW	E10111
KPS7	FLAGG	E4572	L20SV8103B14	TRW	E10111
KPS8	FLAGG	E4573	L20SV8103D12	TRW	E4615
KW1	FLAGG	E4642	L20SV8103D21	TRW	E4615
L16RT0796A17	TRW	E9960	L20SV8103F12	TRW	E10111
L16SV5051A13	FEDERAL MOGUL	E4601	L20SV8103G12	TRW	E5470
L16SV5051A13	TRW	E4601	L20SV8103K12	TRW	E4615
L18RT0633A17	TRW	E9957	L20SV8110G16	TRW	E4609
L18RT0734A18	TRW	E9958	L20SV8110G17	TRW	E4607
L18SV5075A11	FEDERAL MOGUL	E4606	L20SV8111E12	TRW	E4606
L18SV5075A11	TRW	E4606	L20SV8111E13	TRW	E4608
L18SV5101A20	FEDERAL MOGUL	E4629	L20SV8115A12	TRW	E4610
L18SV5101A20	TRW	E4629	L20SV8116A12	TRW	E4611
L18SV5150A13	FEDERAL MOGUL	E4607	L20SV8126A13	TRW	E5469
L18SV5150A13	TRW	E4607	L20SV8132B12	TRW	E4640
L18SV5400A12	FEDERAL MOGUL	E4629	L20SV8150A13	TRW	E10137
L18SV5400A12	TRW	E4629	L20SV8151A13	TRW	E10138
L18SV5452A12	TRW	E4601	L20SV8200A13	TRW	E4623
L18SV5453A12	TRW	E4600	L20SV8201A13	TRW	E4622
L18SV8000C12	TRW	E4637	L20SV8204A15	TRW	E9966
L18SV8001B17	TRW	E4636	L20SV8205A15	TRW	E9965
L18SV8002D12	TRW	E4603	L20SV8276B16	TRW	E6854
L18SV8003F12	TRW	E4602	L20SV8282A14	TRW	E9967
L18VU8000A12	TRW	E11463	L20VU8000A12	TRW	E6827
L18VU8003A12	TRW	E5390	L20VU8001A12	TRW	E9911
L20LV8041A13	TRW	E8757	L20VU8009B11	TRW	E5366
L20LV8041A14	TRW	E8757	L20VU8020B11	TRW	E5338
L20LV8042A13	TRW	E8758	L20VU8031A12	TRW	E6816
L20LV8042A14	TRW	E8758	L20VU8043A11	TRW	E5310
L20LV8087A13	TRW	E4630	L20VU8054A12	TRW	E9937
L20LV8088A13	TRW	E4631	L24LV5324A13	FEDERAL MOGUL	E4634
L20SV4000C14	FEDERAL MOGUL	E4612	L24LV5324A13	TRW	E4634
L20SV4000C14	TRW	E4612	L24LV8127A14	TRW	E9948
L20SV4001D12	FEDERAL MOGUL	E4605	L24LV8441A13	TRW	E9951
L20SV4001D12	TRW	E4605	L24LV8442A13	TRW	E9952
L20SV5001A17	FEDERAL MOGUL	E4624	L24SV4000H11	FEDERAL MOGUL	E4615
L20SV5001A17	TRW	E4624	L24SV4000H11	TRW	E4615
L20SV5013G13	FEDERAL MOGUL	E4602	L24SV5000A14	FEDERAL MOGUL	E4610
L20SV5013G13	TRW	E4602	L24SV5000A14	TRW	E4610
L20SV5014L12	FEDERAL MOGUL	E4603	L24SV5000H17	FRIEGHTLINER	E4608
L20SV5014L12	TRW	E4603	L24SV5000H19	FEDERAL MOGUL	E4631
L20SV5025A11	FEDERAL MOGUL	E4604	L24SV5000H19	TRW	E4631
L20SV5025A11	TRW	E4604	L24SV5001A13	FEDERAL MOGUL	E4611
L20SV7000A13	FEDERAL MOGUL	E9878	L24SV5001A13	FRIEGHTLINER	E4611
L20SV7000A13	TRW	E9878	L24SV5001A13	TRW	E4611
L20SV7025A13	FEDERAL MOGUL	E9878	L24SV5001A14	FRIEGHTLINER	E4611
L20SV7025A13	TRW	E9878	L24SV5001D19	FEDERAL MOGUL	E4625

INTERCHANGE

# CROSS REFERENCE LISTING

PART#	COMPETITOR	EUCLID#	PART#	COMPETITOR	EUCLID#
L24SV5001D19	TRW	E4625	L24SV8204A19	TRW	E4618
L24SV5001D23	FRIEGHTLINER	E4609	L24SV8206A13	TRW	E5391
L24SV5001D24	FEDERAL MOGUL	E4636	L24SV8206B14	TRW	E5391
L24SV5001D24	TRW	E4636	L24SV8207A14	TRW	E4619
L24SV5003B14	FEDERAL MOGUL	E4609	L24SV8208B12	TRW	E9878
L24SV5003B14	TRW	E4609	L24SV8209B12	TRW	E9877
L24SV5005G12	FEDERAL MOGUL	E4620	L24SV8209K13	TRW	E5402
L24SV5005G12	TRW	E4620	L24SV8214B15	TRW	E4642
L24SV5009F12	TRW	E4610	L24SV8218A13	TRW	E6858
L24SV5042A12	AUTOCAR	E4615	L24SV8334A14	TRW	E6849
L24SV5042A12	CHRYSLER	E4615	L24SV8339A12	TRW	E9962
L24SV5042A12	EATON	E4615	L24SV8348A12	TRW	E9963
L24SV5042A12	FRIEGHTLINER	E4615	L24SV8450B12	TRW	E6136
L24SV5042A12	GM	E4615	L24SV8451B12	TRW	E6135
L24SV5042A12	KENWORTH	E4615	L24SV8454A15	TRW	E6856
L24SV5042A12	PETERBILT	E4615	L24SV8454A16	TRW	E6856
L24SV5042A12	TRW	E4615	L24SV8455A16	TRW	E6857
L24SV5042A12	VOLVO	E4615	L24SV8480A15	TRW	E6848
L24SV5042A14	FEDERAL MOGUL	E4615	L24SVU8108A12	TRW	E11790
L24SV5042A14	TRW	E4615	L24VT7035A11	KENWORTH	E8732
L24SV5042B12	FRIEGHTLINER	E4615	L24VT8003B11	TRW	E9959
L24SV5042D14	FEDERAL MOGUL	E5470	L24VT8026B12	TRW	E6806
L24SV5042D14	TRW	E5470	L24VT8127A15	TRW	E5386
L24SV5043A12	AUTOCAR	E4614	L24VT8234C11	TRW	E9964
L24SV5043A12	CHRYSLER	E4614	L24VT8237G11	TRW	E9961
L24SV5043A12	EATON	E4614	L24VT8267A12	TRW	E5386
L24SV5043A12	FEDERAL MOGUL	E4614	L24VT8284B12	TRW	E6878
L24SV5043A12	FRIEGHTLINER	E4614	L24VT8286B11	TRW	E6804
L24SV5043A12	GM	E4614	L24VT8406B11	TRW	E6808
L24SV5043A12	KENWORTH	E4614	L24VT8541B11	TRW	E5378
L24SV5043A12	PETERBILT	E4614	L24VT8565B11	TRW	E5379
L24SV5043A12	TRW	E4614	L24VT8572B11	TRW	E5380
L24SV5043A12	TRW	E4615	L24VU7050B12	FEDERAL MOGUL	E6818
L24SV5043A12	VOLVO	E4614	L24VU7050B12	TRW	E6818
L24SV5043A14	FEDERAL MOGUL	E4614	L24VU7051B12	FEDERAL MOGUL	E6819
L24SV5043A14	FRIEGHTLINER	E4614	L24VU7051B12	TRW	E6819
L24SV5043A14	TRW	E4614	L24VU7061A11	KENWORTH	E6825
L24SV5108A13	FRIEGHTLINER	E9967	L24VU8000G11	TRW	E6818
L24SV5550A11	FEDERAL MOGUL	E4635	L24VU8001D11	TRW	E6819
L24SV5550A11	TRW	E4635	L24VU8008B11	KENWORTH	E6825
L24SV5551A11	FEDERAL MOGUL	E4630	L24VU8016A12	TRW	E5325
L24SV5551A11	TRW	E4630	L24VU8017A12	TRW	E6836
L24SV5700A12	FRIEGHTLINER	E6849	L24VU8019A12	TRW	E6839
L24SV5750A12	FEDERAL MOGUL	E6847	L24VU8020A12	TRW	E9925
L24SV5750A12	TRW	E6847	L24VU8021A12	TRW	E9926
L24SV5750A14	FEDERAL MOGUL	E6847	L24VU8025A12	TRW	E9929
L24SV5750A14	TRW	E6847	L24VU8027A12	TRW	E9931
L24SV5751A12	FEDERAL MOGUL	E6848	L24VU8031B12	TRW	E9897
L24SV5751A12	TRW	E6848	L24VU8038A12	TRW	E5372
L24SV5751A14	FEDERAL MOGUL	E6848	L24VU8039A12	TRW	E5373
L24SV5751A14	TRW	E6848	L24VU8040A12	TRW	E5342
L24SV8002B12	TRW	E10108	L24VU8041A12	TRW	E6835
L24SV8002B13	TRW	E10108	L24VU8042A12	TRW	E6834
L24SV8002L12	TRW	E10108	L24VU8043A12	TRW	E6833
L24SV8003B12	TRW	E10109	L24VU8068A12	TRW	E5339
L24SV8003B13	TRW	E10109	L24VU8072A12	TRW	E9933
L24SV8003G12	TRW	E10109	L24VU8073A12	TRW	E9934
L24SV8100A13	TRW	E4628	L24VU8085A12	TRW	E9936
L24SV8100D18	TRW	E11789	L24VU8108A12	TRW	E11790
L24SV8101A21	TRW	E4629	L24VU8108B11	TRW	E11790
L24SV8101E19	TRW	E11788	L24VU8310A12	TRW	E5326
L24SV8102C12	TRW	E4628	L28SV5000A14	FRIEGHTLINER	E4616
L24SV8102C13	TRW	E4628	L28SV5000A18	FEDERAL MOGUL	E4617
L24SV8103C12	TRW	E4629	L28SV5000A18	FRIEGHTLINER	E4616
L24SV8104B14	TRW	E4628	L28SV5000A18	TRW	E4617
L24SV8112A14	TRW	E4629	L28SV5000A30	FRIEGHTLINER	E4618
L24SV8200N12	TRW	E5391	L28SV5000A39	FEDERAL MOGUL	E4600
L24SV8202D16	TRW	E4616	L28SV5000A39	TRW	E4600
L24SV8203B16	TRW	E4617	L28SV5000A43	FEDERAL MOGUL	E4618

INTERCHANGE



# CROSS REFERENCE LISTING

PART#	COMPETITOR	EUCLID#	PART#	COMPETITOR	EUCLID#
L28SV5000A43	TRW	E4618	M2317	BWP	E4443B
L28SV5000B22	FEDERAL MOGUL	E4621	M2318	BWP	E4444N
L28SV5000B22	TRW	E4621	M2319	BWP	E4444B
L28SV5000G15	FEDERAL MOGUL	E4628	M2320	BWP	E4445N
L28SV5000G15	TRW	E4628	M2321	BWP	E4445B
L28SV5000H29	FRIEGHTLINER	E4616	M2322	BWP	E4442B
L28SV5000H35	FRIEGHTLINER	E4616	M2325	BWP	E4440B
L28SV5001A14	FEDERAL MOGUL	E4616	M2325	BWP	E4448B
L28SV5001A14	TRW	E4616	M2325	BWP	E4448B
L28SV5001A18	FEDERAL MOGUL	E4616	M2326	BWP	E4449B
L28SV5001A18	FRIEGHTLINER	E4617	M2327	BWP	E4449B
L28SV5001A18	TRW	E4616	M2331	BWP	E4450B
L28SV5003A12	FEDERAL MOGUL	E4619	M2332	BWP	E4451B
L28SV5003A12	TRW	E4619	M2333	BWP	E4451B
L28SV5003A14	FRIEGHTLINER	E4619	M2334	BWP	E4452B
L28SV5003A16	FEDERAL MOGUL	E5402	M2335	BWP	E4453B
L28SV5003A16	TRW	E5402	M2336	BWP	E4454B
L28SV5003B18	FRIEGHTLINER	E4617	M2337	BWP	E6451B
L28SV5004D1	FRIEGHTLINER	E4617	M2338	BWP	E4457B
L28SV5004D1	FRIEGHTLINER	E9877	M2339	BWP	E4458B
L28SV5004D1	VOLVO	E4617	M2340	BWP	E4459B
L28SV5004D1	WHITE TRUCK	E9877	M2341	BWP	E4460B
L28SV5007A14	FEDERAL MOGUL	E4618	M2342	BWP	E4461B
L28SV5007A14	TRW	E4618	M2343	BWP	E4462B
L28SV5015A14	FEDERAL MOGUL	E4642	M2344	BWP	E4462B
L28SV5015A14	FRIEGHTLINER	E4642	M2345	BWP	E4463B
L28SV5015B12	FEDERAL MOGUL	E4642	M2347	BWP	E4467B
L28SV5015B12	TRW	E4642	M2348	BWP	E4468B
L28SV5019A1	FRIEGHTLINER	E5391	M2349	BWP	E4471B
L28SV5019A1	WHITE TRUCK	E5391	M2350	BWP	E4469B
L28SV5041A12	FEDERAL MOGUL	E6858	M2351	BWP	E4598B
L28SV5041A12	TRW	E6858	M2352	BWP	E4454N
L28SV5052A1	PACCAR	E9877	M2358	BWP	E4595B
L28SV5105B14	FEDERAL MOGUL	E9877	M2362	BWP	E4454N
L28SV5105B14	TRW	E9877	M2363	BWP	E4438B
L28SV5111A11	FEDERAL MOGUL	E9877	M2363	BWP	E4438N
L28SV5111A11	TRW	E9877	M2366	BWP	E6453B
L28SV5200A12	FEDERAL MOGUL	E4629	M2370	BWP	E4453B
L28SV5200A12	FRIEGHTLINER	E4629	M2373	BWP	E4463B
L28SV5200A12	TRW	E4629	M2375	BWP	E6450B
L28SV5200D12	FRIEGHTLINER	E4629	M2378	BWP	E4470B
L28SV5201A12	FRIEGHTLINER	E4628	M2379	BWP	E4697B
L28SV5201D12	FRIEGHTLINER	E4628	M2380	BWP	E4693B
L28SV5202A1	KENWORTH	E4629	M2381	BWP	E4694C
L28SV5202A1	PACCAR	E4629	M2382	BWP	E4696C
L28SV5203A1	KENWORTH	E4628	M2383	BWP	E6869C
L28SV5203A1	PACCAR	E4628	M2384	BWP	E6198B
L28SV5203A15	FEDERAL MOGUL	E4605	M2385	BWP	E6199C
L28SV5203A15	TRW	E4605	M2387	BWP	E6875C
L28SV5207B16	FRIEGHTLINER	E4629	M2391	BWP	E6454B
L28SV6453A11	FEDERAL MOGUL	E4616	M2DS1266	HALDEX	E9926
L28SV6453A11	TRW	E4616	M3186L	BWP	E6856
LK546B	TRW	E4457B	M3186R	BWP	E6857
LS0SV8116A12	TRW	E4610	M8375B	MOOG	E4431B
M2300	BWP	E4430B	M8386B	MOOG	E4434B
M2300256	HALDEX	E6869C	M8386N	MOOG	E4434N
M2300279	HALDEX	E6454B	M8462B	MOOG	E4435B
M2301	BWP	E4431B	M8462N	MOOG	E4435N
M2305	BWP	E4434B	M8476B	MOOG	E4598B
M2306	BWP	E4435B	M8488B	MOOG	E4440B
M2309	BWP	E4434N	M8490T	MOOG	E4430B
M2310	BWP	E4440B	M8491B	MOOG	E4443B
M2310455	HALDEX	E10137	M8491N	MOOG	E4443N
M2310456	HALDEX	E10138	M8492B	MOOG	E4444B
M2311	BWP	E4441B	M8492N	MOOG	E4444N
M2312	BWP	E4441B	M8500B	MOOG	E4445B
M2313	BWP	E4435N	M8500N	MOOG	E4445N
M2315	BWP	E4442B	M8507B	MOOG	E4438N
M2316	BWP	E4443N	M8507N	MOOG	E4438N

INTERCHANGE

# CROSS REFERENCE LISTING

PART#	COMPETITOR	EUCLID#	PART#	COMPETITOR	EUCLID#
M8514B	MOOG	E4449B	SP621364	DANA	E4434B
M8517B	MOOG	E4448B	SP621364	SPICER	E4434B
M8518B	MOOG	E4454B	SP621406	DANA	E4435B
M8518N	MOOG	E4454N	SP621406	SPICER	E4435B
M8519B	MOOG	E4441B	SP621414	DANA	E4441B
M8519B10	MOOG	E4442B	SP621414	SPICER	E4441B
M8551B	MOOG	E6453B	SP621414010	DANA	E4442B
M8567B	MOOG	E4451B	SP621421	DANA	E4438N
M8568B	MOOG	E4452B	SP621421	SPICER	E4438B
M8570B	MOOG	E4453B	SP621422	DANA	E4434N
M8572B	MOOG	E4459B	SP621422	SPICER	E4434N
M8572C	MOOG	E4459C	SP621425	SPICER	E4441B
M8573B	MOOG	E4457B	SP621431	DANA	E4438N
M8574B	MOOG	E6451B	SP621431	SPICER	E4438N
M8577B	MOOG	E4460B	SP621443	DANA	E4598B
M8579B	MOOG	E4461B	SP621443	SPICER	E4598B
M8581B	MOOG	E4462B	SP621461	DANA	E4440B
M8583B	MOOG	E4463B	SP621461	SPICER	E4440B
M8589B	MOOG	E6450B	SP621464	SPICER	E4442B
M8590B	MOOG	E4468B	SP621467	DANA	E4435N
M8591B	MOOG	E4431B	SP621467	SPICER	E4435N
M8601B	MOOG	E4467B	SP621472	DANA	E4444N
M8605B	MOOG	E4471B	SP621472	SPICER	E4444N
M8607B	MOOG	E4470B	SP621473	DANA	E4443N
M8610B	MOOG	E4697B	SP621473	SPICER	E4443N
M8612B	MOOG	E4595B	SP621475	DANA	E4430B
M8613B	MOOG	E4469B	SP621475	SPICER	E4430B
M8615B	MOOG	E4599B	SP621483	SPICER	E4445N
M8617B	MOOG	E4693B	SP621491	DANA	E4451B
M8617C	MOOG	E6875C	SP621491	SPICER	E4451B
M8618C	MOOG	E4696C	SP621506	DANA	E4449B
M8637B	MOOG	E6198B	SP621506	SPICER	E4449B
M8639B	MOOG	E6195B	SP621507	SPICER	E4442B
M8641B	MOOG	E6197B	SP621509	SPICER	E4448B
M8643B	MOOG	E6196B	SP621512	DANA	E4454N
M8690B	MOOG	E4440B	SP621512	SPICER	E4454N
M98492N	MOOG	E4444N	SP621513	DANA	E4454B
MKP62B	AUTOMANN	E4450B	SP621513	SPICER	E4454B
MKP68B	AUTOMANN	E4451B	SP621514	SPICER	E4449B
MW187L	WORLD AMERICAN PARTS	E4610	SP621515	DANA	E6865B
MW187R	WORLD AMERICAN PARTS	E4611	SP621524	DANA	E6453B
MW2035L	WORLD AMERICAN PARTS	E4622	SP621524	SPICER	E6453B
MW2036R	WORLD AMERICAN PARTS	E4623	SP621525	SPICER	E4450B
MW2069R	WORLD AMERICAN PARTS	E4609	SP621537	DANA	E4452B
MW2070L	WORLD AMERICAN PARTS	E4608	SP621537	SPICER	E4452B
MW2090L	WORLD AMERICAN PARTS	E4628	SP621547	SPICER	E4453B
MW2091R	WORLD AMERICAN PARTS	E4629	SP621548	DANA	E4453B
MW2202R	WORLD AMERICAN PARTS	E4629	SP621548	SPICER	E4453B
MW373L	WORLD AMERICAN PARTS	E4604	SP621549	DANA	E6451B
MW373R	WORLD AMERICAN PARTS	E4605	SP621549	SPICER	E6451B
MW411L	WORLD AMERICAN PARTS	E4630	SP621550	DANA	E4459B
MW411R	WORLD AMERICAN PARTS	E4631	SP621550	SPICER	E4459B
MW423L	WORLD AMERICAN PARTS	E4614	SP621551	DANA	E4457B
MW423R	WORLD AMERICAN PARTS	E4615	SP621551	SPICER	E4457B
MW431L	WORLD AMERICAN PARTS	E4616	SP621553	DANA	E6869C
MW431R	WORLD AMERICAN PARTS	E4617	SP621554	SPICER	E4458B
PAI9989	PAI	E4614	SP621555	DANA	E4460B
PAI9989	PAI	E4614	SP621555	SPICER	E4460B
PC2621603	PERFECT CIRCLE	E6198B	SP621557	DANA	E4461B
SP621016	DANA	E4444B	SP621557	SPICER	E4461B
SP621016	SPICER	E4444B	SP621558	SPICER	E4462B
SP621017	DANA	E4443B	SP621559	SPICER	E4462B
SP621017	SPICER	E4443B	SP621560	SPICER	E4463B
SP621018	DANA	E4445B	SP621561	SPICER	E4463B
SP621018	SPICER	E4445B	SP621563	DANA	E6450B
SP621019	SPICER	E4451B	SP621563	SPICER	E6450B
SP621275	SPICER	E6865B	SP621569	DANA	E4467B
SP621336	DANA	E4431B	SP621569	SPICER	E4467B
SP621336	SPICER	E4431B	SP621572	DANA	E4468B

INTERCHANGE

# CROSS REFERENCE LISTING

PART#	COMPETITOR	EUCLID#	PART#	COMPETITOR	EUCLID#
SP621572	SPICER	E4468B	SP692438	DANA	E4623
SP621576	DANA	E4471B	SP692438	SPICER	E4623
SP621576	SPICER	E4471B	SP692441	DANA	E6403
SP621577	DANA	E4470B	SP692441	SPICER	E6403
SP621577	SPICER	E4470B	SP692442	DANA	E6404
SP621580	DANA	E4595B	SP692442	SPICER	E6404
SP621580	SPICER	E4595B	SP692448	SPICER	E6665
SP621582	DANA	E4469B	SP692466	DANA	E4612
SP621582	SPICER	E4469B	SP692466	SPICER	E4612
SP621587	SPICER	E6455C	SP692467	DANA	E4613
SP621588	DANA	E6454C	SP692467	SPICER	E4613
SP621588	SPICER	E6454C	SP692474	DANA	E4609
SP621590	DANA	E4458C	SP692474	SPICER	E4609
SP621592	DANA	E4695C	SP692475	DANA	E4608
SP621593	DANA	E4694C	SP692475	SPICER	E4608
SP621604	DANA	E6199C	SP692485	SPICER	E4629
SP672441	DANA	E6403	SP692486	SPICER	E4628
SP672441	SPICER	E6403	SP692491	SPICER	E6678
SP692022	DANA	E4634	SP692553	DANA	E6722
SP692022	SPICER	E4634	SP692553	SPICER	E6722
SP692023	DANA	E4635	SP692644	SPICER	E4617
SP692023	SPICER	E4635	SP692645	DANA	E4616
SP692032	SPICER	E4636	SP692645	SPICER	E4616
SP692033	SPICER	E4637	SP692653	DANA	E4640
SP692041	DANA	E4610	SP692653	SPICER	E4640
SP692041	SPICER	E4610	SP692698	SPICER	E4629
SP692042	DANA	E4611	SP692700	DANA	E5391
SP692042	SPICER	E4611	SP692700	SPICER	E5391
SP692051	DANA	E4600	SP692701	DANA	E5402
SP692051	SPICER	E4600	SP692701	SPICER	E5402
SP692052	DANA	E4601	SP692703	SPICER	E6847
SP692052	SPICER	E4601	SP692704	SPICER	E6848
SP692097	DANA	E4602	SP692705	DANA	E6849
SP692097	SPICER	E4602	SP692705	SPICER	E6849
SP692098	DANA	E4603	SP692709	SPICER	E4618
SP692098	SPICER	E4603	SP692710	SPICER	E4642
SP692138	DANA	E4620	SP692733	SPICER	E6694
SP692138	SPICER	E4620	SP692736	DANA	E6789
SP692139	DANA	E4621	SP692736	SPICER	E6789
SP692139	SPICER	E4621	SP721020	DANA	E5310
SP692142	DANA	E4624	SP721020	SPICER	E5310
SP692142	SPICER	E4624	SP721036	DANA	E5374
SP692143	DANA	E4625	SP721036	SPICER	E5374
SP692143	SPICER	E4625	SP721131	DANA	E5326
SP692158	SPICER	E4618	SP721131	SPICER	E5326
SP692159	SPICER	E4619	SP721150	DANA	E5325
SP692189	DANA	E4604	SP721150	SPICER	E5325
SP692189	SPICER	E4604	SP721579	DANA	E5373
SP692190	DANA	E4605	SP721579	SPICER	E5373
SP692190	SPICER	E4605	SP721582	DANA	E5372
SP692234	DANA	E4617	SP721582	SPICER	E5372
SP692234	SPICER	E4630	SP721583	DANA	E5366
SP692235	DANA	E4616	SP721583	SPICER	E5366
SP692235	SPICER	E4631	SP721590	DANA	E5339
SP692243	DANA	E4614	SP721590	SPICER	E5339
SP692243	SPICER	E4614	SP721593	DANA	E6815
SP692244	DANA	E4615	SP721593	SPICER	E6815
SP692244	SPICER	E4615	SP721600	DANA	E5338
SP692311	SPICER	E4617	SP721600	SPICER	E5338
SP692314	DANA	E4606	SP721602	DANA	E6817
SP692314	SPICER	E4606	SP721602	SPICER	E6817
SP692315	DANA	E4607	SP721603	DANA	E6816
SP692315	SPICER	E4607	SP721603	SPICER	E6816
SP692337	DANA	E6720	SP721604	DANA	E5390
SP692337	SPICER	E6720	SP721604	SPICER	E5390
SP692432	DANA	E5392	SP721620	DANA	E5386
SP692432	SPICER	E5392	SP721620	SPICER	E5386
SP692437	DANA	E4622	SP721623	DANA	E6804
SP692437	SPICER	E4622	SP721623	SPICER	E6804

INTERCHANGE

# CROSS REFERENCE LISTING

PART#	COMPETITOR	EUCLID#	PART#	COMPETITOR	EUCLID#
SP721624	DANA	E6806	TE2033	EATON	E4622
SP721624	SPICER	E6806	TE2033	EATON TOP SPEC	E4622
SP721626	DANA	E6808	TE2034	EATON	E4623
SP721626	SPICER	E6808	TE2034	EATON TOP SPEC	E4623
SP724124	DANA	E5378	TE2035	EATON	E4612
SP724124	SPICER	E5378	TE2035	EATON TOP SPEC	E4612
SP724125	DANA	E5380	TE2036	EATON	E4613
SP724125	SPICER	E5380	TE2036	EATON TOP SPEC	E4613
SP724126	DANA	E5379	TE2037	EATON	E4608
SP724126	SPICER	E5379	TE2037	EATON TOP SPEC	E4608
SP724148	DANA	E5342	TE2038	EATON	E4609
SP724148	SPICER	E5342	TE2038	EATON TOP SPEC	E4609
TE2003	EATON	E4634	TE2038	EATON TOP SPEC	E4609
TE2003	EATON TOP SPEC	E4634	TE2041	EATON	E4628
TE2004	EATON	E4635	TE2041	EATON TOP SPEC	E4628
TE2004	EATON TOP SPEC	E4635	TE2042	EATON	E4629
TE2005	EATON	E4636	TE2042	EATON TOP SPEC	E4629
TE2005	EATON TOP SPEC	E4636	TE2043	EATON	E4617
TE2006	EATON	E4637	TE2043	EATON	E9877
TE2006	EATON TOP SPEC	E4637	TE2043	EATON TOP SPEC	E9877
TE2007	EATON	E4610	TE2044	EATON	E4617
TE2007	EATON TOP SPEC	E4610	TE2045	EATON	E4616
TE2008	EATON	E4611	TE2045	EATON	E9878
TE2008	EATON TOP SPEC	E4611	TE2045	EATON TOP SPEC	E9878
TE2009	EATON	E4600	TE2046	EATON	E4640
TE2009	EATON TOP SPEC	E4600	TE2047	EATON	E8757
TE2010	EATON	E4601	TE2047	EATON TOP SPEC	E8757
TE2010	EATON TOP SPEC	E4601	TE2048	EATON	E8758
TE2011	EATON	E4602	TE2048	EATON TOP SPEC	E8758
TE2011	EATON TOP SPEC	E4602	TE2349	EATON	E4629
TE2012	EATON	E4603	TE2349	EATON TOP SPEC	E4629
TE2012	EATON TOP SPEC	E4603	TE2350	EATON	E4629
TE2013	EATON	E4620	TE2354	EATON	E4617
TE2013	EATON TOP SPEC	E4620	TE2453	EATON	E4617
TE2014	EATON	E4621	TE2454	EATON	E5391
TE2014	EATON TOP SPEC	E4621	TE2454	EATON TOP SPEC	E5391
TE2015	EATON	E4624	TE2455	EATON	E4628
TE2015	EATON TOP SPEC	E4624	TE2456	EATON	E5402
TE2016	EATON	E4625	TE2456	EATON TOP SPEC	E5402
TE2016	EATON TOP SPEC	E4625	TW2010	EATON	E4601
TE2017	EATON	E4619	TW209	EATON	E4600
TE2017	EATON TOP SPEC	E4619	V1091562	VOLVO	E4614
TE2018	EATON	E4618	V1091563	VOLVO	E4615
TE2018	EATON TOP SPEC	E4618	V1110067	VOLVO	E4628
TE2019	EATON	E4604	V1110067	WHITE TRUCK	E4628
TE2019	EATON TOP SPEC	E4604	V1110068	VOLVO	E4629
TE2020	EATON	E4605	V1110068	WHITE TRUCK	E4629
TE2020	EATON TOP SPEC	E4605	V1110083	VOLVO	E4458B
TE2021	EATON	E4616	V111067	VOLVO	E4629
TE2021	EATON	E4617	V111068	VOLVO	E4628
TE2021	EATON	E9878	V1112400	VOLVO	E6869C
TE2021	EATON TOP SPEC	E4617	V1112811	WHITE TRUCK	E4614
TE2021	EATON TOP SPEC	E9878	V1112812	WHITE TRUCK	E4615
TE2022	EATON	E4616			
TE2022	EATON	E4617			
TE2022	EATON TOP SPEC	E4616			
TE2023	EATON	E4606			
TE2023	EATON TOP SPEC	E4606			
TE2024	EATON	E4607			
TE2024	EATON TOP SPEC	E4607			
TE2026	EATON	E4631			
TE2027	EATON	E4630			
TE2027	EATON TOP SPEC	E4630			
TE2028	EATON	E4631			
TE2028	EATON TOP SPEC	E4631			
TE2029	EATON	E4614			
TE2029	EATON TOP SPEC	E4614			
TE2030	EATON	E4615			
TE2030	EATON TOP SPEC	E4615			

INTERCHANGE

## NUMERICAL PARTS LISTING

PART NUMBER	PAGE	PART NUMBER	PAGE	PART NUMBER	PAGE
E-4430B	6, 11, 77, 78, 96, 97	E-4450B	9, 11, 67, 112, 114, 115, 120, 145, 160, 167, 168, 170, 181, 183, 186, 187, 202, 203	E-4513	12
E-4431B	6, 11, 160, 166, 168, 170, 174	E-4451B	7, 11, 165, 166, 167, 168, 170, 172, 174, 178, 181, 182, 183, 199, 204	E-4514	12
E-4434B	10, 11, 67, 71, 80, 81, 83, 84, 85, 86, 87, 88, 89, 90, 91, 92, 93, 94, 95, 96, 102, 103, 104, 105, 106, 108, 109, 110, 112, 114, 115, 120, 142, 144, 160, 186, 187, 202, 203	E-4452B	7, 11, 32, 35, 38, 43, 45, 46, 49, 52, 56, 61	E-4518	12
E-4434N	10, 11, 67, 71, 80, 81, 83, 84, 85, 86, 87, 88, 89, 90, 91, 92, 93, 94, 95, 96, 102, 103, 104, 105, 106, 108, 109, 110, 112, 114, 115, 120, 142, 144, 160, 186, 187, 202, 203	E-4453B	6, 11, 77, 78, 97, 98, 99, 101	E-4519	12
E-4435B	10, 11, 71, 72, 73, 75, 78, 80, 81, 82, 83, 84, 86, 87, 88, 89, 90, 91, 92, 93, 94, 95, 96, 99, 100, 101, 102, 103, 104, 105, 106, 108, 109, 110, 143	E-4454B	9, 11, 52, 56, 57, 63, 64, 67, 84, 86, 89, 90, 91, 95, 108, 109, 112, 114, 115, 120, 123, 146, 147, 160, 161, 164, 166, 167, 168, 170, 172, 181, 182, 183, 186, 187, 202, 203	E-4520	12
E-4435N	10, 11, 71, 72, 84, 73, 75, 78, 80, 81, 82, 83, 84, 86, 87, 88, 89, 90, 91, 92, 93, 94, 95, 96, 99, 100, 101, 102, 103, 104, 105, 106, 108, 109, 110	E-4454N	9, 11, 52, 56, 57, 63, 64, 67, 84, 86, 89, 90, 91, 95, 108, 109, 112, 114, 115, 120, 123, 146, 147, 160, 161, 164, 166, 167, 168, 170, 172, 181, 182, 183, 186, 187, 202, 203	E-4521	12
E-4438B	6, 11, 32, 38, 43, 45, 46, 48, 63, 64, 142, 160	E-4457B	7, 11, 38, 40, 41, 43, 46, 49, 52, 56	E-4522	12
E-4438N	6, 11, 32, 38, 43, 45, 46, 48, 63, 64, 142, 160	E-4458B	9, 11, 38, 52, 56, 57, 60, 62, 67, 74, 75, 84, 89, 91, 95, 107, 112, 114, 115, 117, 119, 120, 134, 147, 151, 152, 153, 154, 156, 158, 160, 161, 163, 165, 166, 168, 171, 172, 174, 176, 181, 183, 186, 187, 191, 194, 195, 197, 201, 202, 203	E-4523	12
E-4440B	6, 11, 32, 35, 43, 46, 60, 61, 63, 64	E-4458C	9, 11, 38, 52, 56, 57, 67, 74, 75, 84, 89, 91, 95, 107, 112, 114, 115, 117, 119, 120, 134, 147, 151, 152, 153, 154, 155, 156, 158, 160, 161, 163, 165, 166, 168, 171, 172, 174, 176, 181, 183, 186, 187, 191, 194, 195, 197, 201, 202, 203	E-4524	12
E-4441B	7, 11, 35, 38, 42, 45, 46, 48, 51, 52, 56, 61, 62, 63, 64, 143, 160, 166, 168, 170	E-4459B	8, 11, 38, 40, 41, 42, 43, 46, 49, 52, 56, 65	E-4525	12
E-4442B	8, 11, 38, 42, 48, 51, 52, 56, 62, 63, 64, 65, 67, 112, 114, 115, 120, 144, 160, 166, 167, 168, 170, 183, 186, 187, 202, 203	E-4459C	8, 11, 38, 40, 41, 43, 46, 49, 52, 56	E-4531	12
E-4443B	6, 11, 71, 72, 73, 75, 76, 77, 78, 80, 81, 82, 84, 86, 87, 88, 89, 92, 93, 94, 96, 97, 98, 99, 100, 101, 102, 103, 104, 105, 108, 109, 110	E-4460B	7, 11, 28, 160, 166, 168, 170, 178	E-4532	12
E-4443N	6, 11, 71, 72, 73, 75, 76, 77, 78, 80, 81, 82, 84, 86, 87, 88, 89, 92, 93, 94, 96, 97, 98, 99, 100, 101, 102, 103, 104, 105, 108, 109, 110	E-4461B	7, 11, 166, 168, 170, 178	E-4533	12
E-4444B	6, 11, 71, 76, 77, 78, 83, 84, 92, 93, 97, 98, 99, 100, 101, 102	E-4462B	7, 11, 28, 163, 166, 168, 170, 172, 174, 178, 181, 183	E-4534	12
E-4444N	6, 11, 71, 76, 77, 78, 83, 84, 92, 93, 97, 98, 99, 100, 101, 102	E-4463B	7, 11, 28, 166, 168, 170, 174, 178	E-4536	12
E-4445B	6, 11, 32, 35, 38, 43, 45, 46, 49, 52, 56, 61, 61, 62, 63	E-4467B	10, 11, 123, 124, 128, 130, 131, 132, 134, 135, 136, 137	E-4538	12
E-4445N	6, 11, 32, 35, 38, 43, 45, 46, 49, 52, 56, 61, 62, 63	E-4468B	8, 11, 67, 74, 101, 107, 112, 114, 115, 117, 118, 119, 120, 134, 145, 154, 158, 160, 163, 174, 176, 178, 183, 186, 187, 192, 193, 194, 195, 201, 202, 203	E-4539	12
E-4448B	7, 11, 166, 168, 170, 178	E-4469B	8, 11, 72, 73, 74, 75, 78, 80, 81, 82, 84, 85, 86, 87, 88, 89, 90, 93, 94, 95, 98, 99, 101, 103, 104, 107, 109	E-4540	12
E-4449B	7, 11, 38, 42, 48, 51, 63, 64, 65, 67, 84, 86, 112, 114, 115, 120, 144, 160, 164, 167, 168, 182, 183, 186, 187, 202, 203	E-4470B	9, 11, 199, 201, 204	E-4541	12
		E-4471B	9, 11, 199, 201	E-4542	12
				E-4543	12
				E-4544	12
				E-4545	12
				E-4546	12
				E-4547	12
				E-4549	12
				E-4550	12
				E-4552	12
				E-4553	12
				E-4554	12
				E-4555	12
				E-4562	12
				E-4563	12
				E-4564	12
				E-4572	13
				E-4573	13
				E-4575	13
				E-4576	13
				E-4577	13
				E-4579	13
				E-4580	13
				E-4581	13
				E-4582	13
				E-4583	13
				E-4595B	7, 11, 67, 112, 115, 120, 145, 156, 158, 160, 163, 183, 186, 187
				E-4598B	9, 11
				E-4599B	10, 11, 123, 124, 126, 128, 130, 131, 132, 135, 136
				E-4600	22, 95, 161, 166, 169, 170, 175
				E-4601	22, 161, 166, 169, 170, 175
				E-4602	22, 33, 39, 44, 46, 47, 49, 63, 64, 142, 143
				E-4603	22, 33, 39, 44, 46, 47, 49, 63, 64, 142, 143
				E-4604	22, 28, 32, 33, 35, 36, 39, 43, 44, 46, 47, 50, 53, 57, 60, 61, 62, 63, 64, 161, 166, 170, 179
				E-4605	22, 28, 32, 33, 35, 36, 39, 43, 44, 46, 47, 50, 53, 57, 60, 61, 62, 63, 64, 161, 166, 169, 170, 179

# NUMERICAL PARTS LISTING

PART NUMBER	PAGE	PART NUMBER	PAGE	PART NUMBER	PAGE
E-4606	22, 72, 73, 74, 79, 80, 81, 82, 85, 86, 88, 91, 94, 95, 100, 101, 102, 103, 104, 106, 108, 109, 110	E-4616	23, , 28, 39, 54, 58, 65, 68, 69, 85, 87, 89, 90, 91, 95, 108, 109, 113, 114, 116, 118, 119, 121, 123, 125, 127, 128, 130, 131, 133, , 134, 136, 137, 142, 144, 145, 146, 147, 152, 162, 165, 166, 167, 169, 171, 173, 182, 184, 186, 188, 189, 191, 192, 194, 195, 197, 199, 201, 202, 203, 204	E-4630	24, 28, 151, 152, 153, 155, 156, 157, 159, 164, 165, 167, 169, 170, 171, 173, 175, 177, 179, 180, 182, 184
E-4607	22, 72, 73, 74, 79, 80, 81, 81, 82, 85, 86, 88, 91, 94, 95, 100, 101, 102, 103, 104, 106, 108, 109, 110, 123, 125, 128, 131, 133, 136, 137	E-4617	23, , 28, 39, 54, 58, 65, 68, 69, 85, 87, 89, 90, 91, 95, 108, 109, 113, 114, 116, 118, 119, 121, 123, 125, 127, 128, 130, 131, 133, 134, 136, 137, 142, 144, 145, 146, 147, 152, 162, 165, 166, 167, 169, 171, 173, 182, 184, 186, 188, 189, 191, 192, 194, 195, 197, 199, 201, 202, 203, 204	E-4631	24, 28, 151, 152, 153, 155, 156, 157, 159, 164, 165, 167, 169, 170, 171, 173, 175, 177, 179, 180, 182, 184
E-4608	22, 72, 73, 74, 76, 79, 80, 81, 82, 85, 86, 87, 88, 89, 90, 91, 94, 95, 98, 99, 102, 104, 105, 106, 107, 108, 109, 110	E-4618	23, 39, 42, 49, 51, 63, 64, 65, 68, 113, 114, 116, 121, 144, 186, 188, 203, 204	E-4634	22, 32, 33, 35, 39, 43, 63, 64, 161, 163
E-4609	22, 72, 73, 74, 76, 79, 80, 81, 82, 85, 86, 87, 88, 89, 90, 91, 94, 95, 98, 99, 102, 104, 105, 106, 107, 108, 109, 110	E-4619	23, 39, 42, 49, 51, 63, 64, 65, 68, 113, 114, 116, 121, 144, 162, 163, 165, 173, 186, 188, 201, 203, 204	E-4635	22, 32, 33, 35, 39, 43, 43, 63, 64, 161, 163
E-4610	22, 39, 42, 44, 46, 47, 49, 51, 53, 61, 62, 63, 64, 68, 85, 88, 91, 95, 113, 114, 116, 121, 123, 125, 128, 130, 131, 133, 134, 136, 137, 142, 143, 144, 146, 148, 151, 152, 153, 162, 165, 166, 167, 169, 170, 171, 180, 182, 184, 186, 188, 203, 204	E-4620	23, 71, 77, 78, 79, 83, 84, 92, 93, 94, 97, 98, 100, 101, 102	E-4636	22, 71, 79, 80, 81, 83, 84, 85, 86, 87, 88, 89, 91, 92, 93, 94, 96, 100, 101, 102, 103, 104, 105, 106, 108, 109, 110, 151, 161
E-4611	22, 39, 42, 44, 46, 47, 49, 51, 53, 61, 62, 63, 64, 68, 85, 88, 91, 95, 113, 114, 116, 121, 123, 125, 128, 130, 131, 133, 134, 136, 137, 142, 143, 144, 146, 148, 151, 152, 153, 162, 165, 166, 167, 169, 170, 171, 180, 182, 184, 186, 188, 203, 204	E-4621	23, 71, 77, 78, 79, 83, 84, 92, 93, 94, 97, 98, 100, 101, 102	E-4637	22, 71, 79, 80, 81, 83, 84, 85, 86, 87, 88, 89, 91, 92, 93, 94, 95, 96, 100, 101, 102, 103, 104, 105, 106, 108, 109, 110, 161
E-4612	22, 33, 35, 43, 47, 50, 72, 73, 76, 77, 78, 79, 82, 87, 89, 94, 97, 98, 99, 101, 103, 105, 108, 109	E-4622	23, 33, 34, 35, 36, 36, 39, 40, 41, 43, 44, 44, 46, 47, 50, 53, 57, 61, 62	E-4640	22, 123, 125, 128, 130, 131, 133, 134, 136, 137
E-4613	22, 33, 35, 43, 47, 50, 72, 73, 76, 77, 78, 79, 82, 87, 89, 94, 97, 98, 99, 101, 103, 105, 108, 109	E-4623	23, 33, 34, 35, 36, 39, 40, 41, 43, 44, 46, 47, 50, 53, 57, 61, 62	E-4642	23, 113, 144, 162, 163, 165, 173, 201
E-4614	23, 28, 30, 39, 40, 41, 42, 44, 47, 48, 50, 53, 54, 57, 58, 62, 68, 74, 76, 102, 107, 113, 114, 115, 116, 117, 118, 119, 121, 134, 142, 143, 145, 146, 149, 151, 152, 153, 155, 156, 157, 159, 162, 164, 166, 167, 169, 171, 175, 177, 179, 180, 182, 184, 186, 188, 191, 192, 193, 194, 195, 197, 199, 201, 202, 203, 204	E-4624	24, 71, 77, 78, 79, 80, 81, 84, 87, 88, 89, 92, 93, 94, 96, 100, 101, 102, 103, 104, 105, 106, 110	E-4693B	7, 11, 28, 154, 160, 163, 168, 172, 174, 178
E-4615	23, 28, 30, 39, 40, 41, 42, 44, 47, 48, 50, 53, 54, 57, 58, 62, 68, 74, 76, 102, 107, 113, 114, 115, 116, 117, 118, 119, 121, 134, 142, 143, 145, 149, 151, 152, 153, 155, 156, 157, 159, 162, 164, 166, 167, 169, 171, 175, 177, 179, 180, 182, 184, 186, 188, 191, 192, 193, 194, 195, 197, 199, 201, 202, 203, 204	E-4625	24, 71, 77, 78, 79, 80, 81, 84, 87, 88, 89, 92, 93, 94, 96, 100, 101, 102, 103, 104, 105, 106, 110	E-4694C	8, 11, 67, 74, 75, 101, 107, 112, 114, 115, 117, 118, 119, 120, 134, 145, 154, 156, 158, 160, 163, 174, 176, 178, 183, 186, 187, 192, 193, 194, 195, 201, 202, 203
		E-4628	24, 30, 68, 73, 74, 75, 76, 78, 81, 83, 85, 89, 91, 107, 113, 114, 115, 116, 118, 119, 121, 123, 125, 127, 128, 130, 131, 133, 134, 136, 147, 148, 149, 152, 155, 156, 157, 159, 162, 164, 165, 166, 169, 171, 173, 175, 180, 182, 184, 186, 188, 189, 191, 192, 194, 195, 197, 201, 203, 204	E-4695C	8, 11, 67, 117, 118, 119, 120, 142, 146, 156, 187, 191, 192, 193, 194, 195, 197
		E-4629	24, 30, 68, 73, 74, 75, 76, 78, 81, 83, 85, 89, 91, 107, 113, 114, 115, 116, 118, 119, 121, 123, 125, 127, 128, 130, 131, 133, 134, 136, 147, 148, 149, 152, 155, 156, 157, 159, 162, 164, 165, 166, 169, 171, 173, 175, 180, 182, 184, 186, 188, 189, 191, 192, 194, 195, 197, 201, 203, 204	E-4696B	8, 11, 30, 67, 117, 118, 119, 120, 154, 155, 156, 158, 174, 187, 192, 193, 194, 197
				E-4696C	8, 11, 30, 67, 117, 118, 119, 120, 154, 156, 158, 174, 187, 192, 193, 194, 197
				E-4697B	7, 11, 28, 160, 166, 174, 178
				E-5310	16, 21, 32, 34, 37, 45, 46, 48, 60
				E-5325	18, 21, 55, 56, 59, 60
				E-5326	17, 21, 75, 76, 87, 88, 89, 90, 91, 92, 96, 102
				E-5338	18, 21, 34, 37, 40, 45, 48, 51
				E-5339	18, 21, 34, 37, 40, 45, 48, 51
				E-5342	20, 21, 55, 56, 59, 60
				E-5366	18, 21, 176, 177, 181
				E-5372	17, 21, 74, 79, 80, 81, 82
				E-5373	17, 21, 72, 74, 79, 80, 81, 82, 95, 99
				E-5374	17, 21, 75, 76, 85, 86, 87, 88, 89, 90, 91, 92, 96, 107
				E-5378	19, 21, 121
				E-5379	20, 21, 121
				E-5380	20, 21, 121
				E-5386	16, 21, 157, 164
				E-5390	16, 21, 176, 181

## NUMERICAL PARTS LISTING

PART NUMBER	PAGE	PART NUMBER	PAGE	PART NUMBER	PAGE
E-5391	23, 69, 201, 202, 203	E-6847	24, 68, 107, 113, 114, 116, 121 144, 145, 157, 159, 162, 164, 165, 169, 184, 186, 188, 203	E-9942B	9, 11, 28, 151, 152, 153, 154, 155, 156
E-5392	22, 80, 81, 95	E-6848	24, 68, 107, 113, 114, 116, 121, 144, 145, 157, 159, 162, 164, 165, 169, 184, 186, 188, 203	E-9943B	7, 11, 32, 35, 38, 43, 45, 46, 49
E-5402	23, 195, 201, 202	E-6849	23, 176	E-9945B	9, 11, 32, 35, 38, 43, 46, 49
E-5441B	10, 11	E-6854	24, 72, 73, 79, 82, 98, 99	E-9948	24, 157, 159
E-5442	12	E-6855	24, 72, 73, 79, 82, 98, 99	E-9951	24, 155, 156, 157, 159, 177
E-5444	12	E-6856	24, 28, 68, 113, 114, 118, 119, 147, 149, 152, 153, 188, 189, 191, 192, 194, 195, 197, 201, 203	E-9952	24, 155, 156, 157, 159, 177
E-5445	12	E-6857	24, 28, 68, 113, 114, 118, 119, 147, 149, 152, 153, 188, 189, 191, 192, 194, 195, 197, 201, 203	E-9957	14
E-5446	12	E-6858	23, 113, 144, 162, 163, 165, 173, 201	E-9958	14
E-5449	12	E-6863	24, 33, 35, 36, 43, 44, 47, 50	E-9959	14
E-5450	12	E-6864	24, 33, 35, 36, 43, 44, 47, 50	E-9960	14
E-5469	23, 28, 159, 164, 175, 179, 180	E-6865B	6, 8, 11, 67, 117, 118, 119, 120, 142, 146, 156, 187, 191, 192, 193, 194, 195, 197	E-9961	14
E-5470	23, 28, 159, 164, 175, 179, 180	E-6869C	8, 11, 30	E-9962	23, 33, 34, 35, 36, 40, 41, 44, 47, 48, 50, 53, 54, 57, 58, 60
E-6135	24, 157, 159, 179, 180	E-6875C	7, 11, 28, 154, 156, 158, 165, 168, 172, 174, 178	E-9963	23, 33, 34, 35, 36, 40, 41, 44, 47, 48, 50, 53, 54, 57, 58, 60
E-6136	24, 157, 159, 179, 180	E-6878	17, 21, 176	E-9964	14
E-6194B	9, 11, 73, 120, 187	E-8732	19, 21, 119	E-9965	24, 33, 34, 35, 36, 40, 41, 43, 44, 47, 50, 53, 57, 62
E-6194C	9, 11, 30, 120, 187	E-8757	24, 30, 68, 115, 117, 118, 119, 121, 188, 192, 193, 194, 195, 197	E-9966	24, 33, 34, 35, 36, 40, 41, 43, 44, 47, 50, 53, 57, 62
E-6195B	7, 11, 32, 35, 43, 46, 49, 52, 56	E-8758	24, 30, 68, 115, 117, 118, 119, 121, 188, 192, 193, 194, 195, 197	E-9967	22
E-6196B	8, 11, 38, 40, 41, 42, 43, 46, 49, 52, 56	E-9220	13	E-10104B	8, 73, 98, 102, 103, 104, 105
E-6197B	7, 11, 40, 41, 52, 56, 62	E-9221	13	E-10105B	9, 73, 98, 102, 103, 104, 105
E-6198B	7, 11, 28, 151, 152, 153, 170, 171, 178	E-9877	23, 121, 123, 124, 125, 126, 127, 128, 129, 130, 131, 133, 134, 136, 137	E-10106B	9, 73, 102, 103, 104, 105
E-6199B	8, 11, 112, 117, 118, 119, 143, 145, 154, 155, 156, 158, 174, 187, 191, 192, 193, 194, 197	E-9878	23, 123, 124, 126, 127, 128, 129, 130, 131, 132, 133, 134, 135, 136, 137	E-10108	23, 73, 78, 81, 83, 98, 102, 104, 105, 106
E-6199C	8, 11, 49, 67, 112, 117, 118, 119, 143, 145, 148, 154, 155, 156, 158, 174, 176, 178, 187, 191, 192, 193, 194, 197	E-9879	24, 123, 125, 127, 128, 130, 131, 133, 136, 151, 153, 173, 175, 177, 180	E-10109	23, 73, 78, 81, 83, 98, 102, 104, 105, 106
E-6403	24	E-9880	24, 123, 125, 127, 128, 130, 131, 133, 136, 151, 153, 173, 175, 177, 180	E-10110	23, 73, 78, 81, 83, 98, 102, 104, 105, 106
E-6404	23	E-9881	23, 124, 126, 127, 129, 131, 132, 133, 134, 135, 137	E-10111	23, 73, 78, 81, 83, 98, 102, 104, 105, 106
E-6450B	6, 11	E-9897	19, 21, 69	E-10112	22, 73, 98
E-6451B	6, 11	E-9911	17, 21, 151, 152, 153, 177	E-10113	22, 73, 98
E-6453B	6, 11	E-9925	17, 21, 55, 56, 59, 60	E-10114	22, 124, 126, 127, 129, 131, 132, 133, 134, 135, 137
E-6454B	6	E-9926	20, 21, 55, 59	E-10137	23, 30, 68, 115, 117, 118, 119, 153, 156, 157, 175, 188, 193
E-6454C	6, 11	E-9927	20, 21, 55, 56, 59, 60	E-10138	23, 30, 68, 115, 117, 118, 119, 153, 156, 157, 175, 188, 193
E-6455B	6, 11	E-9929	19, 21, 60	E-10148	24
E-6455C	7, 11	E-9931	20, 21, 41	E-10149	24
E-6665	22	E-9933	17, 21, 55, 56, 59, 60	E-10163	22, 191, 192, 193, 194, 195
E-6678	22	E-9934	19, 21, 34, 37, 45, 48, 51	E-10164	22, 191, 192, 193, 194, 195
E-6694	24	E-9936	19, 21, 34, 37, 45, 48, 51	E-10165N	10, 191, 192, 193, 194
E-6720	22	E-9937	19, 21, 34, 37, 45, 48, 51	E-10166N	10, 191, 192, 193, 194, 195
E-6722	22	E-9941B	9, 11, 28, 151, 152, 153, 154, 155, 156	E-10167	13
E-6789	22			E-10168	13
E-6804	16, 21, 176, 181			E-10169	13
E-6806	18, 21, 195, 201, 202			E-10170	13
E-6808	16, 21, 182, 184			E-10171	13
E-6815	16, 21, 75, 76, 107			E-10172	13
E-6816	16, 21, 72, 74, 77, 78, 79, 80, 81 82, 94, 95, 99, 101			E-10173	13
E-6817	16, 21, 75, 76, 107			E-10174	13
E-6818	16, 21, 186, 189			E-10175	13
E-6819	20, 21, 186, 189			E-10176	13
E-6825	19, 21, 117, 118, 119			E-10177	13
E-6827	19, 21, 34, 37, 45, 48, 51			E-10185	12
E-6833	18, 21, 72, 74, 79, 82, 99			E-10186	12
E-6834	18, 21, 74, 79, 82				
E-6835	20, 21, 55, 56, 59, 60				
E-6836	18, 21, 34, 37, 45, 48, 51				
E-6839	20, 21, 55, 59				

# NUMERICAL PARTS LISTING

PART NUMBER	PAGE	PART NUMBER	PAGE	PART NUMBER	PAGE
E-10187	12	ES2061L	22		
E-10188	12	ES2062R	22		
E-10189	12	ES2069R	22		
E-10190	12	ES2070L	22		
E-10191	12	ES2090L	24		
E-10192	12	ES2091R	24		
E-10193	12	ES2118L	22		
E-10194	12	ES2147R	22		
E-10195	12	ES2200L	24		
E-10196	12	ES2201R	24		
E-11394B	8, 11, 30, 153, 154	ES2203R	23		
E-11463	17, 21, 152, 153, 171	ES2208R	23		
E-11785B	9, 11, 28, 152, 155, 156, 172, 174	ES2224L	23		
E-11788	24, 32, 44, 48, 50, 62	ES2225R	23		
E-11789	24, 32, 44, 48, 50, 62	ES2234R	22		
E-11790	18, 21, 32, 63	ES2613L	23		
E-11791	12	ES2614R	23		
E-11808C	8, 148	ES2914R	22		
E-11810C	8, 148	ES2925L	24		
E-11811C	8, 148	ES3026L	24		
E-11812C	7, 148	ES3027R	24		
E-11813C	9, 148	ES3030R	24		
E-11814C	9, 148	ES3031L	24		
E-11815C	6, 148	ES3032R	23		
E-11816C	7, 148	ES3033L	24		
E-14326	23	ES3034R	24		
ES150L	22	ES3039L	24		
ES150R	22	ES3040R	24		
ES176L	22	ES3086L	24		
ES176R	22	ES3087R	24		
ES187L	22	ES3176R	23		
ES187R	22	ES3177L	23		
ES235NL	22	ES3204L	24		
ES235NR	22	ES3205R	24		
ES304L	22	ES3214R	24		
ES304R	22	ES3219L	24		
ES330L	23	ES3220R	24		
ES330R	23	ES3252R	23		
ES332L	24	ES3268L	22		
ES332R	24	ES3269R	22		
ES346L	23	ES3270L	23		
ES346R	23	ES3271R	23		
ES373L	22	ES3274L	23		
ES373R	22	ES3275R	23		
ES405L	22	ES3283R	24		
ES405R	22	ES3284L	24		
ES411L	24	ES3297R	24		
ES411R	24	ES3298L	24		
ES423L	23	ES3304R	22		
ES423R	23	ES3442R	24		
ES431L	23	ES3443L	24		
ES431R	23	ES3476	23		
ES2010L	22	ES3477	23		
ES2011R	22				
ES2026R	24				
ES2027L	23				
ES2030R	22				
ES2035L	23				
ES2036R	23				



## **EUCLID AFTERMARKET PARTS WARRANTY**

We warrant all new parts for one year from date of shipment to the buyer against defective material or workmanship (but not against damage caused by accident, abuse or improper installation, maintenance or repair) when such parts are used on vehicles the specifications of which have been approved by our Engineering Department.

As the exclusive remedy under this warranty, we will, at our option, repair or replace such parts free of charge, or take back the nonconforming parts and refund the monies paid by buyer for such parts, if found on examination by us to be nonconforming and if any necessary return charges are prepaid.

If it is necessary to return any parts under this warranty, buyer agrees not to make any deduction on account thereof from remittances on current accounts while claims are in the process of disposition. Any expense incurred without our consent for repairs or replacement will not be allowed.

THIS WARRANTY IS EXPRESSLY IN LIEU OF ALL OTHER WARRANTIES OR CONDITIONS, EXPRESS, IMPLIED OR STATUTORY, INCLUDING ANY IMPLIED WARRANTY OF MERCHANTABILITY OR FITNESS FOR PARTICULAR PURPOSE. IN NO EVENT SHALL SELLER BE LIABLE FOR INCIDENTAL OR CONSEQUENTIAL DAMAGES OF ANY NATURE.

Only genuine EUCLID replacement parts are covered by this aftermarket parts warranty.



**Meritor Heavy Vehicle Systems, LLC**

7975 Dixie Highway  
Florence, KY 41042 USA  
USA 888-725-9355  
Canada 800-387-3889

**[www.meritor.com](http://www.meritor.com)**  
**[MeritorPartsOnline.com](http://MeritorPartsOnline.com)**

**Distributed by:**

Information contained in this publication was in effect at the time the publication was approved for printing and is subject to change without notice or liability. Meritor reserves the right to revise the information presented or discontinue the production of parts at any time.

Litho in USA  
Revised 06-13  
760C  
©2013 Meritor, Inc.