



Parts Catalog

Truck
Suspension
Systems

Solutions at Work

 **HENDRICKSON**
The World Rides On Us



Solutions at Work

Contents

- | | |
|----|------------------------|
| 2 | CATALOG GUIDE |
| 3 | POPULAR KITS |
| 13 | POPULAR PARTS |
| 19 | SUSPENSION CONVERSIONS |
| 23 | PRODUCT PROFILES |
| 31 | SELECTION GUIDES |
| 79 | PARTS LISTS |

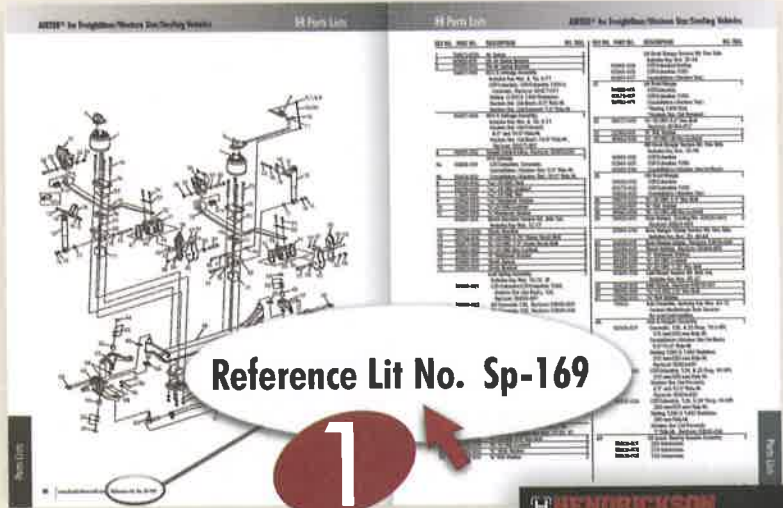


Guide to this Comprehensive Catalog

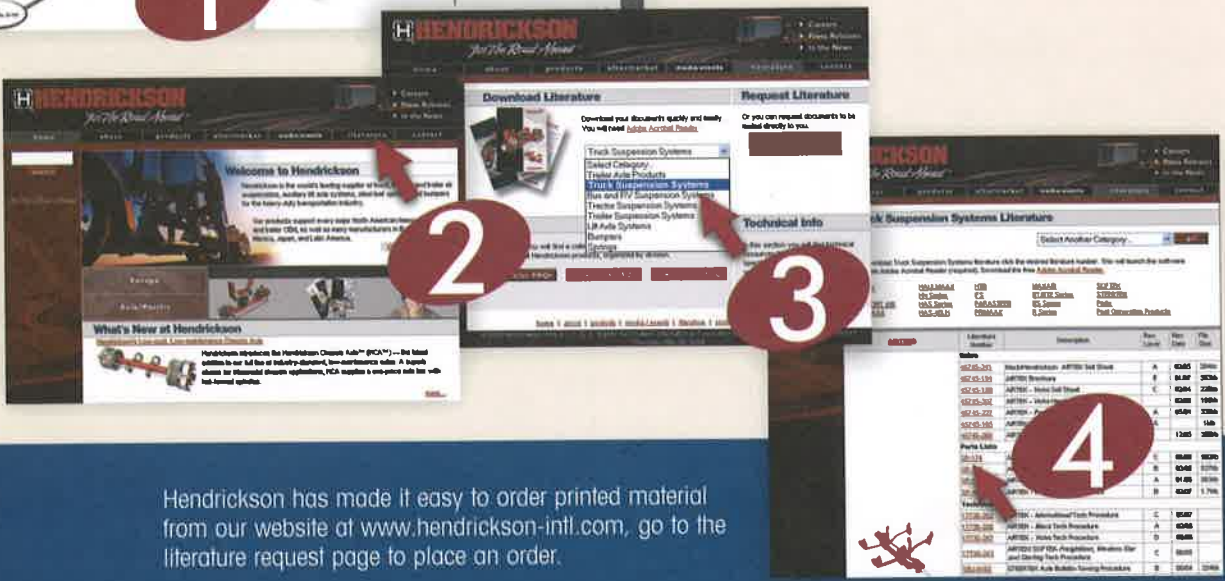
This catalog was designed to simplify the identification and selection of Hendrickson Truck Suspension Systems parts. Inside this catalog are the following Hendrickson publications — Popular Parts & Kits, Suspension Conversions, Product Profiles, Selection Guides, and Parts Lists. The catalog contents are available separately on-line from the Hendrickson website www.hendrickson-intl.com.

The Hendrickson website contains the electronic literature files referenced at the foot of each page, just follow the simple steps below to view or download the desired literature.

The website is a fast, efficient way to find the information for Hendrickson products.



- 1 Locate the referenced **literature number** on the bottom of the page.
- 2 Go to www.hendrickson-intl.com and click on **Literature**.
- 3 Go to the dropdown menu — **Truck Suspension Systems** or **Bus and RV Suspension Systems**.
- 4 Select the product and click on the **literature number** to download a pdf file that you can view online or print.



Hendrickson has made it easy to order printed material from our website at www.hendrickson-intl.com, go to the literature request page to place an order.



Popular Kits

- 6 FRONT STEER AXLE SYSTEMS
- 8 REAR AIR SUSPENSIONS
- 10 WALKING BEAM SUSPENSIONS

Popular Parts

- 13 FRONT STEER AXLE SYSTEMS
- 14 REAR SUSPENSIONS
- 16 WALKING BEAM SUSPENSIONS
- 17 POPULAR FASTENERS

**REAR AIR
SUSPENSIONS**



PRIMAAX®



COMFORT AIR®



HTB™



AR2™




HAS™



PARASTEER™

**WALKING BEAM
SUSPENSIONS**



HAULMAAX®



HN®



RT™/RTE™



RS™



R™

**FRONT STEER
AXLE SYSTEMS**



AIRTEK®



SOFTEK®



STEERTEK



IFS

**OTHER
SUSPENSIONS**



HTB™ M



HFS



Aftermarket assistance toll-free **1.866.755.5968**

HENDRICKSON

GENUINE PARTS

There's only one sure way to protect the life of your Hendrickson suspension system. Order genuine Hendrickson suspension parts and service kits. Hendrickson Service Kits contain the proper Hendrickson parts needed to complete a job — right down to fasteners, washers and easy-to-follow instructions, all in one handy box.

Hendrickson Service Kits make your job easier. They simplify inventory control, take up less space, keep you organized, and cut waste — all to save you money.

What's more, they ensure that your getting 100% genuine Hendrickson parts.

Complete Hendrickson Service Kits are available for beam and adapter assemblies, bronze center and beam end bushings, QUIK-ALIGN® components, height control valves and many other common suspension repairs. Browse the Hendrickson Popular Kits and Parts Catalog to find the correct kit for the job, then order them through your traditional parts sources.


Remember... Hendrickson parts last longer to help keep your customers on the road longer.

WHY GENUINE?

Original Parts, Original Fit, Original Performance — That's why.

This catalog is only a portion of all the parts available from Hendrickson. Other service kits are available if desired. Popular parts and service kits may vary upon the geographical area. All Hendrickson parts are available through traditional part sources including those not listed in this catalog. Visit our website for more information.

www.hendrickson-intl.com



For more information on Hendrickson products, visit our website at www.hendrickson-intl.com.

For Aftermarket part assistance, contact us by phone 1.866.755.5968 or email us at truckparts@hendrickson-intl.com.

**Tie Rod End Kits – Axle Set¹
AIRTEK/SOFTEK/STEEERTEK**



60961-010

Straight Tie Rods – 69 KPI, 4.25" Drop

Axle Set		Qty.
64000-001	LH Tie Rod End	1
64000-002	RH Tie Rod End	1
22962-007	7/8" Hardened Washer	2
17800-004	Cotter Pin	2

60961-011

Straight Tie Rods – 70.9 KPI, 4.25" Drop

Axle Set		Qty.
64002-001	LH Tie Rod End	1
64002-002	RH Tie Rod End	1
22962-007	7/8" Hardened Washer	2
17800-004	Cotter Pin	2

60961-082

Straight Tie Rods – 70.9 KPI, 4.25" Drop

Axle Set		Qty.
65034-001	LH Tie Rod End	1
65034-002	RH Tie Rod End	1
22962-007	7/8" Hardened Washer	2
17800-004	Cotter Pin	2

**Tie Rod End Kits – One Side¹
AIRTEK/SOFTEK/STEEERTEK**



60961-085

Straight Tie Rods – 70.9 KPI, 4.25" Drop

Left Hand		Qty.
65034-001	Tie Rod End	1
22962-007	7/8" Hardened Washer	1
17800-004	Cotter Pin	1

60961-086

Straight Tie Rods – 70.9 KPI, 4.25" Drop

Right Hand		Qty.
65034-002	Tie Rod End	1
22962-007	7/8" Hardened Washer	1
17800-004	Cotter Pin	1

**Tie Rod End Kits – One Side¹
AIRTEK/SOFTEK/STEEERTEK**



60961-029


Drop Tie Rods – 69/70.9 KPI, 5.36" Drop

Left Hand		Qty.
64004-001	Tie Rod End	1
22962-007	7/8" Hardened Washer	1
17800-004	Cotter Pin	1

60961-030

Drop Tie Rods – 69/70.9 KPI, 5.36" Drop

Right Hand		Qty.
64004-002	Tie Rod End	1
22962-007	7/8" Hardened Washer	1
17800-004	Cotter Pin	1



¹ See Hendrickson Literature No. SEU-0223 for more information on tie rod ends.

**Thrust Bearing Service Kits
AIRTEK/SOFTEK/STEERTEK/IFS**



60961-041


One Wheel End – LH

		Qty.
59828-000	Composite Thrust Bearing	1
60236-001	5/8"-11 UNC Socket Head Cap Screw	2
58910-000	Kingpin Seal	2
60259-001	Kingpin Shim 0.005"	4
60259-002	Kingpin Shim 0.047"	1
60937-000	Loctite Tube	1

60961-042

One Wheel End – RH

		Qty.
64256-000	Roller Thrust Bearing	1
60236-001	5/8"-11 UNC Socket Head Cap Screw	2
58910-000	Kingpin Seal	2
60259-001	Kingpin Shim 0.005"	4
60259-002	Kingpin Shim 0.047"	1
60937-000	Loctite Tube	1



60961-043

Axle Set

		Qty.
59828-000	Composite Thrust Bearing	1
64256-000	Roller Thrust Bearing	1
60236-001	5/8"-11 UNC Socket Head Cap Screw	4
58910-000	Kingpin Seal	4
60259-001	Kingpin Shim 0.005"	8
60259-002	Kingpin Shim 0.047"	2
60937-000	Loctite Tube	1

**Steering Knuckle Service Kits
AIRTEK/SOFTEK/STEERTEK/IFS**



Kit Shown: 60961-009

60961-009

One Wheel End – LH

		Qty.
59156-000	Grease Cap Assembly	2
58937-000	Retaining Ring	2
58909-000	Kingpin Bushing	2
59828-000	Composite Thrust Bearing	1
60236-001	5/8"-11 UNC Socket Head Cap Screw	2
58910-000	Kingpin Seal	2
60259-001	Kingpin Shim 0.005"	4
60259-002	Kingpin Shim 0.047"	1
60937-000	Loctite Tube	1

60961-039

One Wheel End – RH

		Qty.
59156-000	Grease Cap Assembly	2
58937-000	Retaining Ring	2
58909-000	Kingpin Bushing	2
64256-000	Roller Thrust Bearing	1
60236-001	5/8"-11 UNC Socket Head Cap Screw	2
58910-000	Kingpin Seal	2
60259-001	Kingpin Shim 0.005"	4
60259-002	Kingpin Shim 0.047"	1
60937-000	Loctite Tube	1

**Steering Knuckle Service Kits
AIRTEK/SOFTEK/STEERTEK/IFS**




60961-040

Axle Set


		Qty.
59156-000	Grease Cap Assembly	4
58937-000	Retaining Ring	4
58909-000	Kingpin Bushing	4
59828-000	Composite Thrust Bearing	1
64256-000	Roller Thrust Bearing	1
60236-001	5/8"-11 UNC Socket Head Cap Screw	4
58910-000	Kingpin Seal	4
60259-001	Kingpin Shim 0.005"	8
60259-002	Kingpin Shim 0.047"	2
60937-000	Loctite Tube	1

Popular Kits

Front Steer Axle Systems



**Height Control Valve Kits
PRIMAAX/HAS/PARASTEER
AR2/COMFORT AIR**



Kit Shown: 57977-000

57977-000

One Side

HCV Integrated Dump Valve	1
HCV Mounting Bracket	1
1/4" Hardened Washer	2
1/4"-20 UNC Locknut	2

59013-000

One Side

Height Control Valve	1
1/4" Hardened Washer	2
1/4"-20 UNC Locknut	2

58525-001

One Side

Height Control Valve	1
HCV Linkage Assembly – 16.54"	1




60826-000

One Side

Height Control Valve	1
HCV Mounting Bracket	1
1/4" Flat Washer	2
1/4"-20 UNC Locknut	2
Locating Pin	

NOTE: Universal valve replaces both the 50433-001 and 50433-002.

**Slipper Pad Kits
HA/HAS Series**



Kit Shown: 56557-004

56557-001

One Hanger

56908-000	HA Slipper Pad	1
50597-000	HAS Retainer Plate	2
57306-000	3/8" Rolok Screw – 1.5"	4

56557-002

One Hanger

50612-000	HAS Slipper Pad	1
50597-000	HAS Retainer Plate	2
57306-000	3/8" Rolok Screw – 1.5"	4

56557-004

One Hanger

56929-000	HAS Slipper Pad	1
57566-000	HAS Retainer Clip	2
57306-000	3/8" Rolok Screw – 1.5"	2

56557-005

One Hanger

56929-000	HAS Slipper Pad	1
58287-001	Slipper Pad Lock Pin – 1"	2

**ULTRA ROD® Two-Piece
Torque Rod Kits**



60218-000

66610-000	Tube End, 5/8" Hole Dia.	1
	47691-000H Bushing	
66661-000	Spacer End, 5/8" Hole Dia.	1
	47691-000H Bushing	

60215-000

66610-000	Tube End, 5/8" Hole Dia.	1
	47691-000H Bushing	
66681-000	3" Taper End	1
	64697-000H Bushing	

60223-000

66610-000	Tube End, 5/8" Hole Dia.	1
	47691-000H Bushing	
66660-000	Spacer End, 5/8" Hole Dia.	1
	47691-000H Bushing	

60220-000

66610-000	Tube End, 5/8" Hole Dia.	1
	47691-000H Bushing	
66691-000	1 7/8" Taper End	1
	66735-000H Bushing	

**ULTRA ROD® PLUS™
Bushing and Funnel Kit**



34013-113

64400-002L	Torque Rod Bonded Bushing – 5/8" Hole Dia.	8
66086-000	Bushing Funnel Tool	1

QUIK-ALIGN® Collar Kits



60632-013		COMFORT AIR	
Axle Set			Qty.
64107-000	1"-8 UNC Bolt – 7.5"	2	
22962-035	1" Hardened Washer	4	
64108-000	1"-8 UNC Locknut	2	
64632-000	Eccentric Collar	1	
64633-000	Concentric Collar	3	

QUIK-ALIGN Pivot Bushing Kits



Kit Shown: 60632-008

60632-008		PRIMAAX/FIREMAAX	
Axle Set			Qty.
64107-000	1"-3 UNC Bolt – 7.5"	2	
22962-035	1" Hardened Washer	4	
64108-000	1"-8 UNC Locknut	2	
64632-000	Eccentric Collar	2	
64633-000	Concentric Collar	2	
58648-000	Pivot Bushing	2	

Pivot Bushing Kit



34013-103		COMFORT AIR²	
One Wheel End			Qty.
64107-000	1"-8 UNC Bolt – 7.5"	1	
22962-035	1" Hardened Washer	2	
64108-000	1"-8 UNC Locknut	1	
58648-000	Pivot Bushing	1	
64817-000	Plastic Isolator Puck	2	



60632-006		PRIMAAX/FIREMAAX	
One Wheel End			Qty.
64107-000	1"-8 UNC Bolt – 7.5"	1	
22962-035	1" Hardened Washer	2	
64108-000	1"-8 UNC Locknut	1	
64632-000	Eccentric Collar	1	
64633-000	Concentric Collar	1	

60683-001		AL405/MAXAIR	
Tandem Set			Qty.
58705-003	7/8"-8 UNC Bolt – 7.5"	4	
22962-034	7/8" Hardened Washer	8	
60266-000	7/8"-8 UNC Locknut	4	
60496-000	Eccentric Collar	2	
60497-000	Concentric Collar	6	
58648-000	Pivot Bushing	4	



Popular Kits

Rear Air Suspensions

² Not used for Hino vehicles

**Bronze Center Bushing Kits
340-520 Series³**



Kit Shown: 30437-000L

30436-000L	340 Series	
Two Beams		Qty.
30240-001	Bronze Center Bushing	2
14684-000	Beam Center Sleeve	2
30333-000	Beam Center Seal	4
32364-000	Thrust Washer	8
30087-000	Grease Fitting	2

34013-053	340 Series	
One Beam		Qty.
30240-001	Bronze Center Bushing	1
14684-000	Beam Center Sleeve	1
30333-000	Beam Center Seal	2
32364-000	Thrust Washer	4
30087-000	Grease Fitting	2

30437-000L	380-520 Series	
Two Beams		Qty.
30240-002	Bronze Center Bushing	2
14685-000	Beam Center Sleeve	2
30334-000	Beam Center Seal	4
32365-000	Thrust Washer	8
33117-000	Grease Fitting	2

34013-054L	380-520 Series	
One Beam		Qty.
30240-002	Bronze Center Bushing	1
14685-000	Beam Center Sleeve	1
30334-000	Beam Center Seal	2
32365-000	Thrust Washer	4
33117-000	Grease Fitting	1

**Bronze Center Bushing Kits
650 Series³**



Kit Shown: 45374-000L

45374-000	650 Series	
Two Beams		Qty.
30240-005	Bronze Center Bushing	2
25102-000	Beam Center Sleeve	2
31577-000	Beam Center Seal	4
45261-000	Thrust Washer	4
30087-000	Grease Fitting	2

34013-055L	650 Series	
One Beam		Qty.
30240-005	Bronze Center Bushing	1
25102-000	Beam Center Sleeve	1
31577-000	Beam Center Seal	2
45261-000	Thrust Washer	2
30087-000	Grease Fitting	1

**Bronze Center Bushing Kits
T Series – Hollow Sleeve³**



Kit Shown: 34013-076

34013-076	T 380 Series	
One Beam		Qty.
• 3½" I.D. Bushing ¼" Lip		
02335-000	Bronze Center Bushing	2
02339-000	Beam Center Sleeve	1
02336-000	Thrust Washer	2

34013-077	T 440 Series	
One Beam		Qty.
• 3½" I.D. Bushing ⅛" Lip		
09121-000	Bronze Center Bushing	2
02339-000	Beam Center Sleeve	1
02336-000	Thrust Washer	2

34013-079	T 600 Series	
One Beam		Qty.
• 4" I.D. Bushing ¼" Lip		
03415-000	Bronze Center Bushing	2
03418-000	Beam Center Sleeve	1
03416-000	Thrust Washer	2

34013-081	T 900 Series	
One Beam		Qty.
• 4" I.D. Bushing ⅛" Lip		
08904-000	Bronze Center Bushing	2
03418-000	Beam Center Sleeve	1
03416-000	Thrust Washer	2

**Bronze Center Bushing Kits
T Series – Solid Sleeve³**



Kit Shown: 34013-078

34013-078	T 600 Series	
One Beam		Qty.
• 4" I.D. Bushing ¼" Lip		
03415-000	Bronze Center Bushing	2
10358-000	Beam Center Pin	1
03416-000	Thrust Washer	2

34013-080	T 900 Series	
One Beam		Qty.
• 4" I.D. Bushing ⅛" Lip		
08904-000	Bronze Center Bushing	2
10358-000	Beam Center Pin	1
03416-000	Thrust Washer	2

³ See Equalizing Beam and Components Selection Guide No. 45745-147 for more information.

Rubber End Bushing and Adapter Kits 340-520 Series³



Kit Shown: 34013-049L

34013-049L	440 Series
One Wheel End	Qty.
45900-000 End Bushing	1
45000-007L End Bushing Adapter Kit	1

34013-050L	480-520 Series
One Wheel End	Qty.
29878-001 End Bushing	1
21140-034L End Bushing Adapter Kit	1

34013-048L	340 Series
One Wheel End	Qty.
06969-000 End Bushing	1
45000-013L End Bushing Adapter Kit	1

34013-073L	460 Series
One Wheel End	Qty.
45900-000 End Bushing	1
21140-034L End Bushing Adapter Kit	1

34013-051L	520 Series
One Wheel End	Qty.
45407-000 End Bushing	1
21140-033L End Bushing Adapter Kit	1

Rubber End Bushing and Adapter Kits 650 Series³



34013-052	650 Series
One Wheel End	Qty.
10363-000 End Bushing	1
21140-007 End Bushing Adapter Kit	1



34013-072	650 Series
One Wheel End	Qty.
10363-000 End Bushing	1
10371-000 Beam Hanger Tube Nut	2
17800-010 Cotter Pin	4
10372-000 Beam Hanger Tube	1

End Bushing Adapter Kits 340-520 Series³



Kit Shown: 45000-007L

45000-007L	440 Series
One Wheel End	Qty.
21867-023 3/4"-16 UNF Bolt – 6.5"	1
22962-001 3/4" Hardened Washer	2
30191-000 3/4"-16 UNF Locknut	1
45163-000 Beam End Adapter	2
45289-002 Adapter Tube	1

21140-034L	460 Series
One Wheel End	Qty.
30550-008 1"- Top Pad Bolt – 10.5"	1
22962-008 1" Hardened Washer	2
08017-000 1"-14 UNS Locknut	1
45871-000 Beam End Adapter	2
45289-004 Adapter Tube	1

45000-013L	340 Series
One Wheel End	Qty.
21867-007 3/4"-16 UNF Bolt – 6.0"	1
22962-001 3/4" Hardened Washer	2
30191-000 3/4"-16 UNF Locknut	1
45163-000 Beam End Adapter	2
45289-001 Adapter Tube	1

21140-033L	520 Series
One Wheel End	Qty.
30550-010 1"- Top Pad Bolt – 11.0"	1
22962-000 1" Hardened Washer	2
08017-000 1"-14 UNS Locknut	1
45871-000 Beam End Adapter	2
45289-002 Adapter Tube	1

End Bushing Adapter Kits 650-850 Series³



Kit Shown: 21140-007

21140-007	650 Series
One Wheel End	Qty.
17491-022 1 7/8"-12 UNF Slotted Nut	2
17800-003 Cotter Pin	2
22057-000 Beam End Adapter	2
21592-003 Beam End Shaft	1

21140-004	850 Series
One Wheel End	Qty.
17491-022 1 7/8"-12 UNF Slotted Nut	2
17800-003 Cotter Pin	2
21592-001 Beam End Adapter	2
21593-000 Beam End Shaft	1
45456-000 Thrust Washer	1

³ See Equalizing Beam and Components Selection Guide No. 45745-147 for more information.

Bar Pin End Bushing Kits – 340-520 Series³



34013-088L

One Wheel End

- 1"-8 UNC Hex Bolt – 6.0"
- 1" Hardened Washer
- 1"-8 UNC Locknut
- Bar Pin Shim 0.25" x 0.12"
- Bar Pin End Bushing (Shim)

With Shims

Qty.

- 2
- 4
- 2
- 2
- 1

NOTE:

- Shim **MUST** be installed when using Kit 34013-088L.



34013-087L

One Wheel End

- 1"-8 UNC Hex Bolt – 6.0"
- 1" Hardened Washer
- 1"-8 UNC Locknut
- Bar Pin End Bushing (Non Shim)

Without Shims

Qty.

- 2
- 4
- 2
- 1

Spring Mounting Kits RT/RTE Series



Kit Shown: 29828-023

29828-023

One Wheel End

- | | | |
|-----------|-----------------------|---|
| 00194-000 | Rebound Bolt Spacer | 1 |
| 24531-005 | ½"-13 UNC Bolt – 6.5" | 1 |
| 49846-000 | ½"-13 UNC Locknut | 1 |

Qty.

29828-034L

Axle Set

- | | | |
|-----------|-----------------------|---|
| 00194-000 | Rebound Bolt Spacer | 2 |
| 24531-005 | ½"-13 UNC Bolt – 6.5" | 2 |
| 24531-009 | ½"-13 UNC Bolt – 4.0" | 4 |
| 22962-011 | ½" Hardened Washer | 8 |
| 49846-000 | ½"-13 UNC Locknut | 6 |
| 43146-000 | Spring Hanger Pin | 2 |
| 33117-000 | Grease Fitting | 2 |

Qty.

29828-035L

One Wheel End

- | | | |
|-----------|-----------------------|---|
| 24531-009 | ½"-13 UNC Bolt – 4.0" | 2 |
| 22962-011 | ½" Hardened Washer | 4 |
| 49846-000 | ½"-13 UNC Locknut | 2 |

Qty.

Spring Eye Drawkey Kit Single Lock Hanger



00062-001L

One Hanger

- | | | |
|-----------|-----------------------|---|
| 00062-000 | Spring Hanger Drawkey | 1 |
| 17341-000 | ½" Lockwasher | 1 |
| 17351-000 | ½"-13 UNC Hex Nut | 1 |

RT/RTE

Qty.

Bolster Spring Kits



Kit Shown: 64179-037


64179-037

One Set

- | | |
|---------------------------|---|
| Tie-bar Bolster Springs | 2 |
| Bolster Spring Spacer | 1 |
| ½"-13 UNC 10" Flange Bolt | 1 |
| ½"-13 UNC Flange Nut | 9 |

HAULMAAX

Qty.



64179-002

One Set

- | | |
|----------------------|---|
| Bolster Springs | 2 |
| ½"-13 UNC Flange Nut | 8 |

HAULMAAX

Qty.



60879-000L

One Set

- | | |
|-----------------|---|
| Bolster Springs | 2 |
|-----------------|---|

HN

Qty.

³ See Equalizing Beam and Components Selection Guide No. 45745-147 for more information.

Air Springs



Part No.	Model
60716-002L	Volvo, Mack 13.2/14.6K



Part Shown: 66349-002L

Part No.	Model
59823-002L	Freightliner, Western Star, Sterling
66349-002L	Mack 12.5K

Shock Absorbers



Part Shown: 58913-003L

Part No.	Model
58913-003L	AIRTEK Freightliner Western Star Sterling
64838-003L	AIRTEK Volvo 12/12.5K, 13.2/14.6K

Front Leaf Springs – AIRTEK



Part Shown: 59930-021

Part No.	Model
59930-021	Freightliner
64772-000	Volvo
66420-000	International

Height Control Valves



Part Shown: 59899-000

Part No.	Model
59935-000	AIRTEK Freightliner Western Star Sterling
59935-002	AIRTEK Freightliner Western Star Sterling
59935-003	AIRTEK – Volvo

ULTRA ROD Two-Piece Torque Rods



Spacer End – Straddle

Part No.	Length	Bushing
66661-000H	27"	47691-000H
66660-000H	35"	47691-000H

Tube End – Straddle

Part No.	Bushing
66610-000H	47691-000H



Spacer End – Taper Pin

Part No.	Length	Bushing
66681-000H	27"	64697-000H
66691-000H	27"	66735-000H
66671-000H	27"	64809-000H
66680-000H	35"	64697-000H
66690-000H	35"	66735-000H
66670-000H	35"	64809-000H

ULTRA ROD PLUS Two-Piece Torque Rods



With Bushing

Part No.	Bushing
Spacer End	
46661-001	64400-002 Straddle
46681-001	64400-004 3" Taper
Tube End	
46610-001	64400-002 Straddle



Without Bushing

Part No.	Type
64474-000	A – Spacer End
64473-000	B – Tube End

One-Piece Torque Rods



Part No.	Length	Bushing
62007-365	14.37"	47691-000H
49681-001	14.40"	47691-000H
57950-007	14.40"	47691-000H
58757-005	21.50"	47691-000H
62700-570	22.44"	69210-000H
62001-580	22.83"	47691-000H
58757-605	23.81"	47691-000H
58757-615	24.25"	47691-000H

Torque Rod Bushings



Part No.	Type	Hole Dia.	Mtg. Ctrs.
47691-000L	Straddle	5/8"	4 3/8"



Part Shown: 44695-000L

Part No.	Type	Hole Dia.	Mtg. Ctrs.
44694-000L	Straddle	5/8"	4 3/8"
44695-000L	Straddle	5/8"	4 3/8"
49210-000L	Straddle	3/4"	4 3/8"
57256-000L	Straddle	5/8"	4 3/8"
48304-000L	Straddle	7/8"	5 1/4"



Part No.	Type	Hole Dia.	Mtg. Ctrs.
47699-001L	Offset Straddle	3/4"	5 1/16"



Part Shown: 44697-000L

Part No.	Type
44697-000L	3" Taper
46735-000L	1 7/8" Taper



Part Shown: 45477-000L

Part No.	Type
45477-000L	Through Hole
64400-002	Bonded Bushing

Air Springs



Part No.	Model
58786-002	AL 405
64917-002	AL 405



Part Shown: 50405-002L

Part No.	Model
50405-002L	HA
50898-002L	HAS
58520-002	HAS
57122-002L	HAS
60925-002	COMFORT AIR
60929-002	COMFORT AIR
60271-002L	PRIMAAX

Height Control Valves



Part Shown: 59899-000

Part No.	Model
59899-000	HAS AL405 / Maxair
60501-000	HAS Integrated Dump Valve

Spring Seats – Mack AL Series



Part Shown: 56563-000

Part No.	Model
56563-000	Mack-6" RHF/RHR
56562-000	Mack-6" LHF/LHR

Main Support Members



Part Shown: 56946-000

Part No.	Model	Thickness
56946-000	HAS 46K	2.00"
56943-000	HAS 40K	1.88"
57217-000	HAS 40LH	1.75"
56940-000	HAS	1.75"
56871-001	HA 40K	1.88"
48645-001	HA 46K	2.38"
48112-001	HA 36K	1.63"



Part Shown: 58691-000

Part No.	Model
58691-000	AL405 / MAXAIR – LH
58768-000	AL405 / MAXAIR – RH

Shock Absorbers



Part Shown: 60685-001L

Part No.	Model
60670-003L	HAS
60670-005L	HAS
60670-006L	HAS
60670-008L	HAS
57241-006L	HAS
60685-001L	HAS Hi-Torque
60657-003	PRIMAAX
60657-005	PRIMAAX
60675-001L	Volvo Hi-Torque
60675-002L	Western Star Hi-Torque
60675-003L	Hi-Torque

Cross Tube



Part No.	Model
44642-022	HA 360-460

Springs – RT/RTE Series



Part Shown: 47057-000

Part No.	Model
45027-000	RT 400/403
47057-000	RT 460/463/480/503/ 520/523



Part Shown: 45322-000

Part No.	Model
45121-000	RTE 400/403
45322-000	RTE 460/463/480/503

Spring Eye Bushings



Part Shown: 30057-007L

Part No.	Model	I.D.
30057-007L	340 Series	1 1/4"
30057-008L	400-520 Series	1 3/8"
22285-000	650 Series	1 1/2"

Cross Tubes – R/RS/RT/RTE



Part No.	Model	Length
44643-009L	343-503 Series	44.88"
44642-008L	340 Series	44.88"
10397-014	650 Series	40.75"
07622-003	523 Series	46"

Spring Hanger Pins



Part Shown: 32276-000

Part No.	Model	Dia.
32276-000	Use with Draw Key 00062-001	1 1/4"
32277-000	Use with Draw Key-00062-001	1 3/8"
43146-000	Double Lock Style Hanger	1 3/8"
00005-000	Use with Draw Key 00081-001	1 1/2"
45797-000	Double Lock Style Hanger	1 1/2"

Load Cushions – RS Series



Part No.	Model
48973-000L	340/400 Series
26953-000L	460/520 Series



Part No.	Model
24209-000	Center Load Cushion

Saddle Assemblies RT/RTE Series



Part Shown: 31017-096L

Part No.	Model	Height
31017-022L	343/400/403	6"
31017-109L	403	7 3/8"
31017-096L	460/463	6"
31017-110L	460/463	7 3/8"
31017-053	523 – RT Only	6"
31017-077	523	7 3/8"
31017-004	650	7 1/8"

Shock Absorbers



Part Shown: 60680-003L

Part No.	Model
60680-003L	HN
60680-005L	HAULMAAX
60680-006L	HAULMAAX

Rubber Center Bushings



340 Series
 A: 22279-000L with loose plug
 B: 06664-000L



380 Series
 C: 22282-000L with loose plug
 D: 05919-000L

Rubber Center Bushings



400 Series
 E: 49400-000L High Confinement
 F: 49600-000L High Confinement with loose plug



460-523 Series
 34013-097L with loose plug
 29483-005L

650 Series
 10366-000L

Rubber End Bushings



Part No.	Model	Length
06966-000L	280 Series	4½"
06969-000L	340 Series	5¼"
45900-000L	460 Series	5¾"
29878-001L	480-520 Series	5¾"
45407-000L	520 Series	6"
10363-000L	650 Series	6"
10364-000	850 Series	7"

Vertical Drive Bushing



RS Series
 19279-000L

POPULAR FASTENERS



Part No. 48574-000
Description Spherical Washer



Part No. 22962-002
Description ¾" Hardened Washer

Part No. 22962-006
Description 1" Hardened Washer



Part No. 06696-000
Description ¾"-14 UNF Saddle Cap Stud



Part No. 08017-000
Description 1"-14 UNS Locknut



Part No. 1000000000
 Description: [Illegible]
 Qty: 1
 Unit: EA
 [Additional illegible text]



Part No. 1000000000
 Description: [Illegible]
 Qty: 1
 Unit: EA
 [Additional illegible text]



Part No. 1000000000
 Description: [Illegible]
 Qty: 1
 Unit: EA
 [Additional illegible text]



Part No. 1000000000
 Description: [Illegible]
 Qty: 1
 Unit: EA
 [Additional illegible text]



Part No. 1000000000
 Description: [Illegible]
 Qty: 1
 Unit: EA
 [Additional illegible text]



Part No. 1000000000
 Description: [Illegible]
 Qty: 1
 Unit: EA
 [Additional illegible text]

POPULAR FASTENERS



Part No. 1000000000
 Description: [Illegible]
 Qty: 1
 Unit: EA
 [Additional illegible text]



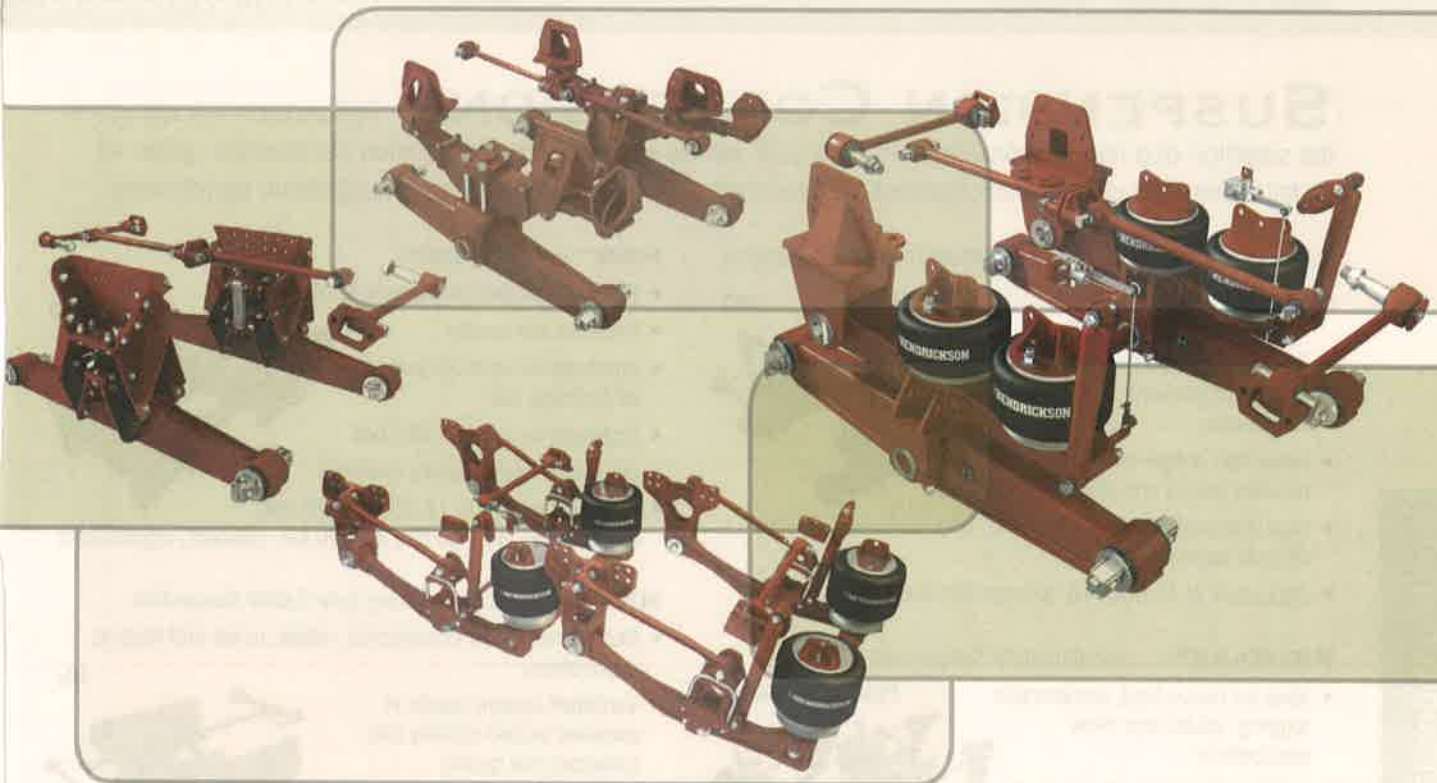
Part No. 1000000000
 Description: [Illegible]
 Qty: 1
 Unit: EA
 [Additional illegible text]



Part No. 1000000000
 Description: [Illegible]
 Qty: 1
 Unit: EA
 [Additional illegible text]



Part No. 1000000000
 Description: [Illegible]
 Qty: 1
 Unit: EA
 [Additional illegible text]



Suspension Conversions


20	TRUCK SUSPENSION SYSTEMS AR2™ PRIMAAX® HAULMAAX® HAS™ Series HN® Series RT™/RTE™ Series
21	SPECIFICATION AND ORDER PROCESS
22	SUSPENSION PERFORMANCE RATING Rating Scale
22	HENDRICKSON GUIDELINES Rubber or Bronze Center Bushing Applications

SUSPENSION CONVERSIONS

Hendrickson will aid you in the selection of a rear suspension kit to meet your vehicle requirements. Suspension conversions, glider kit installations, and custom truck applications are made simple with Hendrickson's suspension conversions.

AR2™ — Original Equipment or Retrofit Truck Air Suspension

- Applications include dump, crane/boom, and platform
- Converts most RT™/RTE™ steel spring suspensions to an air suspension
- Better ride, longer component life, reduced weight and improved durability
- High articulation capabilities for on and off road applications
- Capacities of 40,000, 46,000 and 52,000 lbs.



PRIMAAX® — Vocational Air Suspension

- Ideal for heavy-haul, construction, logging, refuse and mixer applications
- Axle connection and torque rods help reduce torsional axle stress and driveline vibration
- Large-volume, low frequency air springs provide a smooth ride for on and off road uses
- Up to 12.5 in. diagonal wheel articulation for superior mobility
- Capacities of 23,000 and 26,000 lbs. (single), 46,000 and 52,000 lbs. (tandem), 69,000 and 78,000 lbs. (tridem)



HAULMAAX® — Heavy-duty Rubber Suspension

- Applications include construction, refuse, mixer and logging
- Lightweight vocational tandem suspension
- Reduces maintenance with fewer bushings and no lubrication requirements
- VariRate® spring system provides superior combination of empty ride and loaded stability
- Up to 17 in. of diagonal articulation for greater off road mobility
- Capacities of 40,000 and 46,000 lbs.



HAS™ — Air Suspension

- Suited for on and off-highway applications
- Excellent ride quality
- Approved for up to 25 percent off-highway use
- Approved for use with lift axles
- Optional inboard shocks available
- Approved for use in 12,000 and 23,000 lbs. (single), 40,000 and 46,000 lbs. (tandem) applications



HN® SERIES — Heavy-duty Rubber Suspension

- Recommended for construction, refuse, mixer and logging applications
- VariRate® system results in excellent loaded stability and unloaded ride quality
- Up to 17 in. of diagonal articulation contributes to outstanding traction
- Reduced maintenance with fewer bushings and no lubrication requirements
- Capacities of 40,000, 46,000 and 52,000 lbs.



RT™/RTE™ SERIES — Walking beam Suspension

- Well suited for dump, refuse, mixer and military applications
- RT Series engineered with low maintenance bushings and spring assemblies
- RTE Series features extended leaf spring for improved unloaded ride and loaded stability
- RT capacities up to 65,000 lbs. and RTE capacities up to 50,000 lbs.



SUSPENSION CAPACITIES RANGE FROM:

- 34,000 lbs. to 120,000 lbs. on walking beam suspensions
- 12,000 lbs. (single axle) to 52,000 lbs. (tandem axle) 78,000 lbs. (tridem axle) on air suspensions
- Inquire about additional capacities

WALKING BEAM SUSPENSION KITS INCLUDE:*

- Beams at standard axle spacing lengths as supplied to OEM's
- Standard frame mounting brackets as supplied to OEM's
- Standard ride heights

- All suspension components less axle beam hangers and torque rod axle brackets
- ULTRA ROD® torque/ transverse rods with frame brackets, if applicable

NOTE:

* Axle beam hanger and torque rod axle brackets are to be supplied by the respective axle manufacturer

INQUIRE ABOUT:

- Optional capacities, ride heights and axle spacings
- Air suspension conversion and a list of required modifications

AR2™ SPRING AIR

Suspension weight is reduced through innovative design, higher strength materials and advanced manufacturing methods for greater payloads and improved durability. AR2™ delivers the reliability and quality you've come to expect from Hendrickson — the leader in suspension technology and the experts in walking beams.

TRANSVERSE TORQUE RODS
Heavy-duty transverse rods ensure maximum lateral axle control and straight line suspension stability.

LIGHTWEIGHT FRAME HANGER
Controls acceleration, braking, and vertical forces for longer hanger and bushing life.

TRAILING ARM/ SADDLE ASSEMBLY
Replaces spring/saddle assembly of existing RT/RTE suspensions. The heavy-duty trailing arm/saddle assembly provides lighter weight, good articulation and optimal ground clearance.

LARGE VOLUME AIR SPRINGS
Rolling lobe design provides variable spring rates to deliver superior ride quality.

LONGITUDINAL TORQUE RODS
Engineered to optimize resistance to axle wind-up during acceleration and braking.

HEIGHT CONTROL VALVE
Zero delay operation with minimum dead band helps maintain constant ride height.

HEAVY-DUTY SHOCK ABSORBERS
Standard for optimal ride and cargo / body protection.

CROSS TUBE
Made from rigid steel to deliver lateral suspension support and enhanced stability.

BAR PIN RUBBER END BUSHING
Provides longer bushing life and adds axle alignment capability. Three-piece adapter-beam end connection also available.

EQUALIZING BEAM/WALKING BEAM
AR2 is compatible with most Hendrickson RT/RTE walking beams. If required, robust lightweight fabricated beams are available separately.

Hendrickson beams are highly engineered for efficiency and extensively tested for durability.

Suspension Conversions

U.S. Patents Granted. Foreign Patents Granted and Pending.

SPECIFICATION AND ORDER PROCESS

SPECIFICATION PROCESS

Call Hendrickson Truck Sales Engineering at 630.910.2800 to obtain a Suspension Application form (available online at www.hendrickson-intl.com).

Fill out and fax the fully completed Suspension Application form to Hendrickson Sales Engineering at 630.910.2097.

Hendrickson develops a Suspension Kit "Bill of Material" and delivers this information to you for the ordering process.

ORDER PROCESS

Contact your local truck dealer or authorized Hendrickson distributor with the bill of material part number provided.

Delivery of suspension kit will typically be within 3 – 4 weeks.

FOB Hendrickson Kendallville, Indiana.

Visit our web site for more information on Hendrickson products www.hendrickson-intl.com.

SUSPENSION PERFORMANCE RATING*

	AR2	PRIMAAX	HAULMAAX	HAS	HN	RT	RTE
Ride Quality— Loaded	9	10	8	10	8	7	7
Ride Quality—Unloaded	9	10	8	10	8	5	7
Mobility/Articulation	9	8	10	5	10	9	9
Stability Off-Highway	5	8	8	6	8	7	7
Durability	8	8	9	5	8	10	10

RATING SCALE

Ride Quality — describes how well the suspension absorbs road shock as the truck encounters bumps, potholes, and other road irregularities.

Mobility/Articulation — describes how well the suspension provides traction and maneuverability, especially the ability to maneuver over obstacles and avoid getting stuck.

Stability Off-Highway — describes how well the suspension resists vehicle leaning in lower speed operations on job sites, particularly during loading and unloading.

Durability — describes the ability of a suspension to withstand rigorous operation over the life of the vehicle.

9-10 Minimal bounce, fore/aft, and lateral movement
 7-8 Some bounce, fore/aft, and lateral movement
 4-6 Considerable bounce, fore/aft, and lateral movement

9-10 Loaded cross articulation is greater than 12"
 7-8 Loaded cross articulation is 8"-12"
 5 Loaded cross articulation is 7"

9-10 Comfortable to dump gravel or maneuver across steep grade
 7-8 Comfortable to dump or maneuver across moderate grade.
 5-6 Comfortable to dump or maneuver across level ground or shallow grade

9-10 Designed for more than 50% off-highway operation fully loaded
 7-8 Designed for 30-50% off-highway operation, fully loaded
 4-6 Designed for 15-30% off-highway operation

* These ratings are intended for reference and comparison purposes only, and are not based on actual measurements. Actual product performance may vary depending upon vehicle configuration, operation, service and other factors.

HENDRICKSON GUIDELINES

Rubber or Bronze Center Bushing Applications (applicable to AR2, RT and RTE suspensions).

The use of rubber or bronze center bushings is dependent on a variety of factors dictated by the operating conditions and geographic location of the vehicle. These factors can best be determined by the prior experience of the operator. Our general guidelines are to be used for 34,000 lbs. to 52,000 lbs. capacity suspension applications in which such prior operator experience is limited.

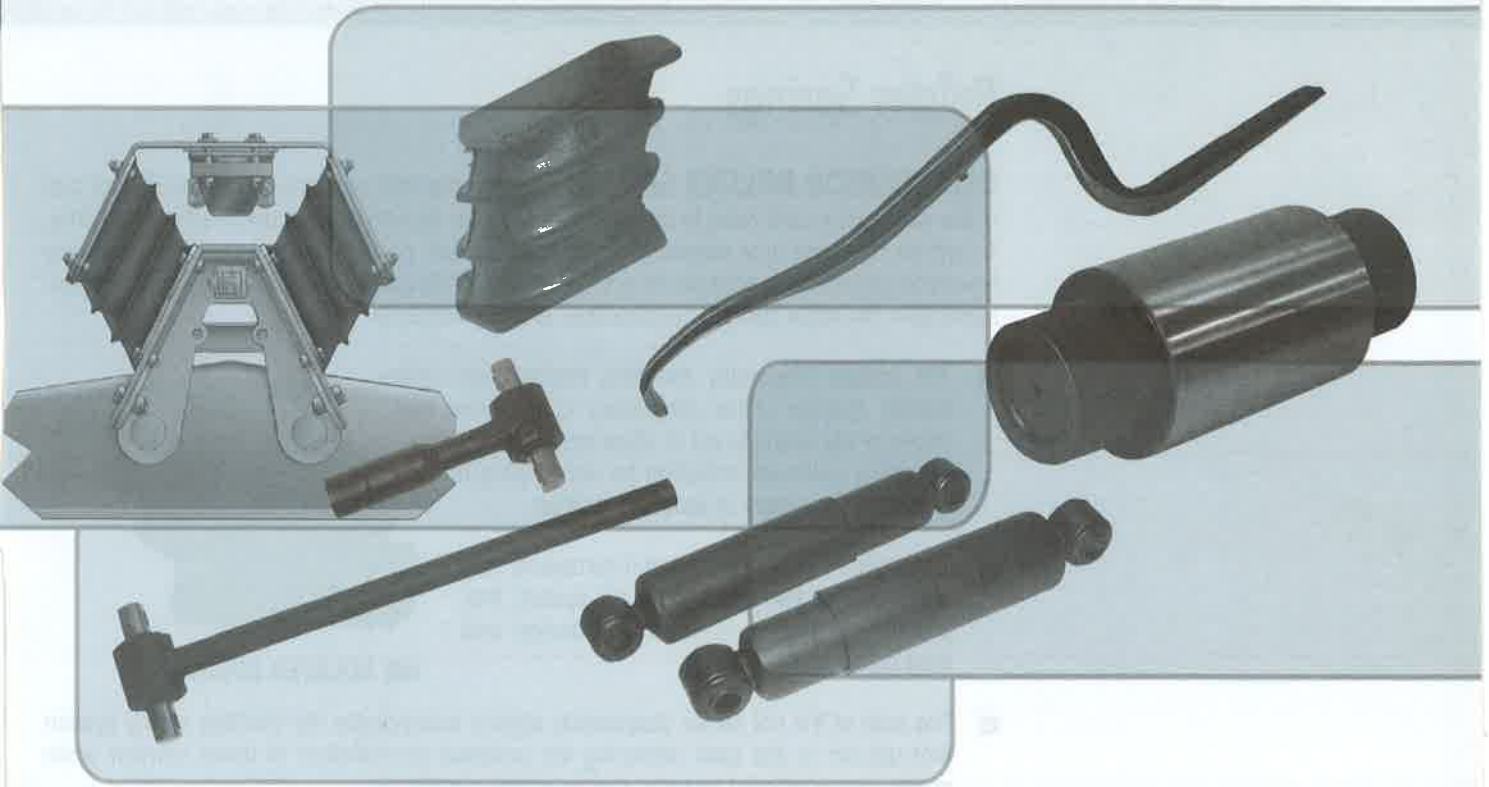
- A. 34,000 lbs. Rubber 06664-000 — This the standard 34K bushing offered by Hendrickson. It is our most economical bushing, requiring no maintenance and providing satisfactory life for a variety of applications.
- B. 34,000 lbs. Bronze 30240-001 — This bushing can provide extended service life for tight cornering conditions. Proper preventive maintenance is required. Do not use transverse rods.

- C. 40,000 lbs. Rubber 49400-000 — This High Confinement Bushing is the standard 40K bushing offered by Hendrickson, providing excellent service life for a variety of applications without required maintenance.
- D. 46,000–52,000 lbs. Rubber 29483-005 — This bushing is designed specifically to stand up to higher capacities and severe service where maintenance is not performed at regular intervals. This bushing requires the use of transverse rods.
- E. 40,000-52,000 lbs. Bronze 30240-002 — This is the standard release bushing offered by Hendrickson, providing long service life in severe applications. Requires routine lubrication. Do not use transverse rods.

CAPACITY		ON-HWY	LOGGER	DUMP	TRANSIT MIXER	REFUSE PACKER	OFF-HWY
34,000 lbs.	Standard	A	A	A	B ²	B ²	B ²
	Optional	B ²	B ²	B ²	A ¹	A ¹	A ¹
40,000 lbs.	Standard	C	C	C	E ²	E ²	E ²
	Optional	E ²	E ²	E ²	C ¹	C ¹	C ¹
46,000–52,000 lbs.	Standard	E ²	E ²	E ²	E ²	E ²	E ²
	Optional	D ¹	D ¹	D ¹	D ¹		

¹ Transverse rods are mandatory with this option.

² Does not use transverse rods.



Product Profiles

	HN® BOLSTER SPRINGS
24	Hendrickson Bolster Springs
	MAIN SUPPORT MEMBERS
26	Hendrickson Main Support Members
	CENTER BUSHINGS
27	Hendrickson Center Bushings
27	High Confinement Center Bushings
27	Bronze Center Bushings
27	Fully Bonded Center Bushings
	ULTRA ROD® PLUS™
28	Hendrickson ULTRA ROD PLUS
	AIR SPRINGS
29	Hendrickson Air Springs
	SHOCK ABSORBERS
30	Hendrickson Shock Absorbers
30	Hi-Torque Shock Absorbers

Bolster Springs


HENDRICKSON BOLSTER SPRINGS used on the HN® suspension are an integral part of the suspension and need to be inspected regularly to help prevent unexpected downtime. To ensure high-end user satisfaction and peak system performance, Hendrickson supplies the same genuine components for service requirements as installed on the original suspensions with the same design, construction, and performance.

- The unique diagonally mounted Hendrickson rubber bolster springs utilize proprietary compounds that allow for the spring to act in shear and compression providing optimum deflection for outstanding ride quality in the empty or loaded condition.
- The design and placement of intermediate rate plates create the VariRate spring system that produces a high suspension articulation and load carrying capacity.
- The core of the HN Series suspension system incorporates the VariRate spring system that adjusts to the load—delivering the preferred combination of driver comfort while empty and additional stability during loaded conditions.
- As payload increases, the bolster springs continue to compress until the auxiliary springs engage. This produces a secondary system stiffness that provides extra ride stability under loaded conditions.
- Hendrickson bolster springs also absorb vertical road inputs and fore/aft shock to deliver superior driver comfort and handling.



HN BOLSTER SPRING

UNLOADED



LOADED



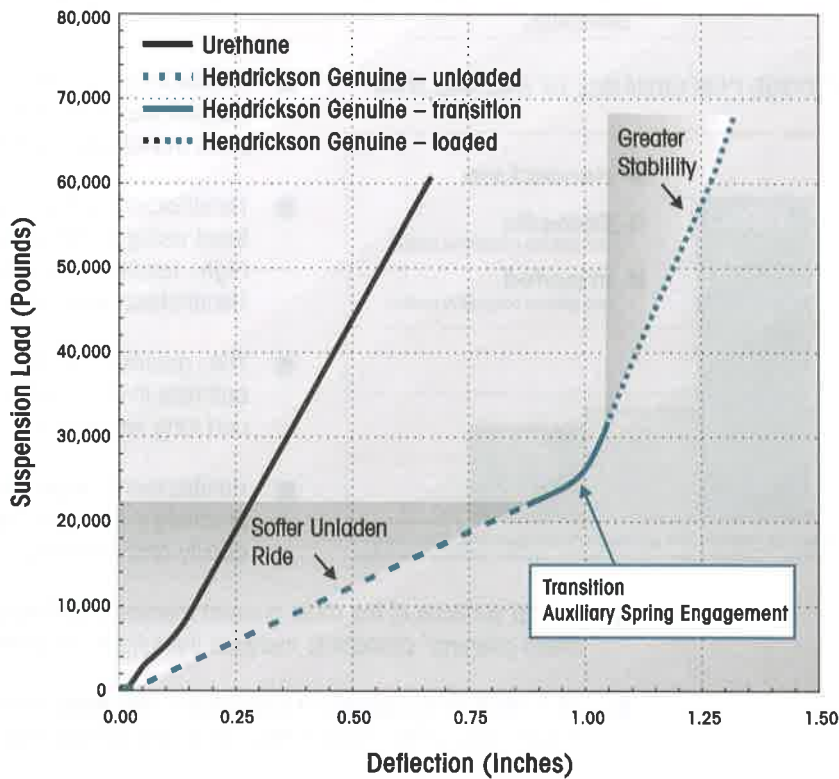
SHEAR AND COMPRESSION

The shear component enables high suspension articulation and a lower unladen suspension spring rate. The compression component allows the suspension to carry heavy loads. Hendrickson offers the only bolster spring providing these benefits and enabling HN suspensions to operate and perform as designed.

For optimum performance, HN suspensions require a soft spring rate when unloaded and a stiff spring rate when loaded. Typical Urethane bolster springs exhibit stiffer unloaded ride characteristics which degrade ride quality and can create additional load forces reducing the life of other suspension components. Hendrickson does not authorize the use of Urethane bolster spring in HN suspension applications.

Bolster springs should always be replaced with Hendrickson Genuine bolster springs and in pairs per beam. See details in the Hendrickson technical publication no. 17730-227 (HN). Look for more information on the HN and other Hendrickson products online at www.hendrickson-intl.com.

HN Bolster Spring System Stiffness Hendrickson Genuine vs Urethane



Above chart based on Hendrickson test results.

Product Profiles

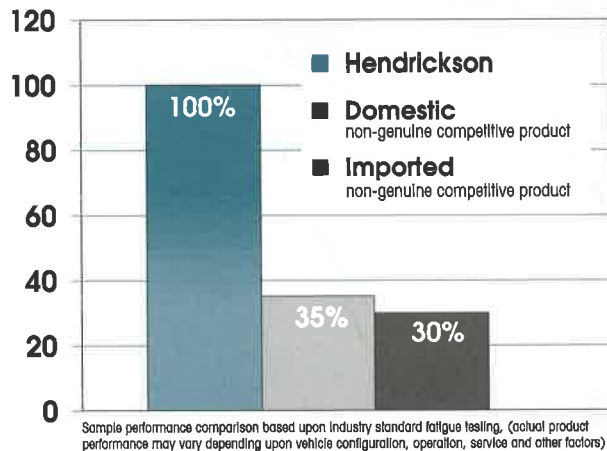
Main Support Members

HENDRICKSON MAIN SUPPORT MEMBERS also called "Z" springs or "Z" bars — are an integral part of the suspension and need to be inspected regularly to prevent unexpected downtime. As the industry spring leader, Hendrickson North America's leading research and development facility dedicated to development and production of suspension springs.



To help ensure high-end user satisfaction and peak system performance, Hendrickson supplies the same genuine springs for service requirements as were installed in original Hendrickson suspensions — with the same design, construction, performance, and durability.

FATIGUE PERFORMANCE OF HAS 460 MSM



- Hendrickson is the leading manufacturer of main support members in the world, supplying to major OE truck manufacturers throughout North America.
- Hendrickson's main support members are manufactured using a unique, top quality, fine-grain alloy with high tensile strength, developed specifically by Hendrickson engineers and steel manufacturers.
- The qualities of the alloy enable Hendrickson to optimize the balance between roll stiffness, ride quality and long service life.
- Hendrickson's main support members go through a proprietary five-zone heat-treat process, for enhanced quality and durability.
- Critical surfaces of the main support members go through a proprietary "high intensity, stress-peening" process to increase the fatigue life of the spring.
- As a result of this advanced technology, Hendrickson's main support members continue to pass rigid OEM requirements, providing reliable and consistent performance.

Center Bushings

HENDRICKSON CENTER BUSHING service life will vary greatly, relative to the severity of the application. Therefore, Hendrickson offers a complete line of genuine center bushings, each designed for a specific application to maximize system performance and meet user expectations. To ensure high-end user satisfaction and peak system performance, Hendrickson supplies the same genuine components for service requirements as were installed in the original suspensions — with the same design, construction, performance and durability.

HIGH CONFINEMENT CENTER BUSHING

- The high confinement center bushing is standard on all 40,000 pound capacity rated Hendrickson walking beam suspensions with rubber bushings.
- It has a higher resistance to axle walkout for a longer period of time due to the confinement of the rubber.
- This bushing is also available with a loose plug for ease of cross tube installation.
- When used in conjunction with transverse rods, the high confinement center bushing can be specified in walking beam suspensions with up to a 46,000 pound capacity rating.



BRONZE CENTER BUSHINGS

- The bronze center bushing is standard on Hendrickson's 46,000 pound and 52,000 pound capacity walking beam suspensions.
- It is primarily used in the most severe applications, such as high-capacity suspensions that encounter extremely tight turns under heavy loads.
- This bushing requires that recommended maintenance procedures be performed to promote extended service life and performance.
- Bronze center bushings should not be used with transverse torque rods and must not be used in aluminum beams.




FULLY BONDED CENTER BUSHINGS

- Hendrickson's fully bonded center bushing provides the extra strength and durability necessary to routinely handle heavy loads.
- It is designed for high capacity suspensions rated to 52,000 pound capacities, where low maintenance and low tire wear are valued benefits.
- Transverse rods are mandatory with this bushing.



ULTRA ROD® PLUS™

HENDRICKSON ULTRA ROD® PLUS™ — The “Plus” in ULTRA ROD PLUS stands for added versatility. This two-piece torque rod only requires two part numbers, a tube and 30" spacer, both with empty end hubs for expanded adaptability. Torque rods are an integral part of the suspension and service life will vary greatly, relative to the severity of the application. Therefore, torque rods need to be inspected regularly to prevent unexpected downtime.



Spacer End
Part No. 64474-000

Tube End
Part No. 64473-000

To ensure high-end user satisfaction and peak system performance, Hendrickson employs the same rigid testing requirements, design criteria, and performance and durability metrics on aftermarket components as used with all genuine components installed in original Hendrickson suspensions.

- Hendrickson ULTRA ROD PLUS torque rods are an excellent replacement option for both vocational and on-highway applications.
- Both the tube and spacer ends are made out of a one-piece forging, eliminating the standard end-hub assembly weld allowing for greater structural integrity.
- The ULTRA ROD PLUS has empty end-hubs allowing the use of any cartridge configuration your customer needs from your existing Hendrickson torque rod cartridge inventory.
- The two-piece design requires stocking only two part numbers, eliminating multiple torque rod inventory to help manage fewer parts numbers and increase inventory turns.
- The ULTRA ROD PLUS 30" spacer end provides the ability to make any length torque rod desired — just measure, cut, and weld.
- ULTRA ROD PLUS compliments the original Hendrickson two-piece ULTRA ROD assembly offering by providing customers and end users with a choice: eliminate the bushing step by utilizing the original ULTRA ROD assembly, or have added versatility with ULTRA ROD PLUS.

Air Springs

HENDRICKSON AIR SPRINGS are an integral part of the suspension, and need to be inspected regularly to ensure optimum vehicle ride quality and handling. Replacing Hendrickson air springs with unauthorized replacement springs can alter the performance of the suspension.

To ensure high-end user satisfaction and peak system performance, Hendrickson supplies the same genuine components for service requirements as were installed in the original suspensions — with the same design, construction, performance and durability.

- Hendrickson air springs are designed and tuned specifically for the intended application.
- Hendrickson air springs have piston and internal bump stop designs that are specifically engineered to maximize air volume for low natural frequency to optimize ride and performance. Variations in internal bumpers and flex member bias can affect how much weight is carried by a given amount of air, therefore tandem axles could weigh out differently if a non-genuine air spring is used.
- Hendrickson air spring bellows have all gone through a design and testing process that results in greater extended and collapsed performance.
- Genuine Hendrickson air springs can easily be identified by the Hendrickson name and logo on each air spring.



Shock Absorbers

HENDRICKSON SHOCK ABSORBERS are an integral part of the suspension, and need to be inspected regularly to ensure optimum vehicle ride quality and handling. The use of air ride suspensions is increasing on tractors, trucks, and trailers, causing a surge in the replacement market for shock absorbers. Replacing Hendrickson shocks with unauthorized replacement can alter the performance of the suspension.

To ensure high-end user satisfaction and peak system performance, Hendrickson supplies the same genuine components for service requirements as were installed in the original suspensions – with the same design, construction, performance and durability.

- Hendrickson shock absorbers are designed and tuned for optimum ride with specific strokes, damping characteristics, seal designs, and bore diameters to enhance the performance of your suspension system. This contributes to increased steering control, improved braking, greater sensitivity, and better overall performance.




- A shock replaced with a non-genuine alternative, can have too long or too short of a stroke than required by the suspension and can lead to expensive repairs. Too long of a stroke may allow over extension of the air springs or increase fatigue on parabolic springs. Alternatively, too short of a stroke can damage mounting brackets.
- Genuine Hendrickson shock absorbers can easily be identified by the stamped Hendrickson name, logo, and part number on the dust shield or cylinder.

HI-TORQUE™ SHOCK ABSORBERS

- These heavy-duty shock absorbers are available for use on Hendrickson's HAS air suspension for vehicles with high torque engines. They incorporate a patented rebound spring which limits rapid shock extension during acceleration. They control torque-induced frame rise and help to reduce driveline vibration. HI-TORQUE shocks provide increased carrying capacity and longer life, and they function as traditional shock absorbers to deliver a smooth, high-quality ride.
- Replacing a HI-TORQUE shock with a non HI-TORQUE shock, will cause premature wear and have adverse effects on all other driveline and suspension components.





Selection Guides

ULTRA ROD® TORQUE RODS AND REPLACEMENT BUSHINGS

- 32 ULTRA ROD® PLUS™ Bushings
- 33 Two-Piece Torque Rod Measurement
- 34 Two-Piece Torque Rods
- 38 One-Piece Torque Rods
- 42 Torque Rod Bushings
- 44 Torque Rod Straddle Mount Frame Brackets
- 45 Transverse Rod Guidelines

EQUALIZING BEAM & COMPONENTS

- 46 Introduction
- 47 Bar Pin Beam End Bushings
- 50 Adapter Style Beam End Bushings
- 55 Heavy Duty Beam and Bushings

RT™/RTE™ SPRING HANGER

- 56 Introduction
- 57 #1 Spring Hanger
- 60 #2 Spring Hanger
- 64 #3 Spring Hanger

RS™ FRAME HANGER

- 66 Introduction
- 68 Vehicles Built in 1990 to Present
- 69 Vehicles Built in 1990 to 1996
- 71 Vehicles Built in 1983 to 1990
- 73 Vehicles Built Before 1983
- 76 Heavy Duty

SLIPPER PAD

- 77 HAS™
- 78 HA™

HENDRICKSON ULTRA ROD® PLUS™

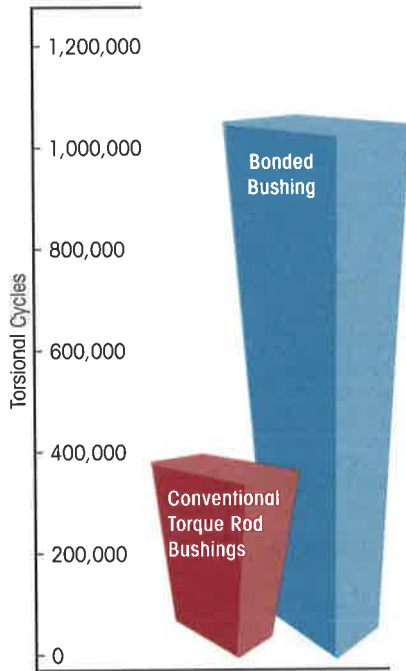
TORQUE ROD BONDED BUSHING PROVIDES LONGER LIFE

Bonding makes a better bushing. Hendrickson's bonded bushings utilize specialized chemical reactions during the in-mold curing process to physically bond the inner metal to the rubber. Bonding the rubber to the inner metal extends the bushing's service life by eliminating the detrimental effects caused by rubber-to-metal slip exhibited in conventional bushing construction. Rebushing a torque rod with a bonded bushing is simple — clean and inspect hub, lubricate rubber and hub inner diameter, press and center rubber bushing into hub.

ULTRA ROD® PLUS™ Torque Rod Bushings

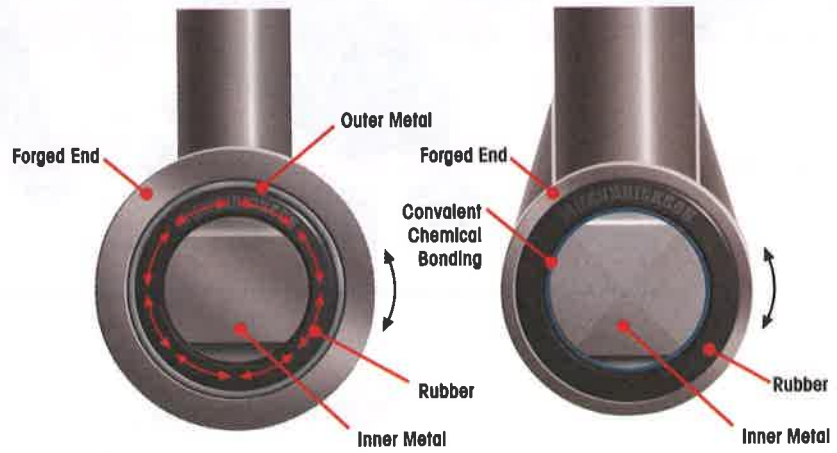


Torque Rod Bushing Fatigue Life Test



Laboratory tests* prove that the new Hendrickson ULTRA ROD® PLUS™ torque rod bonded bushing lasts longer than conventional torque rod cartridge bushings.


Use Hendrickson's improved technology and experience the bonded bushing difference.



CONVENTIONAL BUSHING

Hendrickson's bonded bushing molecularly bonds the rubber bushing to a metal shaft creating a stronger more robust bushing.

BONDED BUSHINGS



* Bushings tested for end hubs 2.75" ID x 2.2" Wide

Torsional Cycles-to-Failure is the total number of torsional fatigue cycles imparted to a bushing specimen at the point of significant performance degradation. Torsional cycles-to-failure is a relative fatigue performance measure that can be used to compare the performance of similar bushings

The above data is based upon internal testing. Actual product performance may vary depending upon torque rod, suspension, vehicle types, configurations, operation, service and other factors.

Selection Guides

How to Measure Two-piece Torque Rods



TO ENSURE PROPER measurement for torque rod replacement, check for the following:

- If the torque rod being replaced **IS** an ULTRA ROD, measure center of end hub to center of end hub of the old torque rod. Make the new torque rod the same length.
- If the old torque rod **IS NOT** an ULTRA ROD, it is important to verify how the torque rod is mounted and then measure as shown in Figures A, B, and C.

TAPER PIN TO STRADDLE PIN MOUNT

Measure center to center of old torque rod and add $\frac{1}{16}$ " to make new torque rod.

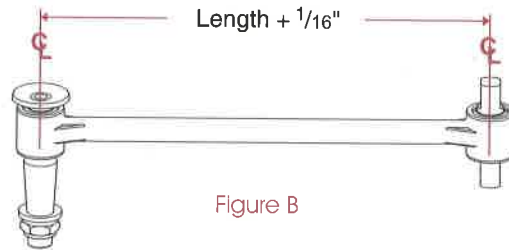


Figure B

OUTSIDE MOUNT

Measure center to center of old torque rod. Make the new torque rod the same length.

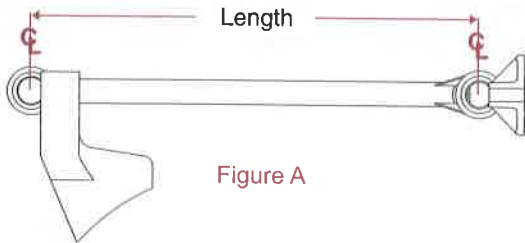


Figure A

INSIDE TO INSIDE MOUNT

Measure from the center of old torque rod and add $\frac{1}{8}$ " to make new torque rod.

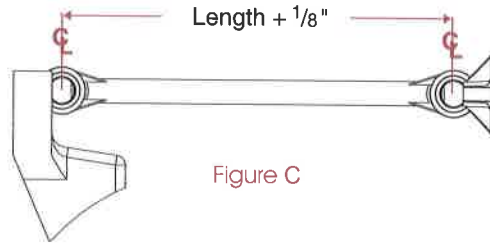
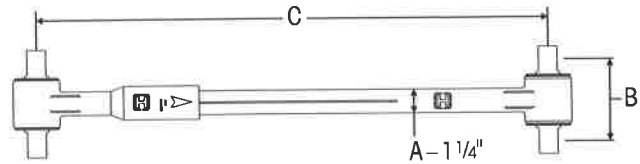


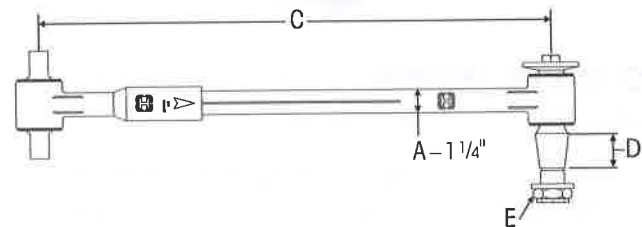
Figure C

ULTRA ROD® Two-piece Torque Rods

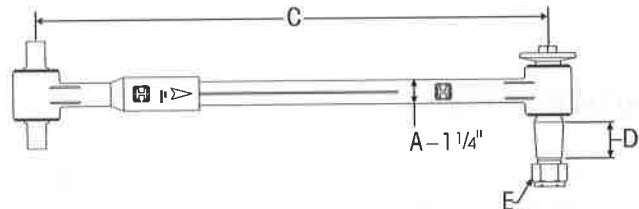
The old torque rod part numbers were in effect until 1999, at that time, Hendrickson redesigned the torque rod to incorporate the bonded bushing technology, creating current torque rod part numbers that supercede the old part numbers.



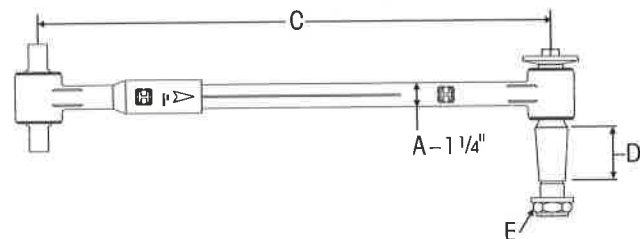
SPACER END		"B" MTG. CNTRS	"C" LENGTH	REPLACEMENT BUSHING & HOLE DIA.	
CURRENT END	OLD END				
66661-000H	46661-000	4 3/8"	27"	47691-000H	5/8"
66768-000H	56768-000	5 1/16"	27"	66734-000H	3/4"
67047-000H	57047-000	4 3/8"	27"	69210-000H	3/4"
67048-000H	57048-000	4 3/8"	27"	67746-000H	7/8"
66660-000H	46660-000	4 3/8"	35"	47691-000H	5/8"
67046-000H	57046-000	4 3/8"	35"	69210-000H	3/4"



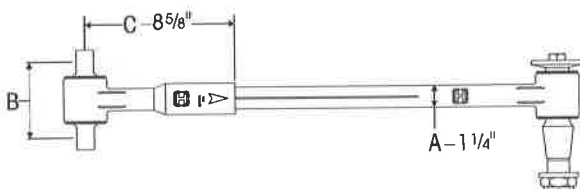
SPACER END		"D" X "E" THRD TAPER	"C" LENGTH	REPLACEMENT BUSHING
CURRENT END	OLD END			
66691-000H	46691-000	1 7/8" X 1 1/4"	27"	66735-000H
66690-000H	46690-000	1 7/8" X 1 1/4"	35"	66735-000H



SPACER END		"D" X "E" THRD TAPER	"C" LENGTH	REPLACEMENT BUSHING
CURRENT END	OLD END			
66671-000H	46671-000	2" X 1 1/8"	27"	64809-000H
66670-000H	46670-000	2" X 1 1/8"	35"	64809-000H

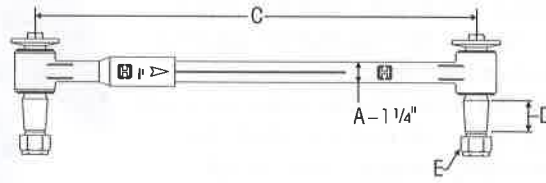
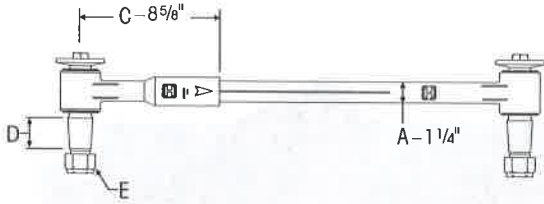


SPACER END		"D" X "E" THRD TAPER	"C" LENGTH	REPLACEMENT BUSHING
CURRENT END	OLD END			
66681-000H	46681-000	3" X 1 1/4"	27"	64697-000H
66680-000H	46680-000	3" X 1 1/4"	35"	64697-000H



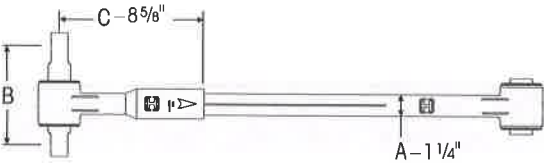
TUBE END		"B" MTG. CNTRS	REPLACEMENT BUSHING & HOLE DIA.	
CURRENT END	OLD END			
66610-000H	46610-000	4 3/8"	47691-000H	5/8"
66766-000H	56766-000	4 3/8"	67746-000H	7/8"
66767-000H	56767-000	4 3/8"	69210-000H	3/4"

ULTRA ROD TWO-PIECE TORQUE RODS

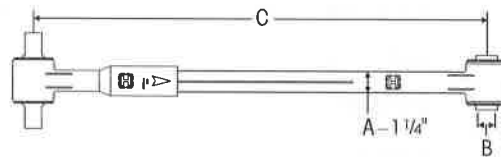
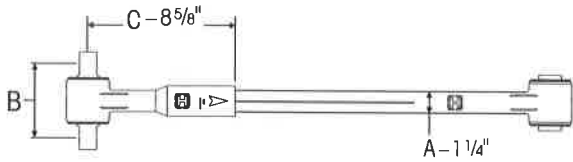


TUBE END		"D" X "E" THRD	REPLACEMENT BUSHING
CURRENT END	OLD END	TAPER	
66620-000H	46620-000	2" X 1 1/8"	64809-000H
66769-000H	56769-000	1 7/8" X 1 1/4"	66735-000H
66630-000H	46630-000	3" X 1 1/4"	64697-000H

SPACER END		"D" X "E" THRD	"C" LENGTH	REPLACEMENT BUSHING
CURRENT END	OLD END	TAPER		
66671-000H	46671-000	2" X 1 1/8"	27"	64809-000H
66670-000H	46670-000	2" X 1 1/8"	35"	64809-000H
66681-000H	46681-000	3" X 1 1/4"	24"	64697-000H
66680-000H	46680-000	3" X 1 1/4"	35"	64697-000H

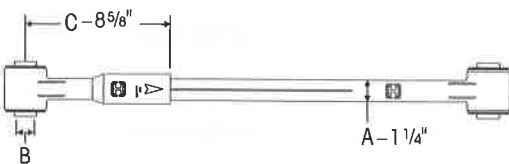


TUBE END		"B" MTG. CNTRS	REPLACEMENT BUSHING & HOLE DIA.	
CURRENT END	OLD END			
66640-000H	46640-000	5 11/16"	66734-000H	3/4"



TUBE END		"B" MTG. CNTRS	REPLACEMENT BUSHING & HOLE DIA.	
CURRENT END	OLD END			
66610-000H	46610-000	4 3/8"	47691-000	5/8"

SPACER END		"B" DIA.	"C" LENGTH	REPLACEMENT BUSHING
CURRENT END	OLD END			
66701-000H	46701-000	1 1/8"	27"	65477-000H
66700-000H	46700-000	1 1/8"	35"	65477-000H



TUBE END		"B" DIA.	REPLACEMENT BUSHING & HOLE DIA.	
CURRENT END	OLD END			
66650-000H	46650-000	1 1/8"	65477-000H	1 1/8"

Two-Piece Torque Rods

Selection Guides

ULTRA ROD Two-piece Kits

Hendrickson ULTRA ROD two-piece torque rods are an excellent replacement option for one-piece torque rods for both the on-highway and vocational applications of most trucks up to 52,000 pound capacity. The two-piece design requires minimal part number stocking that will allow coverage of the multiple one-piece configurations providing for a full range of suspension applications. ULTRA RODS are designed for up to 27 inch centers for most applications and 35 inch for widespread tandem. Two-piece kits contain both the spacer and tube end in one convenient box. The chart below outlines the available kits and the different configurations. For dimension information of individual torque rod ends, please reference pages 35 and 36.



KIT NUMBER	TUBE END	SPACER END
60214-000	66610-000H	66671-000H
60215-000	66610-000H	66681-000H
60216-000	66620-000H	66671-000H
60217-000	66610-000H	66701-000H
60218-000	66610-000H	66661-000H
60219-000	66630-000H	66681-000H
60220-000	66610-000H	66691-000H
60221-000	66640-000H	66701-000H
60222-000	66650-000H	66701-000H
60223-000	66610-000H	66660-000H
60224-000	66610-000H	66680-000H
60225-000	66630-000H	66680-000H
60226-000	66610-000H	66670-000H
60227-000	66610-000H	66690-000H
60228-000	66640-000H	66700-000H
60229-000	66650-000H	66700-000H
60230-000	66767-000H	66681-000H
60231-000	66767-000H	66680-000H
60232-000	66767-000H	67047-000H
60233-000	66767-000H	67046-000H

ULTRA ROD® PLUS™ Two-piece Torque Rods

Hendrickson ULTRA ROD PLUS two-piece torque rods include all the benefits of the ULTRA ROD, but they also offer added versatility by featuring empty end hubs. Empty end hubs allow the use of any cartridge configuration from existing Hendrickson torque rod cartridge offering. The

two-piece design requires stocking only two part numbers, eliminating multiple torque rod inventory to help manage fewer part numbers and increase inventory turns. Reference the chart below to identify what Hendrickson torque rod cartridges can be used with ULTRA ROD PLUS.

ULTRA ROD PLUS Bonded Bushings



Bonded bushings have greater life expectancy and are interchangeable with most conventional Hendrickson bushings.

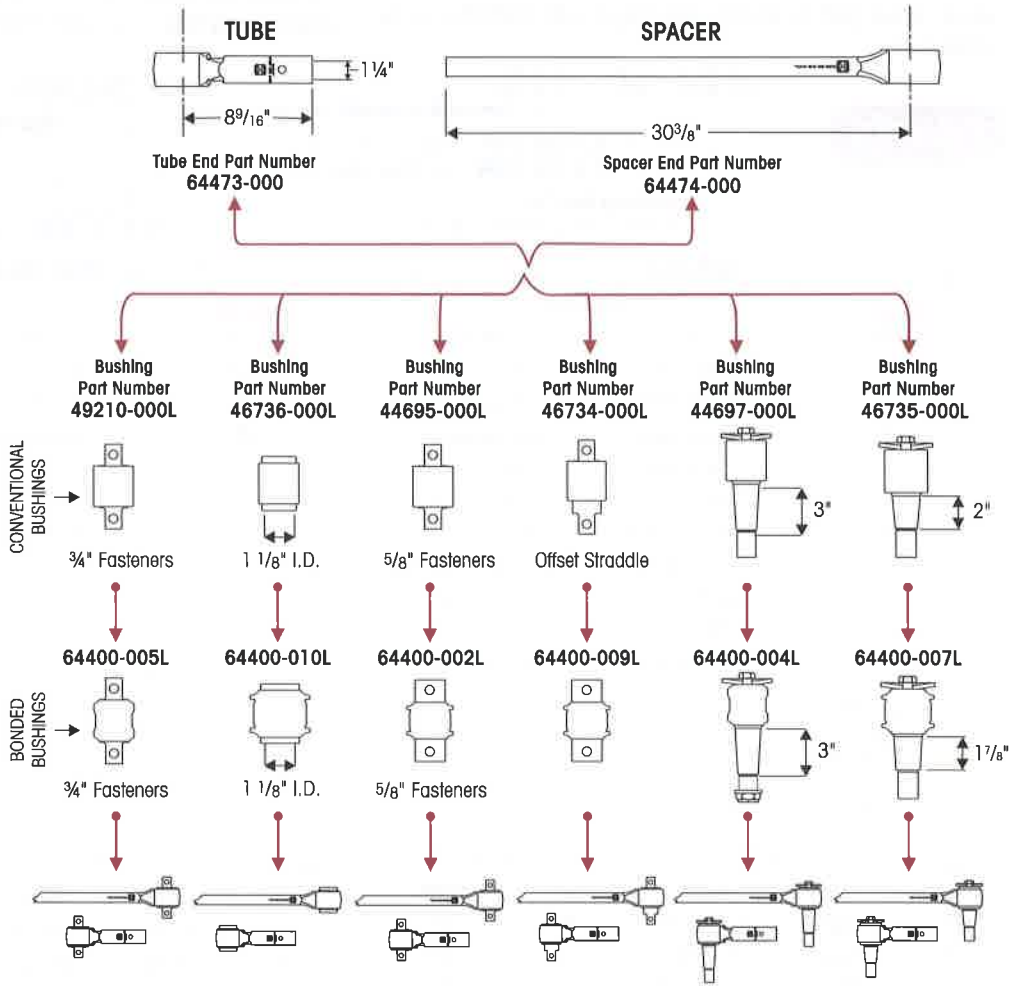
Rebushing a torque rod with a bonded bushing is now easier with the use of a new funnel tool.

Contact your authorized Hendrickson distributor to order the **funnel tool, Part No. 66086-000**



PROMOTIONAL KIT No. 34013-113

Includes **Eight Bonded Bushings** (Part No. 64400-002L) **One Funnel Tool** (Part No. 66086-000)



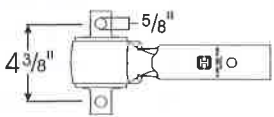
Two-Piece Torque Rods

Selection Guides

ULTRA ROD PLUS TWO-PIECE TORQUE RODS PRE-ASSEMBLED WITH BUSHINGS

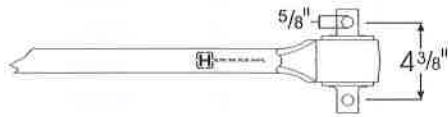
Hendrickson offers ULTRA ROD PLUS two-piece torque rod assemblies in the most popular configurations. ULTRA ROD PLUS assemblies utilize bonded bushings for greater life expectancy.

TUBE END

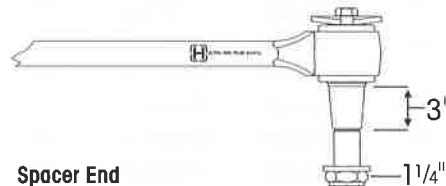


Tube End
w/Bonded Bushing (64400-002L)
Part No. **46610-001**
w/o Bushing Part No. **64473-000**

30" SPACER END



Spacer End
w/Bonded Bushing (64400-002L)
Part No. **46661-001**
w/o Bushing Part No. **64474-000**



Spacer End
w/Bonded Bushing (64400-004L)
Part No. **46681-001**
w/o Bushing Part No. **64474-000**

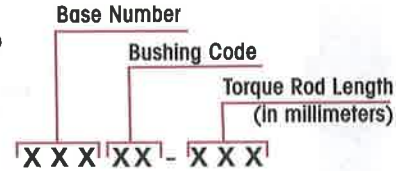
One-piece Torque Rod "SMART" Number Reference Information

Most Hendrickson one-piece torque rods follow a new "smart" number system. One-piece torque rods may have the same length and bushing configuration, but the torsional bushing position will differ creating a different part number.

Torque Rods that are included in the "smart" numbering system have part numbers that begin with 62XXX-XXX or 72XXX-XXX.

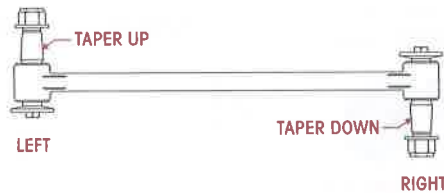

The first three (3) positions of the part number indicate bushing types and part numbers. The fourth and fifth position of the part number indicates the code for bushing angle. The three (3) numbers after the "dash" in the suffix indicate torque rod length, (center to center), in millimeters. See example below on how to read the torsional bushing position and torque rod part number.

EXAMPLE



BASE NUMBER	ULTRA ROD BUSHING	
	LEFT	RIGHT
620	47691-000	47691-000
621	68304-000H	68304-000H
622	47691-000	64809-000H
623	47691-000	64697-000H
624	64809-000H	64809-000H
625	64697-000H	64697-000H
626	69210-000H	64697-000H
627	69210-000H	69210-000H
628	47691-000	66735-000H
629	67746-000H	66735-000H

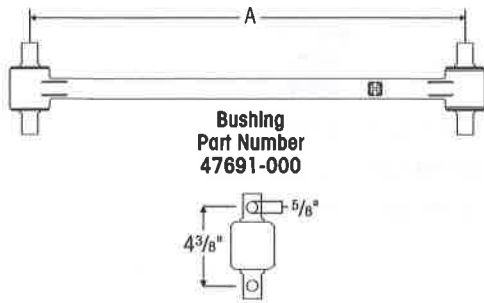
BASE NUMBER	ULTRA ROD PLUS BUSHING	
	LEFT	RIGHT
720	64400-002	64400-002
721	64400-003	64400-003
723	64400-002	64400-004
725	64400-004	64400-004
727	64400-005	64400-005
728	64400-003	64400-006



BUSHING CODE	BUSHING USED		ANGLE INSTALLED	
	LEFT	RIGHT	LEFT	RIGHT
00	Straddle	STRADDLE	0°	0°
01	Straddle	STRADDLE	0°	10°
02	Straddle	STRADDLE	10°	0°
03	Straddle	STRADDLE	0°	15°
04	Straddle	STRADDLE	0°	30°
05	Straddle	STRADDLE	20°	20°
06	Straddle	STRADDLE	10°	15°
07	Straddle	STRADDLE	10°	10°
08	Straddle	STRADDLE	7.5°	90°
09	Straddle	STRADDLE	15°	10°
10	Straddle	STRADDLE	1°	1°
11	Straddle	STRADDLE	5°	5°
12	Straddle	STRADDLE	9°	9°
13	Straddle	STRADDLE	20°	10°
14	Straddle	STRADDLE	7°	7°
15	Straddle	STRADDLE	4°	8°
16	Straddle	STRADDLE	9°	13°
17	Straddle	STRADDLE	3°	0°
18	Straddle	STRADDLE	4°	0°
19	Straddle	STRADDLE	5°	0°

BUSHING CODE	BUSHING USED		ANGLE INSTALLED	
	LEFT	RIGHT	LEFT	RIGHT
20	Straddle	Straddle	7°	0°
21	Straddle	Straddle	10°	5°
22	Straddle	Straddle	0°	50°
23	Straddle	Straddle	0°	4°
24	Straddle	Straddle	0°	5°
25	Straddle	Straddle	4°	10°
26	Straddle	Straddle	0°	35°
27	Straddle	Straddle	8°	5°
28	Straddle	Straddle	-5°	5°
29	Straddle	Straddle	20°	-10°
50	Straddle	Taper	0°	Taper Down
51	Straddle	Taper	2°	Taper Down
52	Straddle	Taper	5°	Taper Down
53	Straddle	Taper	16°	Taper Down
54	Straddle	Taper	11°	Taper Down
55	Straddle	Taper	-4°	Taper Down
56	Straddle	Taper	10°	Taper Down
98	Taper	Taper	Taper Up	Taper Down
99	Taper	Taper	Taper Down	Taper Down

One-piece Torque Rods



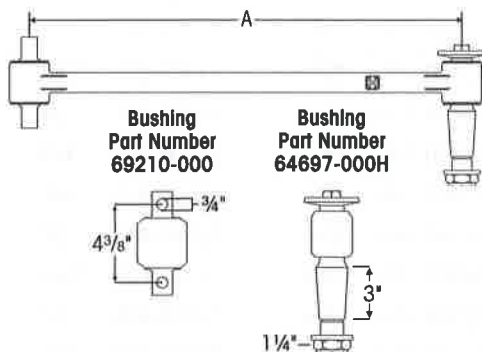
PART NO.	DIM. "A" INCH CONV.
49681-001	14 7/8"
62000-365	14 7/8"
62000-375	14 3/4"
62000-390	15 1/8"
62000-420	16 1/8"
62000-430	16 1/8"
62000-485	19 1/8"
62000-505	19"
62000-510	20 1/8"
62000-520	20 1/2"
62000-525	20 1 1/8"
62000-530	20 7/8"
62000-535	21 1/8"
62000-540	21 1/4"
62000-545	21 1/8"
62000-550	21 5/8"
62000-555	21 7/8"
62000-560	22 1/8"
62000-565	22 1/4"
62000-570	22 5/8"

PART NO.	DIM. "A" INCH CONV.
62000-575	22 5/8"
62000-580	22 13/16"
62000-590	23 1/4"
62000-595	23 3/8"
62000-600	23 5/8"
62000-605	23 13/16"
62000-610	24"
62000-615	24 3/8"
62000-620	24 7/8"
62000-630	24 13/16"
62000-635	25"
62000-640	25 5/8"
62000-645	25 7/8"
62000-650	25 5/8"
62000-660	26"
62000-665	26 3/8"
62000-670	26 7/8"
62000-675	26 5/8"
62000-700	27 5/8"
62000-705	27 3/4"

PART NO.	DIM. "A" INCH CONV.
62000-710	27 5/8"
62000-715	28 1/8"
62000-720	28 3/8"
62000-725	28 5/8"
62000-735	28 15/16"
62000-740	29 1/8"
62000-745	29 5/8"
62000-750	29 1/2"
62000-760	29 5/8"
62000-775	30 1/2"
62000-785	30 7/8"
62000-795	31 1/8"
62000-830	32 1/8"
62000-885	34 1/8"
62000-895	35 1/4"
62001-420	16 1/8"
62001-440	17 7/8"
62001-455	17 1/8"
62001-460	18 1/8"
62001-465	18 5/8"
62001-485	19 1/8"
62001-495	19 1/4"
62001-500	19 1 1/8"
62001-510	20 1/8"
62001-515	20 1/4"
62001-520	20 1/2"
62001-525	20 1 1/8"
62001-530	20 7/8"

PART NO.	DIM. "A" INCH CONV.
62001-535	21 1/8"
62001-540	21 1/4"
62001-545	21 1/8"
62001-550	21 5/8"
62001-555	21 7/8"
62001-560	22 1/8"
62001-565	22 1/4"
62001-570	22 5/8"
62001-575	22 5/8"
62001-580	22 13/16"
62001-585	23"
62001-590	23 1/4"
62001-595	23 3/8"
62001-605	23 13/16"
62001-610	24"
62001-615	24 3/8"
62001-620	24 7/8"
62001-625	24 5/8"
62001-630	24 13/16"
62001-635	25"
62001-640	25 1/8"
62001-645	25 5/8"
62001-650	25 5/8"
62001-655	25 13/16"
62001-660	26"
62001-665	26 3/8"
62001-670	26 7/8"
62001-675	26 5/8"

PART NO.	DIM. "A" INCH CONV.
62001-680	26 3/4"
62001-685	27"
62001-690	27 5/8"
62001-725	28 5/8"
62001-735	28 15/16"
62001-740	29 1/8"
62001-745	29 5/8"
62005-420	16 1/2"
62007-365	14 3/8"
62008-620	24 7/8"
62009-375	14 3/4"
62009-400	15 3/4"
62010-455	17 15/16"
62011-360	14 3/8"
62011-565	22 1/4"
62011-620	24 7/8"
62011-720	28 3/8"
62012-360	14 3/8"
62012-465	18 5/8"
62013-385	15 5/8"
62013-790	31 1/8"
62014-720	28 3/8"
62014-755	29 3/4"
62015-735	28 15/16"
62016-815	32 1/8"
62017-720	28 3/8"
62022-580	22 13/16"
62029-385	15 3/8"



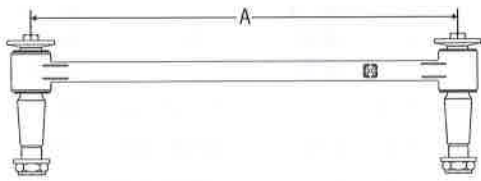
PART NO.	DIM. "A" INCH CONV.
62650-495	19 1/2"
62650-500	19 1 1/8"
62650-505	19 3/8"
62650-520	20 1/2"
62650-525	20 1 1/8"

PART NO.	DIM. "A" INCH CONV.
62650-535	21 1/8"
62650-605	23 13/16"
62650-610	24"
62650-615	24 3/8"

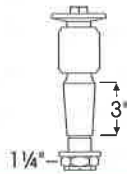
PART NO.	DIM. "A" INCH CONV.
62650-630	24 13/16"
62650-635	25"
62650-640	25 3/8"
62650-645	25 5/8"

One-Piece Torque Rods


Selection Guides



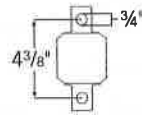
Bushing
Part Number
64697-000H



PART NO.	DIM. "A" INCH CONV.
62599-560	22 1/16"
62599-585	23"
62599-650	25 5/16"

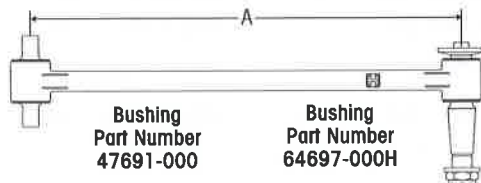


Bushing
Part Number
69210-000



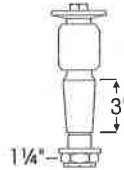
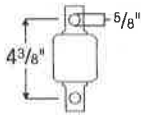
PART NO.	DIM. "A" INCH CONV.
62700-540	21 1/4"
62700-570	22 7/16"

PART NO.	DIM. "A" INCH CONV.
62700-610	24"
62700-620	24 7/16"



Bushing
Part Number
47691-000

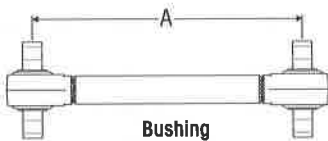
Bushing
Part Number
64697-000H



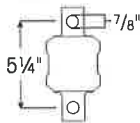
PART NO.	DIM. "A" INCH CONV.
62350-450	17 3/4"
62350-470	18 1/2"
62350-505	19 5/8"
62350-520	20 1/2"
62350-525	20 1/16"
62350-535	21 1/16"
62350-545	21 7/16"
62350-550	21 5/8"

PART NO.	DIM. "A" INCH CONV.
62350-555	21 7/8"
62350-560	22 1/16"
62350-605	23 13/16"
62350-610	24"
62350-615	24 3/16"
62350-620	24 7/16"
62350-625	24 5/8"
62350-630	24 13/16"

PART NO.	DIM. "A" INCH CONV.
62350-635	25"
62350-640	25 5/16"
62350-645	25 3/8"
62350-655	25 13/16"
62350-800	31 1/2"
62350-880	34 3/8"
62350-910	35 13/16"



Bushing
Part Number
64400-003



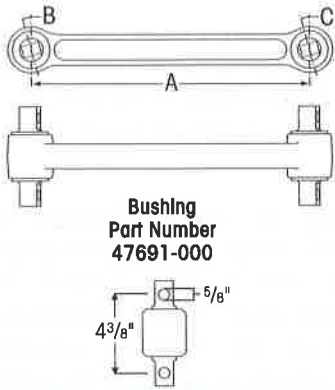
PART NO.	DIM. "A" INCH CONV.
72100-430	16 15/16"
72100-490	19 9/16"
72100-495	19 1/2"
72100-505	19 9/16"
72100-510	20 1/16"
72100-535	21 1/16"
72100-540	21 1/4"

PART NO.	DIM. "A" INCH CONV.
72100-545	21 7/16"
72100-550	21 5/8"
72100-560	22 1/16"
72100-565	22 1/4"
72100-570	22 7/16"
72100-580	22 5/8"
72100-585	23"

PART NO.	DIM. "A" INCH CONV.
72100-590	23 1/4"
72100-595	23 3/16"
72100-605	23 13/16"
72100-610	24"
72100-620	24 5/16"
72100-630	24 13/16"
72100-635	25"
72100-640	25 5/16"
72100-650	25 5/8"
72100-655	25 3/4"
72100-660	26"
72100-665	26 1/16"
72100-675	26 3/16"
72100-680	26 3/4"

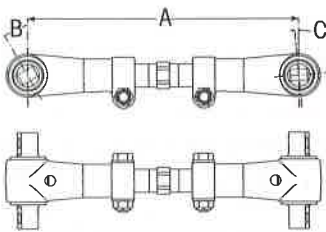
PART NO.	DIM. "A" INCH CONV.
72100-685	27"
72100-690	27 1/16"
72100-700	27 1/16"
72100-705	27 3/4"
72100-710	28"
72100-720	28 5/16"
72100-725	28 1/2"
72100-730	28 3/4"
72100-735	28 15/16"
72100-745	29 5/16"
72100-750	29 1/2"
72100-755	29 3/4"
72100-760	29 15/16"
72100-770	30 5/16"

PART NO.	DIM. "A" INCH CONV.
72100-775	30 1/2"
72100-785	30 5/8"
72100-795	31 1/16"
72100-805	31 1/16"
72100-815	32 1/16"
72100-865	34 1/16"
72100-890	35"
72100-955	37 5/8"
72100-015	40"
72102-635	25"
72121-615	24 3/16"
72123-610	24"
72124-650	25 5/16"
72125-555	21 7/8"

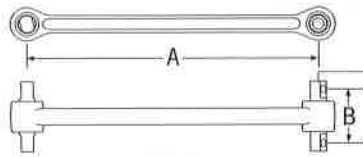


PART NO.	DIM. "A" INCH CONV.	"B" ± 2°	"C" ± 2°
48411-001	15 ¹³ / ₁₆ "	15°	10°
48411-002	21 ⁷ / ₈ "	15°	5°
48411-003	16 ¹ / ₂ "	20°	20°
48411-004	15 ¹³ / ₁₆ "	0°	175°
48411-005	15 ¹³ / ₁₆ "	10°	10°
48411-006	14 ³ / ₈ "	10°	10°
48411-007	20 ⁵ / ₁₆ "	5°	5°

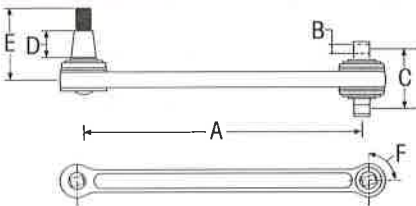
PART NO.	DIM. "A" INCH CONV.	"B" ± 2°	"C" ± 2°
48411-009	15 ¹³ / ₁₆ "	0°	0°
48411-010	14 ³ / ₄ "	0°	0°
48411-011	15 ¹³ / ₁₆ "	25°	5°
48411-013	14 ³ / ₈ "	0°	0°
48411-014	14 ³ / ₄ "	10°	10°
48411-015	15 ¹³ / ₁₆ "	5°	6°
48411-016	14 ³ / ₈ "	4°	4°



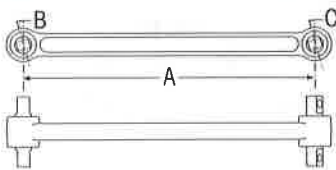
PART NO.	DIM. "A" INCH CONV.	"B" ± 2°	"C" ± 2°	"D" BOLT SIZE
57950-007	14 ⁷ / ₁₆ "	10°	10°	½"x3" Length
58519-007	14 ⁷ / ₁₆ "	10°	10°	M12-80mm



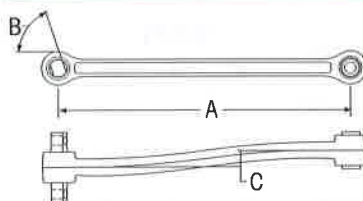
PART NO.	INCH CONVERSION	
	DIM. "A"	"B"
58745-001	24 ¹ / ₁₆ "	4 ³ / ₈ "
58745-003	23 ⁷ / ₈ "	4 ³ / ₈ "
58745-008	25 ¹ / ₄ "	4 ³ / ₈ "



PART NO.	INCH CONVERSION					"F"
	DIM. "A"	"B"	"C"	"D"	"E"	
58745-009	20 ¹ / ₄ "	5 ⁵ / ₈ "	4 ³ / ₈ "	11 ¹⁵ / ₁₆ "	5 ³ / ₁₆ "	90°



PART NO.	DIM. "A" IN. CONV.	"B"	"C"
58757-005	21 ¹ / ₂ "	90°	90°
58757-006	22"	90°	90°
58757-605	23 ¹³ / ₁₆ "	0°	37°
58757-615	24 ¹ / ₄ "	0°	37°
58757-660	26"	0°	10°



PART NO.	DIM. "A" INCH CONV.	"B" ± 2°	"C" INCH CONV.
60827-605A	23 ¹³ / ₁₆ "	71.7°	1 ⁵ / ₁₆ "
60827-605B	23 ¹³ / ₁₆ "	108.3°	1 ⁵ / ₁₆ "
60827-645A	25 ³ / ₈ "	72.7°	1 ⁵ / ₁₆ "
60827-645B	25 ³ / ₈ "	107.3°	1 ⁵ / ₁₆ "

Replacing Torque Rods and Torque Rod Bushings

All torque rods need to be inspected during preventive maintenance and service for looseness by one of the following methods.

- **Method 1 — FOR TRACTOR APPLICATIONS ONLY**
with brakes applied, slowly rock the empty vehicle with power while a mechanic visually checks the action at both ends.
- **Method 2** — with the vehicle shut down, a lever check can be made with a long pry bar placed under each rod end and pressure applied.

Visually inspect torque rod bushings for torn or shredded rubber, inspect for bent, cracked, or broken torque rods and also for end hubs that have an elongated "oval" shape. Any of these conditions require component replacement.

The length of the torque rods is determined by the truck manufacturer for optimum drive line angles. The longitudinal torque rods control these angles and also absorb acceleration and braking forces. The mounting brackets at

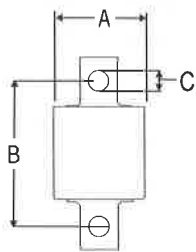
the axle ends of the torque rods are furnished and welded into position on the axle housings by the axle manufacturer. A two-piece torque rod is also available to cut and weld to the desired length, if a one-piece torque rod is not available, see pages 35 through 38.

Straddle mount torque rod end attaching fasteners are furnished by the vehicle manufacturer. It is important that the tightening torque of the locknuts be checked during preventive maintenance and service. Follow the tightening torque specifications and all other applicable preventive maintenance and service instructions issued by the vehicle manufacturer.

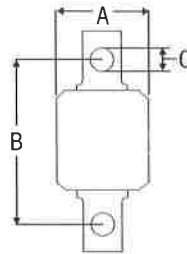
NOTE: Grade 8 bolts and Grade C locknuts must be used for all straddle mount torque rod attachments.

Whether the bushings are straddle mount, thru bolt or tapered stud, they can be replaced by pressing out the worn bushing and installing a new genuine Hendrickson bushing. Refer to the technical procedure for the proper replacement instructions for your specific suspension system.

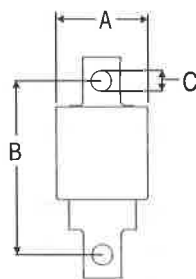
■ TORQUE ROD BUSHINGS



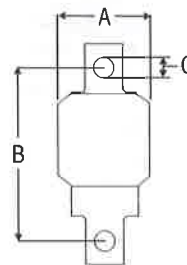
PART NO.	INCHES		
	"A"	"B"	"C"
44694-000L	2 1/2"	4 3/8"	5/8"
44695-000L*	2 3/4"	4 3/8"	5/8"
48304-000L	3 1/2"	5 1/4"	7/8"
49210-000L*	2 3/4"	4 3/8"	3/4"
57256-000L	2 1/2"	4 3/8"	5/8"



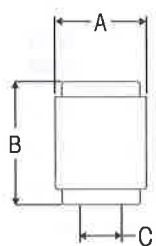
PART NO.	INCHES		
	"A"	"B"	"C"
47691-000L	2"	4 3/8"	5/8"
69210-000H	2"	4 3/8"	3/4"
67746-000H	2"	4 3/8"	7/8"



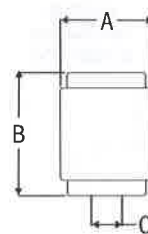
PART NO.	INCHES		
	"A"	"B"	"C"
46734-000L*	2 3/4"	5 1/16"	3/4"
47699-001L	3"	5 1/16"	3/4"



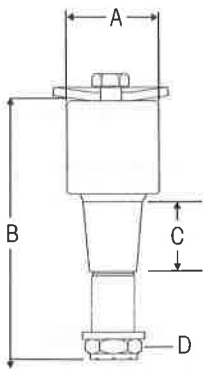
PART NO.	INCHES		
	"A"	"B"	"C"
66734-000H	2"	5 1/16"	3/4"



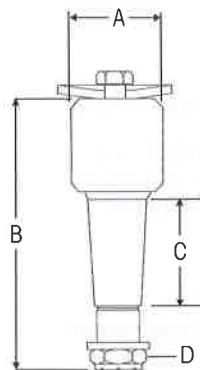
PART NO.	INCHES		
	"A"	"B"	"C"
47692-000L	2"	3"	7/8"
65477-000H	2"	3 1/4"	1 1/8"



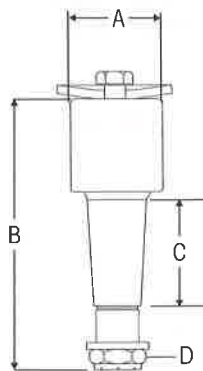
PART NO.	INCHES		
	"A"	"B"	"C"
24504-000L	2 7/8"	3 1/4"	1 1/8"
44993-000L	3 3/8"	3 1/4"	1 1/8"
45477-000L	3"	3 1/4"	1 1/8"
46736-000L*	2 3/4"	3 1/4"	1 1/8"



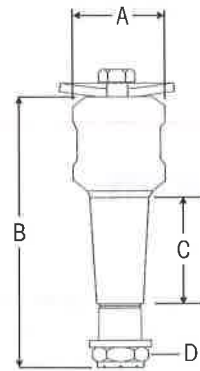
PART NO.	INCHES			
	"A"	"B"	"C"	"D"
46737-000L*	2 ³ / ₄ "	6 ⁵ / ₈ "	2"	1 ¹ / ₈ "
46735-000L*	2 ³ / ₄ "	7"	1 ⁷ / ₈ "	1 ¹ / ₄ "
44809-000	2 ¹ / ₄ "	6 ⁵ / ₈ "	2"	1 ¹ / ₈ "



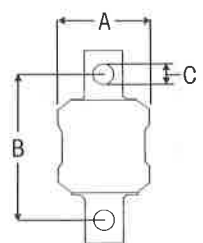
PART NO.	INCHES			
	"A"	"B"	"C"	"D"
64697-000H	2"	8"	3"	1 ¹ / ₄ "
64809-000H	2"	6 ⁵ / ₈ "	2"	1 ¹ / ₈ "
66735-000H	2"	7"	1 ⁷ / ₈ "	1 ¹ / ₄ "



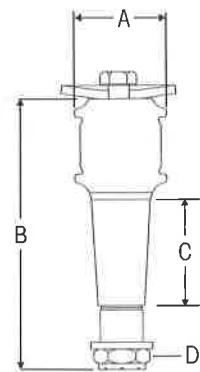
PART NO.	INCHES			
	"A"	"B"	"C"	"D"
44697-000L*	2 ³ / ₄ "	8"	3"	1 ¹ / ₄ "



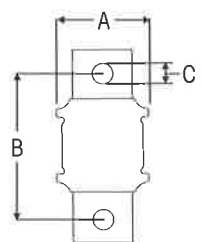
PART NO.	INCHES			
	"A"	"B"	"C"	"D"
64400-004L*	3 ¹ / ₄ "	8"	3"	1 ¹ / ₄ "
64400-006L	3 ¹ / ₄ "	8 ³ / ₄ "	3"	1 ³ / ₄ "



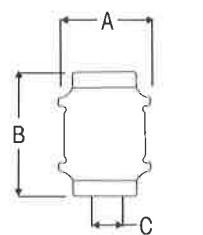
PART NO.	INCHES		
	"A"	"B"	"C"
64400-003L	3 ¹ / ₄ "	5 ¹ / ₄ "	7 ⁸ / ₁₆ "
64400-005L*	3 ¹ / ₄ "	4 ³ / ₈ "	3 ⁴ / ₁₆ "



PART NO.	INCHES			
	"A"	"B"	"C"	"D"
64400-007L*	3 ¹ / ₄ "	7"	1 ³ / ₄ "	1 ¹ / ₄ "
64400-008L*	3 ¹ / ₄ "	6 ⁵ / ₈ "	1 ⁷ / ₈ "	1 ¹ / ₈ "



PART NO.	INCHES		
	"A"	"B"	"C"
64400-002L*	3 ¹ / ₄ "	4 ³ / ₈ "	5 ⁸ / ₁₆ "
64400-009L*	3 ¹ / ₄ "	5 ¹ / ₈ "	3 ⁴ / ₁₆ "

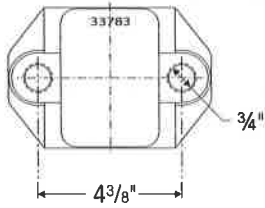


PART NO.	INCHES		
	"A"	"B"	"C"
64400-010	3 ¹ / ₄ "	3 ¹ / ₄ "	1 ¹ / ₈ "

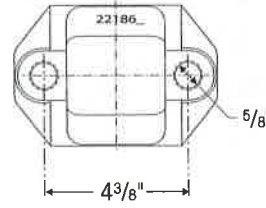
* The following parts are interchangeable, if a bonded bushing is desired.

CONVENTIONAL BUSHING	BONDED BUSHING	COMMENTS
44695-000L	64400-002L	Interchangeable
44697-000L	64400-004L	Interchangeable
46734-000L	64400-009L	Interchangeable
46735-000L	64400-007L	Interchangeable
46736-000L	64400-010L	Interchangeable
46737-000L	64400-008L	Interchangeable
49210-000	64400-005L	Interchangeable
NA	64400-003L	New Bushing
NA	64400-006L	New Bushing

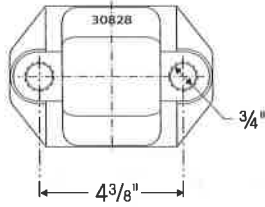
Torque Rod Straddle Mount Frame Brackets



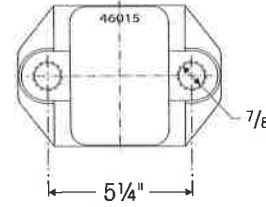
PART NO.	DESCRIPTION
33783-000	Straddle Mount, 3/4" Bolt Mounting (Heavy Duty)



PART NO.	DESCRIPTION
22186-000	Straddle Mount, 5/8" Bolt Mounting

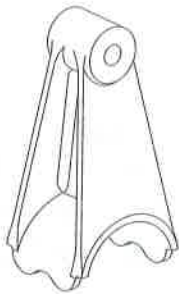


PART NO.	DESCRIPTION
30828-000	Straddle Mount, 3/4" Bolt Mounting

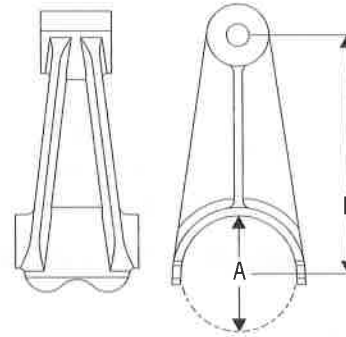


PART NO.	DESCRIPTION
46015-000	Straddle Mount, 7/8" Bolt Mounting (Heavy Duty)

TRAILER TORQUE ROD AXLE BRACKETS



PART NO.	INCH CONVERSION	
	"A"	"B"
08122-003	5"	10 1/2"
08122-005	5 1/2"	10 3/4"
08122-006	5 3/4"	10 7/8"



Hendrickson Guidelines for Transverse Rods



RTE™ with Transverse Rods

REQUIREMENTS

Transverse rods are **MANDATORY** for the following Hendrickson rear suspensions:

- All Hendrickson walking beam series suspensions up to and including 52,000 lbs. capacity with axle spacing 60 inches or greater.
- All Hendrickson walking beam series suspensions up to and including 52,000 lbs. capacity when used on front-end loader refuse packers.
- All Hendrickson walking beam series suspensions up to and including 52,000 lbs. capacity when used in mining applications.
- All Hendrickson HN®, HAULMAAX®, HA™, HAS™, COMFORT AIR® and PRIMAAAX® series suspensions.
- All Hendrickson walking beam series suspensions with capacities of 44,000 lbs. through 52,000 lbs. when using rubber equalizing beam center bushings, regardless of axle spacing.

TRANSVERSE RODS are also recommended where it is necessary to restrict the lateral movement of axles to prevent interference of tires, brakes, axle housings, etc. with the frame, body or suspension components. This must be determined by the vehicle manufacturer prior to vehicle assembly.

CAUTION

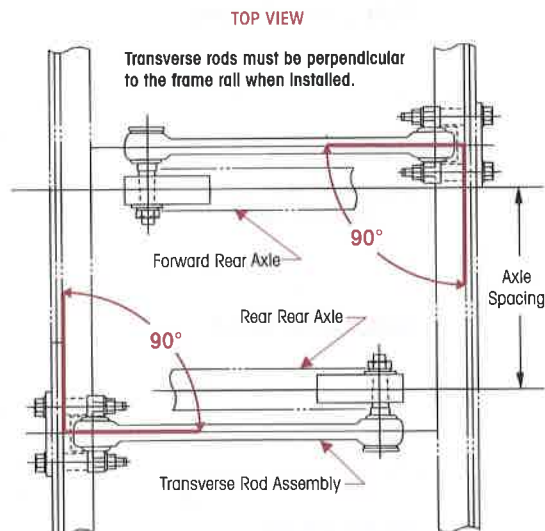
WHEN TRANSVERSE RODS ARE USED ON WALKING BEAM SERIES SUSPENSIONS, THE EQUALIZING BEAM CENTER BUSHING MUST BE RUBBER. EQUALIZING BEAMS THAT CONTAIN A BRONZE CENTER BUSHING MUST BE CONVERTED TO A RUBBER CENTER BUSHING PRIOR TO INSTALLING TRANSVERSE RODS. FAILURE TO DO SO CAN CAUSE PREMATURE COMPONENT WEAR.

RECOMMENDED GUIDELINES FOR INSTALLING TRANSVERSE RODS

1. If possible, install transverse rods while the vehicle is set at its loaded ride height.
2. Install transverse rods perpendicular to the frame rails, see Figure below.
3. The transverse rod frame brackets are to be mounted on the web section and located as close as possible to either the bottom (preferably) or top flange of the frame.
4. Frame backup plates must be installed with transverse rod frame brackets without exception.
5. Transverse rods are to be installed as low as possible to the horizontal centerline of the axle, but high enough as not to interfere with axle components during articulation.

NOTE: A vehicle equipped with transverse rods may experience some reduction in suspension articulation, increased lateral stiffness or resistance to turning, especially with radial ply tires.

Hendrickson Truck Suspension Systems engineering does not set the guidelines with regard to transverse rod axle bracket heights or footprints, this is due to the many variables of axle combinations, frame widths, and suspension ride heights. Contact the applicable vehicle manufacturer for applicable guidelines, specifications, and instructions.



Equalizing Beam and Components

INTRODUCTION

The charts shown within this guide can be used to determine the following:

- The equalizing beam end bushing service kit required.
- The equalizing beam center bushing required
- The use of the equalizing beam part number to determine the proper and complete beam assembly required.

FABRICATED EQUALIZING BEAM

Hendrickson introduced the improvement from a forged/cast equalizing beam to a fabricated beam design between August 1999 and March 2000 and used for up to 46,000 pound capacity.

In February 2008 the fabricated beam was introduced for 52,000 pound capacity vehicles. The fabricated beams is completely interchangeable with the discontinued forged beams.

- Available for the R™, RT™/RTE™ series suspensions in 34,000 applications on 52" and 54" axle spacing.
- Available for the R™, RS™, RT, RTE series suspensions in 40,000 lbs. and 46,000 lbs. capacity applications on 52", 54", 60" and 72.5" axle spacing.
- Available in 52,000 lbs. capacity applications on 52", 54", 60", and 72" axle spacing

CONVERSION FROM RUBBER CENTER BUSHINGS TO BRONZE BUSHINGS

- Contact Hendrickson Sales Engineering to convert from rubber center bushings to bronze center bushings contact Hendrickson Sales Engineering (email: truckparts@hendrickson-intl.com).

FOR MORE INFORMATION

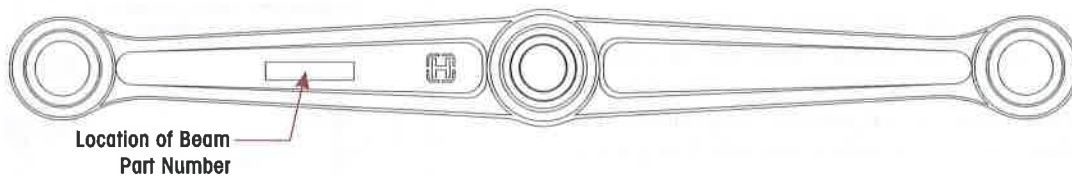
- Regarding the implementation of the fabricated beam, refer to literature number SEU-9903 and SEU-9904 or contact your local Hendrickson parts supplier, truck dealer, or Hendrickson Sales Engineering at 630.910.2800.
- To see more on Hendrickson genuine parts, refer to the Hendrickson Popular Kits and Part Catalog, literature number 45745-035.

FABRICATED BEAM ASSEMBLY ORIENTATION

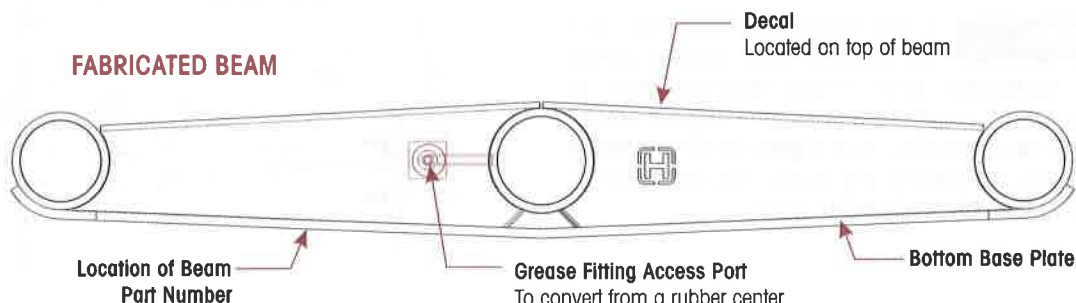
WARNING

IT IS VERY IMPORTANT THAT THE ORIENTATION OF THE BEAM BE IN THE UPRIGHT POSITION. A DECAL IS AFFIXED TO THE TOP OF BEAM TO ASSIST IN ASSEMBLY AND TO VERIFY ORIENTATION. FAILURE TO ASSEMBLE EQUALIZING BEAM IN THIS MANNER MAY RESULT IN THE LOSS OF VEHICLE CONTROL AND POSSIBLE PERSONAL INJURY OR PROPERTY DAMAGE.

FORGED/CAST BEAM



FABRICATED BEAM



Grease Fitting Access Port
To convert from a rubber center to a bronze center bushing on a fabricated beam contact Hendrickson Sales Engineering at 630.910.2800.

EQUALIZING BEAM

IMPORTANT NOTES

- The beam length is measured from the centerline of one end bushing to the centerline of the other end bushing.
- All beam assembly part numbers shown in the following tables are furnished with both the center and end bushings installed.
- When using the fabricated style beams, the entire beam assembly must be replaced when converting from a rubber center bushing to a bronze center bushing to accommodate for the grease fitting and channel installation.

CENTER BUSHINGS

BRONZE



HIGH CONFINEMENT



BAR PIN BEAM END BUSHINGS

NON-SHIM BAR PIN BEAM END BUSHING KIT

Service Kit No. 34013-087L
Two (2) Kits Required per Beam



SHIM BAR PIN BEAM END BUSHING KIT

Service Kit No. 34013-088L
Two (2) Kits Required per Beam



Equalizing Beam and Components

Selection Guides

340 SERIES • BRONZE CENTER • BAR PIN RUBBER END BUSHINGS

EQUALIZING BEAM LENGTH	EQUALIZING BEAM PART NUMBER	ASSEMBLY PART NUMBER	MATERIAL	CENTER BUSHING SERVICE KIT	END BUSHING SERVICE KIT
52"	43161-000	50001-014	FABRICATED	34013-053	34013-087L
	57231-000				
	59068-002				
	43161-000	50501-014			34013-088L
	57231-000				
	59068-002				
54"	50543-000	50001-016	FABRICATED	34013-053	34013-087L
	59068-001				
	50543-000	50501-016			34013-088L
	59068-001				

BRONZE CENTER

BRONZE CENTER

403/463 SERIES • BRONZE CENTER • BAR PIN RUBBER END BUSHINGS

EQUALIZING BEAM LENGTH	EQUALIZING BEAM PART NUMBER	ASSEMBLY PART NUMBER	MATERIAL	CENTER BUSHING SERVICE KIT	END BUSHING SERVICE KIT	
52"	49753-000	50001-015	FABRICATED	34013-054L	34013-087L	
	58755-002					
	49753-000	50501-015			34013-088L	
	58755-002					
54"	50543-000	50001-017			34013-087L	
	58755-001	50501-017				34013-088L
	50543-000					
56"	45876-000	50001-008			CAST	34013-087L
		50501-008	34013-088L			

480/503/520/523 SERIES • BRONZE CENTER • BAR PIN RUBBER END BUSHINGS

EQUALIZING BEAM LENGTH	EQUALIZING BEAM PART NUMBER	ASSEMBLY PART NUMBER	MATERIAL	CENTER BUSHING SERVICE KIT	END BUSHING SERVICE KIT	
52"	33967-002	50501-021	FABRICATED	34013-054L	34013-088L	
	67091-521					
54"	50543-000	50501-022				34013-087L
	67091-521					
56"	45876-000	50001-008			34013-088L	
		50501-008				

RUBBER CENTER

340/343/403 SERIES • RUBBER CENTER • BAR PIN RUBBER END BUSHINGS

EQUALIZING BEAM LENGTH	EQUALIZING BEAM PART NUMBER	ASSEMBLY PART NUMBER	MATERIAL	CENTER BUSHING PART NUMBER	END BUSHING SERVICE KIT	
52"	43161-000	50000-024	FABRICATED	06664-000L	34013-087L	
	57231-000					
	60868-002					
	43161-000	50500-024			34013-088L	
	57231-000					
	60868-002					
	45116-000	50000-025		49400-000L	34013-087L	
	49753-000					
	60855-002					
	45116-000					
54"	49753-000	50500-025	FABRICATED	49400-000L	34013-088L	
	60855-002					
	50543-000	50000-027			06664-000L	34013-087L
	60868-001					
	50543-000	50500-027			49400-000L	34013-088L
	60868-001					
	50543-000	50000-028			49400-000L	34013-087L
	60855-001					
50543-000	50500-028	49400-000L	34013-088L			
60855-001						
56"	45876-000	50000-010	CAST	49400-000L	34013-087L	
		50500-010			34013-088L	
*60"	46901-000	50000-030	FABRICATED	49400-000L	34013-087L	
	58755-003					
	46901-000	50500-030			34013-088L	
	58755-003					
*72.5"	29585-007	50000-014	49400-000L	34013-087L		
		50500-014			34013-088L	

RUBBER CENTER

460/463 SERIES • RUBBER CENTER • BAR PIN RUBBER END BUSHINGS

EQUALIZING BEAM LENGTH	EQUALIZING BEAM PART NUMBER	ASSEMBLY PART NUMBER	MATERIAL	CENTER BUSHING PART NUMBER	END BUSHING SERVICE KIT
52"	49753-000	50000-026	FABRICATED	*29483-005L	34013-087L
	60855-002				
	49753-000	50500-026			34013-088L
	60855-002				
54"	50543-000	50000-029			34013-087L
	60855-001				
	50543-000	50500-029			34013-088L
	60855-001				
56"	45876-000	50000-011	CAST	34013-087L	
		50500-011		34013-088L	
*60"	46901-000	50000-031	FABRICATED	*29483-005L	34013-087L
	58755-003				
	46901-000	50500-031			34013-088L
	58755-003				
*72.5"	29585-007	50000-015			34013-087L
		50500-015			34013-088L

480/503/520/523 SERIES • RUBBER CENTER • BAR PIN RUBBER END BUSHINGS

EQUALIZING BEAM LENGTH	EQUALIZING BEAM PART NUMBER	ASSEMBLY PART NUMBER	MATERIAL	CENTER BUSHING PART NUMBER	END BUSHING SERVICE KIT
52"	33967-002	50500-039	FABRICATED	*29483-005L	34013-088L
	67091-520				
54"	50543-000	50500-040			34013-087L
	67091-540				
56"	45876-000	50000-011			34013-088L
		50500-011			
*60"	46901-000	50000-031			34013-087L
	44154-000				
	58755-003				
	46901-000	50500-031	34013-088L		
	44154-000				
58755-003					
*72.5"	31121-030	50000-016	34013-087L		
		50500-016	34013-088L		

Equalizing Beam and Components

Selection Guides

*Requires Transverse Torque Rods

Equalizing Beam Assemblies with Adapter End Bushings

IMPORTANT NOTES

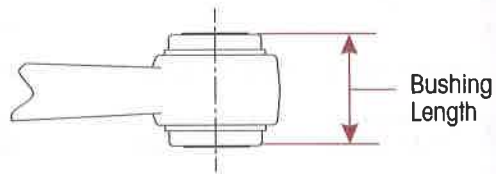
- The equalizing beam length is measured from the centerline of one end bushing to the centerline of the other end bushing.
- All equalizing beam assembly part numbers are furnished with both the center and end bushings installed. Hendrickson **DOES NOT** furnish equalizing beam assemblies without center and end bushings.
- When using the fabricated style equalizing beams, the entire beam assembly must be replaced when converting from a rubber center bushing to a bronze center bushing to accommodate for the grease fitting and channel installation.
- To help determine the End Bushing Kit needed, check the end bushing length.
- Center bushing, Part Number 29483-005 **ALWAYS REQUIRES** transverse rods.

ADAPTER RUBBER END BUSHING

Two (2) Service Kits Required Per Equalizing beam



CAPACITY RATING	END BUSHING LENGTH	END BUSHING PART NUMBER	END BUSHING SERVICE KIT
340	5 1/4"	06969-000L	34013-048L
380	5 3/4"	45900-000L	34013-049L
400			
440			
460			34013-073L
480			29878-001L
520	6"	45407-000L	34013-051L



340 SERIES • RUBBER CENTER • 5 1/4" & 5 3/4" ADAPTER RUBBER END BUSHINGS

EQUALIZING BEAM LENGTH	EQUALIZING BEAM PART NUMBER	ASSEMBLY PART NUMBER	MATERIAL	CENTER BUSHING PART NUMBER	END BUSHING SERVICE KIT
50"	23268-000	07500-591	FABRICATED	06664-000L	34013-048L
	23274-000				
	29584-007				
	23286-000	07500-592			34013-049L
	23274-000				
	29584-007				
43089-000	OBSOLETE				
52"	35121-000	07500-593			
	57231-000				
	43161-000				
	60868-002				
54"	45891-000	07500-596			
	35091-002				
	35091-002				
	50543-000				
	60868-001				

*Requires Transverse Torque Rods

380 SERIES • RUBBER CENTER • 5¾" ADAPTER RUBBER END BUSHINGS

EQUALIZING BEAM LENGTH	EQUALIZING BEAM PART NUMBER	ASSEMBLY PART NUMBER	MATERIAL	CENTER BUSHING PART NUMBER	END BUSHING SERVICE KIT
50"	06673-000	07500-458	FABRICATED	05919-000L	34013-049L
	14054-000				
	15448-000				
	29585-027				
52"	33967-002	07500-594			
	43163-000				
	45116-000				
	60855-002				
54"	35581-001	07500-597			
	35091-002				
	45892-000				
	60855-001				
56"	45876-000	07500-555	CAST	49400-000L	
*60"	44154-000	07500-599	FABRICATED		
	46901-000				
	58755-003				
*72.5"	29585-007	07500-553			

400 SERIES • RUBBER CENTER • 5¾" ADAPTER RUBBER END BUSHINGS

EQUALIZING BEAM LENGTH	EQUALIZING BEAM PART NUMBER	ASSEMBLY PART NUMBER	MATERIAL	CENTER BUSHING PART NUMBER	END BUSHING SERVICE KIT	
50"	15448-000	OBSOLETE	FABRICATED	49400-000L	34013-049L	
52"	43163-000	07500-594				
	49753-000					
	60855-002					
54"	35581-002	07500-597				
	35091-002					
	50543-000					
	60855-001					
56"	45876-000	07500-555				CAST
*60"	44154-000	07500-599				FABRICATED
	46901-000					
	58755-003					
*72.5"	29585-007	07500-553				

440 SERIES • RUBBER CENTER • 5¾" ADAPTER RUBBER END BUSHINGS

EQUALIZING BEAM LENGTH	EQUALIZING BEAM PART NUMBER	ASSEMBLY PART NUMBER	MATERIAL	CENTER BUSHING PART NUMBER	END BUSHING SERVICE KIT	
50"	15448-000	OBSOLETE	FABRICATED	*29483-005L	34013-049L	
52"	43163-000	07500-595				
	60855-002					
54"	35581-002	07500-598				
	35091-002					
	60855-001					
56"	45876-000	07500-472				CAST
*60"	44154-000	07500-600				FABRICATED
	46901-000					
	58755-003					
*72.5"	29585-007	07500-474				

*Requires Transverse Torque Rods

RUBBER CENTER

460/463 SERIES • RUBBER CENTER • 5¾" ADAPTER RUBBER ENDS BUSHINGS

EQUALIZING BEAM LENGTH	EQUALIZING BEAM PART NUMBER	ASSEMBLY PART NUMBER	MATERIAL	CENTER BUSHING PART NUMBER	END BUSHING SERVICE KIT
52"	49225-000	07500-595	FABRICATED	*29483-005L	34013-073L
	49753-000				
	60855-002				
54"	35091-002	07500-598			
	50543-000				
	60855-001				
56"	45876-000	07500-472	CAST		
*60"	46901-000	07500-600	FABRICATED		
	58755-003				
*72.5"	29585-007	07500-474			

480/520 SERIES • RUBBER CENTER • 5¾" ADAPTER RUBBER ENDS BUSHINGS

EQUALIZING BEAM LENGTH	EQUALIZING BEAM PART NUMBER	ASSEMBLY PART NUMBER	MATERIAL	CENTER BUSHING PART NUMBER	END BUSHING SERVICE KIT
50"	15448-000	OBSOLETE	FABRICATED	*29483-005L	34013-050L
52"	33967-002	07500-606			
	67091-521				
54"	35091-002	07500-608			
	50543-000				
	35581-002				
	67091-541				
56"	45876-000	07500-441	CAST		
*60"	44154-000	07500-602	FABRICATED		
	46901-000				
	58755-003				
*72.5"	31121-030	07500-511			

520 SERIES • RUBBER CENTER • 6" ADAPTER RUBBER ENDS BUSHINGS

EQUALIZING BEAM LENGTH	EQUALIZING BEAM PART NUMBER	ASSEMBLY PART NUMBER	MATERIAL	CENTER BUSHING PART NUMBER	END BUSHING SERVICE KIT
52"	33967-002	07500-607	FABRICATED	*29483-005L	34013-051L
	67091-521				
54"	50543-000	07500-609			
	35581-002				
	67091-541				
56"	45876-000	07500-442			
*60"	44154-000	07500-603	FABRICATED		
	46901-000				
	58755-003				
*72.5"	31121-030	07500-541			

*Requires Transverse Torque Rods

BRONZE CENTER

Equalizing Beam and Components

Selection Guides

380 SERIES • BRONZE CENTER • 5/8" ADAPTER RUBBER ENDS BUSHINGS

EQUALIZING BEAM LENGTH	EQUALIZING BEAM PART NUMBER	ASSEMBLY PART NUMBER	MATERIAL	CENTER BUSHING SERVICE KIT	END BUSHING SERVICE KIT
50"	06673-000	30247-111	FABRICATED	34013-054L	34013-049L
52"	33967-002	30247-151			
	43163-000				
	58755-002				
54"	35581-001	30247-153			
	35091-002				
	58755-001				
56"	45876-000	30247-108	CAST		

340 SERIES • BRONZE CENTER • 5/8" & 5/4" ADAPTER RUBBER ENDS BUSHINGS

EQUALIZING BEAM LENGTH	EQUALIZING BEAM PART NUMBER	ASSEMBLY PART NUMBER	MATERIAL	CENTER BUSHING SERVICE KIT	END BUSHING SERVICE KIT
50"	23274-000	30247-148	FABRICATED	34013-053	34013-048L
	29584-007				
	23274-000	30247-149			34013-049L
	29584-007				
52"	45631-000	30247-150			
	57231-000				
	59068-002				
54"	35091-002	30247-152			
	59068-001				

400/440 SERIES • BRONZE CENTER • 5/8" ADAPTER RUBBER ENDS BUSHINGS

EQUALIZING BEAM LENGTH	EQUALIZING BEAM PART NUMBER	ASSEMBLY PART NUMBER	MATERIAL	CENTER BUSHING SERVICE KIT	END BUSHING SERVICE KIT
50"	15448-000	30247-111	FABRICATED	34013-054L	34013-049L
	29585-028				
52"	33967-002	30247-151			
	43163-000				
	49753-000				
	58755-002				
54"	35581-002	30247-153			
	35091-002				
	50543-000				
	58755-001				
56"	45876-000	30247-108	CAST		

BRONZE CENTER

460 SERIES • BRONZE CENTER • 5¾" ADAPTER RUBBER ENDS BUSHINGS

EQUALIZING BEAM LENGTH	EQUALIZING BEAM PART NUMBER	ASSEMBLY PART NUMBER	MATERIAL	CENTER BUSHING SERVICE KIT	END BUSHING SERVICE KIT
52"	49225-000	30247-151	FABRICATED	34013-054L	34013-073L
	49753-000				
	58755-002				
54"	35091-002	30247-153			
	50543-000				
	58755-001				
56"	45876-000	30247-108	CAST		

480/520 SERIES • BRONZE CENTER • 5¾" ADAPTER RUBBER ENDS BUSHINGS

EQUALIZING BEAM LENGTH	EQUALIZING BEAM PART NUMBER	ASSEMBLY PART NUMBER	MATERIAL	CENTER BUSHING SERVICE KIT	END BUSHING SERVICE KIT
50"	15448-000	OBSOLETE	FABRICATED	34013-054L	34013-050L
52"	33967-002	30247-154			
	67091-521				
54"	35091-002	30247-156			
	35581-002				
	50543-000				
	67091-541				
56"	45876-000	30247-100	CAST		

520 SERIES • BRONZE CENTER • 6" ADAPTER RUBBER ENDS BUSHINGS

EQUALIZING BEAM LENGTH	EQUALIZING BEAM PART NUMBER	ASSEMBLY PART NUMBER	MATERIAL	CENTER BUSHING SERVICE KIT	END BUSHING SERVICE KIT
52"	33967-002	30247-155	FABRICATED	34013-054L	34013-051L
	67091-521				
54"	35581-002	30247-157			
	50543-000				
	67091-541				
56"	45876-000	30247-101			

HEAVY-DUTY BRONZE CENTER	T SERIES 440/441/520/600/900 • BRONZE CENTER • BRONZE TUBE & NUT ENDS					
	EQUALIZING BEAM LENGTH	EQUALIZING BEAM PART NO.	ASSEMBLY PART NUMBER	MATERIAL	CENTER BUSHING SERVICE KIT	END BUSHING SERVICE KIT
	50"	31188-000	30644-001	FABRICATED	34013-054L	34013-056
		29585-013				
	52"	33967-002	30644-003	FORGED/CAST		
	54"	35581-002	32649-000			
		35091-002	07600-011	FABRICATED	34013-080	34013-057L
		11755-002	07600-025		34013-078	
	56"	46023-000	30644-008	FABRICATED	34013-054L	34013-056
		46450-011			34013-080	34013-057L
58"	11058-002	07600-132	FABRICATED	34013-078	34013-056	
		07600-133		34013-080		34013-057L

HEAVY-DUTY BRONZE CENTER	RT 650 • BRONZE CENTER • 6" ADAPTER RUBBER END BUSHINGS					
	BEAM LENGTH	EQUALIZING BEAM PART NUMBER	ASSEMBLY PART NUMBER	MATERIAL	CENTER BUSHING PART NUMBER	END BUSHING SERVICE KIT
	56"	46019-000	30247-106	CAST	34013-055L	34013-052
	60"	45760-002	30247-094			
72"	31122-020	30247-130	FABRICATED			
RT 650 • BRONZE CENTER • 7" ADAPTER RUBBER END BUSHINGS						
BEAM LENGTH	EQUALIZING BEAM PART NUMBER	ASSEMBLY PART NUMBER	MATERIAL	CENTER BUSHING PART NUMBER	END BUSHING SERVICE KIT	
56"	46019-000	**30247-121	CAST	34013-055L	34013-110	

HEAVY-DUTY RUBBER CENTER	RT 650 • RUBBER CENTER • 6" ADAPTER RUBBER END BUSHINGS					
	BEAM LENGTH	EQUALIZING BEAM PART NUMBER	ASSEMBLY PART NUMBER	MATERIAL	CENTER BUSHING PART NUMBER	END BUSHING SERVICE KIT
	54"	31122-016	07500-454	FABRICATED	10366-000L	34013-052
	56"	46019-000	07500-198	CAST		
			**07500-446			
60"	45760-002	07500-453	FABRICATED			
72"	31122-022	07500-582	FABRICATED			
RT 650 • RUBBER CENTER • 7" ADAPTER RUBBER END BUSHINGS						
BEAM LENGTH	EQUALIZING BEAM PART NUMBER	ASSEMBLY PART NUMBER	MATERIAL	CENTER BUSHING PART NUMBER	END BUSHING SERVICE KIT	
56"	46019-000	07500-490	CAST	34013-055L	34013-052	
		**07500-601				
60"	45760-002	07500-470	FABRICATED			
72"	31122-023	07500-581	FABRICATED			

Equalizing Beam and Components

Selection Guides

**2.25" beam offset, all other beams are 2.75" offset

RT™ / RTE™ Spring Hangers

Introduction and Common Drill Patterns and Castings

This RT/RTE Frame Hanger guide is intended to aid in the proper identification of originally equipped RT/RTE/RU/RUE/U/UE drilled hangers in the aftermarket. It lists common drill patterns and castings.

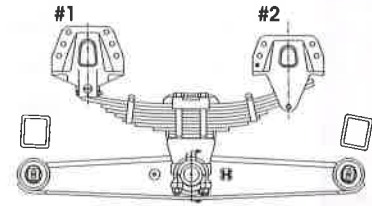
To use this selection guide, it is important to:

1. Identify **SPRING HANGER DESIGN**, See Figure 1.
2. Measure the outside to outside **FRAME WIDTH**, See Figure 2.
3. Find **HOLE PATTERN DIMENSIONS** and **SPRING PIN DIAMETER**, See Figure 3.
4. Identify the age of the vehicle.
5. Obtain the cast part number.
6. Identify the truck manufacturer.

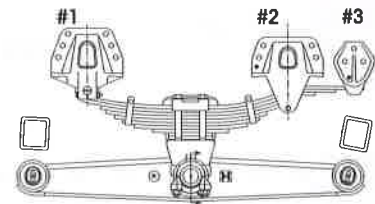
For any casting number or truck manufacturer not listed, contact Sales Engineering at 630.910.2800 (email: truckparts@hendrickson-intl.com).

Refer to RT/RTE suspension Parts List Publication NO. Sp-168, and for additional information on proper maintenance, service, repair and rebuild instructions refer to Technical Publications 17730-070, 17730-190, 17730-213, and 17730-214.

RT Series Spring Hangers

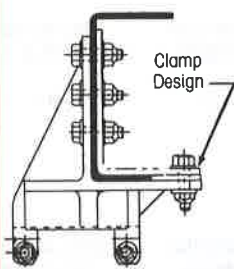


RTE Series Spring Hangers



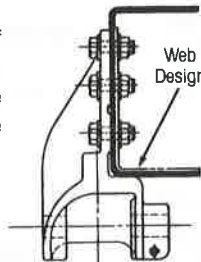
Three hanger designs are shown below. They vary in the attachment to the lower frame flange.

FIGURE 1



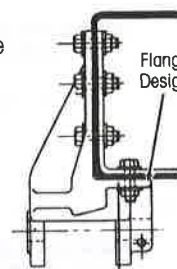
Clamp Design

Bolts inboard of the frame rail. No holes in the lower frame flange.



Web Design

Bolts into frame web only.

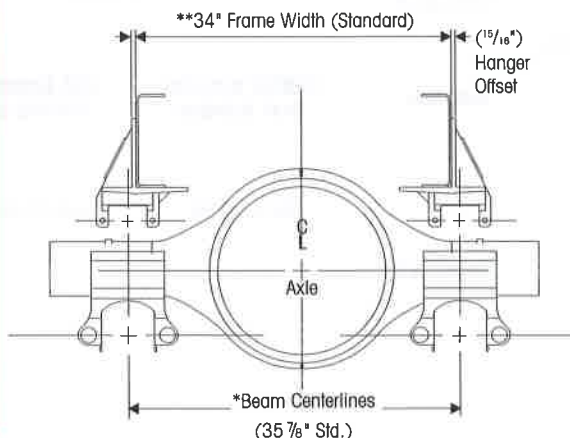


Flange Design

Bolts through the frame lower flange. (Do not use on high tensile steel frames.)

NOTE: For clamp and web mount spring hangers Hendrickson recommends a minimum 5/8" Grade 8 bolt with Grade C locknut and hardened washers be used to attach spring hangers to the main frame of the vehicle. With older model vehicles this may require that the holes in the frame be enlarged to accommodate the 5/8" fasteners. Refer to Technical Publications covering the RT/RTE Series suspensions for proper installation.

FIGURE 2



Frame Widths

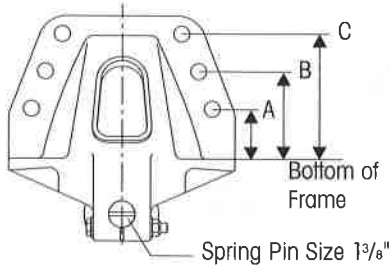
34"
34 1/2"

Spring Hanger Offsets

15/16"
1 1/16"

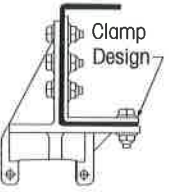
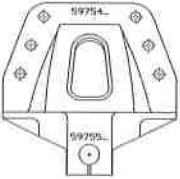
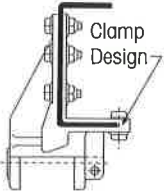
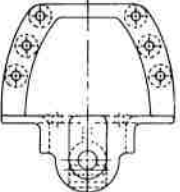
- * Standard width of rear tandem drive axles have a beam hanger spacing of 35 7/8".
- ** To maintain the correct alignment of frame & axle, spring hanger offsets vary with chassis frame widths.

FIGURE 3



Common Hole Patterns	A	B	C
Clamp, Web and flange, 6-Hole	2 9/16"	5 3/8"	7 5/8"
Clamp, 6-Hole	2 9/16"	4 1/2"	6 7/16"
Web, 4-Hole	2 9/16"	5 3/8"	
Web, 3-Hole	1 7/8"	4"	

#1 FRONT SPRING HANGER

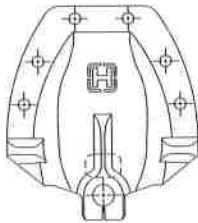
	1 1/4" PIN SIZE			1 3/8" PIN SIZE		REMARKS	
	CASTING NO.	PART NO.	REPLACEMENT PART NO.	PART NO.	REPLACEMENT PART NO.		
<p>DOUBLE LOCK</p>  	46840-000		50180-000	46840-001 46841-002 46841-003	50181-001 50181-002 50181-003	Ford Peterbilt	
	46842-000		50188-000	46843-001 46843-003 46843-004	50189-001 50189-003 50189-004	Ford Freightliner	
	47868-000		50184-000	47874-001	50185-001	Mack/Volvo	
	50180-000			50181-001 50181-002 50181-003 50181-004 50181-005		Ford Peterbilt International Mack	
	50184-000			50185-001 50185-002 50185-003		Mack/Volvo Freightliner Mack	
	50188-000			50189-001 50189-003 50189-004 50189-006	— — 50189-006 —	Ford Freightliner International	
	59754-000			59755-001		Volvo	
	<p>SINGLE LOCK</p>  	20395-000	20395-000 25914-000 45014-000	43181-004 43181-004 43181-004	24311-000 25913-000 32503-000 44893-000 45404-001 45404-002	34013-096 34013-096 34013-096 34013-096 34013-096 34013-096	
		24496-000	24496-000 31345-000	31345-000 —	26791-000 29189-000 31346-000	31346-000 31346-000 —	
		28641-000	◆ 30083-000				
43180-000				45729-001 45729-002 45729-003	34013-094 34013-094 34013-094	Mack/Volvo Volvo Mack	
45159-000		43181-004		43181-003	34013-096	GMC, Mack, Volvo	
45527-000				45528-001 45736-001	34013-093 34013-095	Ford	

◆ Obsolete

#1 FRONT SPRING HANGER (CONTINUED)

CLAMP MOUNT

		1 1/2" PIN SIZE		
CASTING NO.	PART NO.	REPLACEMENT PART NO.	REMARKS	
RT 650				
09474-000	◆ 45161-001		Oshkosh	
	◆ 45161-002		Oshkosh	
	◆ 45768-001			
	◆ 45768-002			
	47381-001		Kenworth	
	47381-002		Kenworth	
33796-000	47383-000		Kenworth	
	33798-000		GMC, International, Volvo Obsolete	
35434-000	◆ 45416-000		Ford	
	◆ 45444-000			
45789-000	45790-001		Crane Carrier, GMC, Oshkosh, Peterbilt, Volvo, Freightliner	
	45790-002		Peterbilt	
	45790-003		Peterbilt	
	45790-004		Volvo	
46093-001	46094-001	45029-001	Volvo	
46093-002	46094-002	45029-002	Volvo	
46548-000	46549-001		Oshkosh, Peterbilt, Volvo	
	46549-002		Ford, GMC	
	46549-003		International, Volvo	
	46549-004		Freightliner, Western Star	
	46549-005		GMC, International	
	46549-006		Kenworth	
	46549-007		Volvo	
	46549-008		Peterbilt	



**UNDER MOUNT
RT 650**

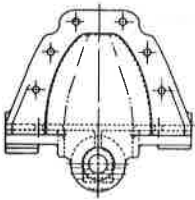
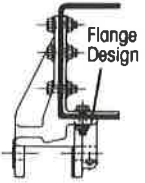
		1 1/2" PIN SIZE		
CASTING NO.	PART NO.	REPLACEMENT PART NO.	REMARKS	
11063-001	◆ 11063-001		Crane Carrier, FWD, International	

RT/RTE Spring Hangers

Selection Guides

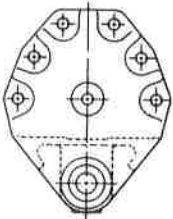
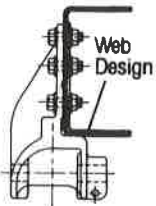
#1 FRONT SPRING HANGER (CONTINUED)

FLANGE MOUNT



CASTING NO.	1 1/4" PIN SIZE		1 3/8" PIN SIZE		REMARKS
	PART NO.	REPLACEMENT PART NO.	PART NO.	REPLACEMENT PART NO.	
04666-000	04666-000	47725-001	25641-000	47725-003	
	15582-000	47725-001	26697-000	47725-003	
	24932-000	47725-001	28965-000	47725-003	
05810-000	◆ 05810-000	—	◆ 19491-000	—	
	08387-000	◆ 05810-000			
09170-000	09170-000	—	25601-000	—	
	30539-000	09170-000	27161-001	25601-000	
			27161-002	25601-000	
19818-000	—	◆ 19818-000	—		
19873-000	19873-000	09170-000	27318-000	25601-000	
19874-000	19874-000	09170-000	27322-000	25601-000	
21554-000	—	—	◆ 21554-000	◆ 34977-000	
21913-000	21913-000	09170-000	—	—	
25845-000	25845-000	09170-000	28287-000	25601-000	
30285-000	—	—	◆ 30285-000	◆ 34977-000	
44994-000	—	—	◆ 44989-000	—	
45176-000	◆ 45177-000	—	—	—	
RT 650	1 1/2" PIN SIZE		—	—	
	09474-000	◆ 32700-001 ◆ 32700-002 42750-000	—	—	

WEB MOUNT



CASTING NO.	1 1/4" PIN SIZE		1 3/8" PIN SIZE		REMARKS
	PART NO.	REPLACEMENT PART NO.	PART NO.	REPLACEMENT PART NO.	
26741-001	26742-001	26742-003	—	—	
	26742-003	—	—	—	
	26742-005	26742-015	—	—	2 7/16" hole location
	26742-007	26742-003	—	—	
	26742-009	26742-003	—	—	
	26742-011	26742-003	—	—	
	26742-013	26742-003	—	—	
	26742-015	—	—	—	2 7/16" hole location
	26742-016	—	—	—	
26741-002	26742-002	26742-004	—	—	
	26742-004	26742-016	—	—	
	26742-006	—	—	—	2 7/16" hole location
	26742-008	26742-004	—	—	
	26742-010	26742-004	—	—	
	26742-012	26742-004	—	—	
	26742-014	26742-004	—	—	
26742-016	—	—	—	2 7/16" hole location	
31013-000	◆ 31009-000	—	31124-001 35394-001	—	Dodge
31026-000	31128-001	—	—	—	
	31128-002	31128-001	31128-004	—	
	31128-003	31128-001	—	—	
	35909-001	—	—	—	Dodge
33161-000	33163-002	—	33163-001	—	
	35909-003	33163-002	—	—	

RT/RTE Spring Hangers

Selection Guides

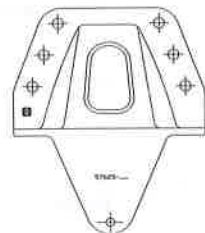
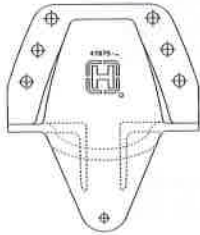
◆ Obsolete

#2 REAR SPRING HANGER

RT/RTE Spring Hangers

Selection Guides

CLAMP MOUNT



FLAME HARDENED SEVERE SERVICE

CASTING NO.	PART NO.	REPLACEMENT PART NO.	REMARKS	
20396-000	20396-000	32517-000		
	25915-000	32517-000		
	32517-000	—		
	24497-000	24497-000	◆ 31347-000	
		◆ 31347-000	—	
	35399-001	35400-001		International
		35400-002		
	35399-003	35400-003		International
	43182-000	45730-001	47875-001	Mack, Volvo
		45730-002	47875-001	Volvo
45730-003		47875-001	Mack	
45160-000	43183-003	57625-003	GMC, Mack, Volvo	
	43183-004	57625-003		
45529-000	45530-001	57594-001	Ford	
	45737-001	57594-002		
	45737-002	57594-003		
	45737-003	57594-004	AM General	
45732-000	45734-000		International	
45733-000	45735-000		International	
46049-000	46050-001	57625-001	Ford	
	46050-003	57625-003		
	46050-004	57625-004	Freightliner	
47073-000	47074-001	57625-003		
47075-000	47076-001	57594-001	Ford	
	47076-002	57594-002		
	47076-003	57594-003	Peterbilt	
	47076-004	57594-004	AM General	
47865-000	47875-001		Mack/Volvo	
50182-001	50183-001		Ford	
	50183-002			
	50183-003		Peterbilt	
	50183-004		International	
	50183-005		Mack	
50186-000	50187-001		Mack/Volvo	
	50187-002		Freightliner	
	50187-003		Mack	
50190-000	50191-001		Ford	
	50191-003	—		
59756-000	50191-004	50191-006	Freightliner	
	50191-006	—	International	
	59757-001	—	Volvo	
48581-001	48598-001	57594-001	Ford	
	48598-002	57594-002	All others	
	48598-003	57594-003	Peterbilt	
48592-001	48602-001	57625-001	Ford	
	48602-002	57625-003	All others	
	48602-003	57625-004	Freightliner	
49229-001	49230-001	47875-001	Mack/Volvo	
57624-001	57625-001		Ford	
	57625-003		All others	
	57625-004		Freightliner	
57593-001	57594-001		Ford	
	57594-002		All others	
	57594-003		Peterbilt	

◆ Obsolete

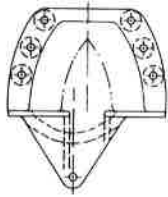
#2 REAR SPRING HANGER (CONTINUED)

CLAMP MOUNT

RT/RTE Spring Hangers

Selection Guides

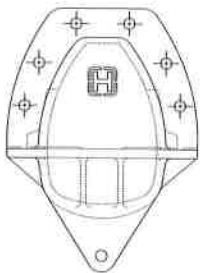
EXTENDED LEAF



CASTING NO.	PART NO.	REPLACEMENT PART NO.	REMARKS
24482-001	24482-001	◆ 35016-011	
	24482-003	◆ 35016-011	
	24482-005	◆ 35016-011	
	31350-001	◆ 35016-011	
	24482-002	◆ 35016-012	
24482-002	24482-004	◆ 35016-012	
	24482-006	◆ 35016-012	
	31350-002	◆ 35016-012	
	35401-001	◆ 35402-001	International
35401-002	35402-002	International	
35401-003	35402-003		
35401-004	35402-004		
35403-001	35404-001		
35403-002	35404-002		
35403-003	35404-003		
34986-001	35016-005	◆ 35016-011	
	35016-007	◆ 35016-011	
	35016-009	◆ 35016-011	
	◆ 35016-011	—	
	35016-013	◆ 35016-011	
34986-002	35016-006	◆ 35016-012	
	35016-008	◆ 35016-012	
	35016-010	◆ 35016-012	
	◆ 35016-012	—	
	35016-016	◆ 35016-012	

RT 650

1½" PIN SIZE



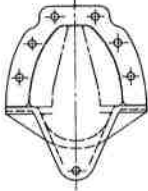
09474-000	◆ 45161-001		Oshkosh	
	◆ 45161-002		Oshkosh	
	◆ 45768-001			
	◆ 45768-002			
	◆ 47381-001		Kenworth	
	◆ 47381-002		Kenworth	
33796-000	◆ 47383-000		Kenworth	
	◆ 33496-000			
	33494-000		GMC, International, Volvo Obsolete	
	◆ 42501-000			
	◆ 45417-000		Ford	
45791-000 or 50595-000	◆ 45445-000		Volvo	
	◆ 47098-000		International	
	45792-001	—	Crane Carrier, GMC, Oshkosh, Peterbilt, Volvo, Freightliner	
	45791-000 or 50595-000	45792-002	—	Peterbilt
		45792-003	—	Peterbilt
46093-001	45792-004	—	Volvo	
	50595-001	45792-001		
46093-002	46094-001	65035-001	Volvo	
46550-000 or 57795-000	46093-002	46094-002	65035-002	Volvo
	46551-001	—	Oshkosh, Peterbilt, Volvo	
	46551-002	—	Ford, GMC	
	46551-003	—	International, Volvo	
	46551-004	—	Freightliner	
	46551-005	—	GMC, International	
	46551-006	—	Kenworth	
	46551-007	—	Volvo	
	46551-008	—	Peterbilt	
57796-001	46551-004			

◆ Obsolete

#2 REAR SPRING HANGER (CONTINUED)

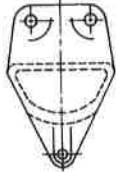
RT/RTE Spring Hangers

FLANGE MOUNT



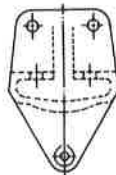
CASTING NO.	PART NO.	REPLACEMENT PART NO.	REMARKS
04667-000	04667-000	◆ 57334-000	
	15583-000	◆ 57334-000	
	24933-000	◆ 57334-000	
	28966-000	◆ 57334-000	
05811-000	◆ 05811-000		
09171-000	◆ 09171-000	—	
	19421-000	◆ 09171-000	
25846-000	◆ 25846-000		No holes in bottom flange
	◆ 30843-000		
45178-000	◆ 45179-000		

2-BOLT PATTERN



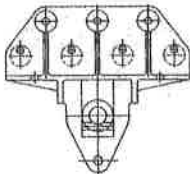
27268-000	◆ 21655-004	—	
	29437-001	◆ 21655-004	
	29437-002		Mack

2-BOLT PATTERN EXTENDED LEAF



30173-000	◆ 28054-001	—	
	28054-002	◆ 28054-001	
	◆ 28054-003		Brockway

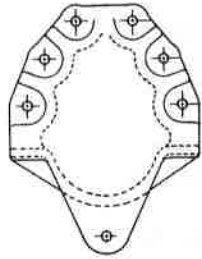
RT 650



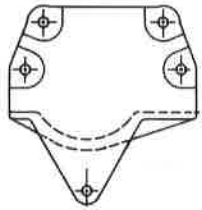
09474-000	◆ 32700-001		
	◆ 32700-002		
	42750-000		

#2 REAR SPRING HANGER (CONTINUED)

WEB MOUNT



CASTING NO.	PART NO.	REPLACEMENT PART NO.	REMARKS	
31014-000	31125-001	—	Dodge	
	35395-001	—		
	31027-000	31129-001	—	Dodge
		31129-002	31129-001	
◆ 35910-001		—		
33162-000	33164-001	—		
	◆ 35910-003	—		
35151-001	◆ 35152-001	—	GMC	
	◆ 35152-002	—	Dodge	
	35152-003	◆ 35152-001		
EXTENDED LEAF				
26753-001	26759-001	◆ 26759-011	2 ⁷ / ₁₆ " hole location	
	◆ 26759-003	—		
	26759-005	◆ 26759-011		
	26759-007	◆ 26759-011		
	26759-009	◆ 26759-011		
	◆ 26759-011	—		
26753-002	26759-002	◆ 26759-012	2 ⁷ / ₁₆ " hole location	
	◆ 26759-004	—		
	26759-006	◆ 26759-012		
	26759-008	◆ 26759-012		
	26759-010	◆ 26759-012		
	◆ 26759-012	—		
31015-001	◆ 31126-001	—		
	31126-003	◆ 31126-001		
31015-002	◆ 31126-002	—		
	31126-004	◆ 31126-002		



**UNDER MOUNT
RT 650**

1 1/2" PIN SIZE			REMARKS
CASTING NO.	PART NO.	REPLACEMENT PART NO.	
11063-001	◆ 11063-001	—	Crane Carrier, FWD, International

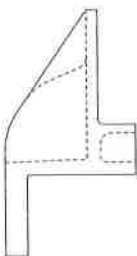
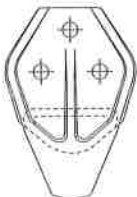
RT/RTE Spring Hangers

Selection Guides

#3 EXTENDED LEAF SPRING HANGER

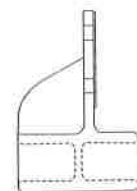
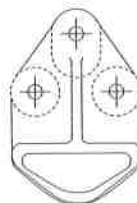
OUTBOARD

WITH AXLE STOP



CASTING NO.	PART NO.	REPLACEMENT PART NO.	REMARKS
46289-001	46331-001	—	Ford, GMC Obsolete
	46331-005	46331-001	Ford, GMC
	46331-010	46331-001	GMC, Western Star
46278-002	46331-002	—	Ford, GMC
	46331-004	—	Freightliner, GMC
	46331-006	—	Ford, GMC Obsolete
46278-003	46331-003	—	Freightliner
46278-003	46331-003	—	GMC, Western Star
47313-000	46331-007	—	Ford, GMC
	46331-013	—	Peterbilt
49251-000	46331-011	—	Ford, GMC
	46331-014	—	Peterbilt

WITHOUT AXLE STOP



26727-000	26727-000	27761-006	
	27761-001	27761-008	
	27761-002	—	1 3/8" hole location
	27761-003	27761-006	
	27761-004	27761-008	
	27761-005	27761-006	
	27761-006	—	1 7/8" hole location
	27761-007	27761-008	
27761-008	—	2 1/4" hole location	
34987-000	45213-000	27761-006	
45321-000	◆ 31042-000	—	Ford
46278-001	46043-000	—	
47313-000	47610-000	—	Ford

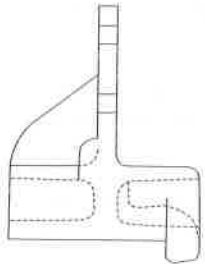
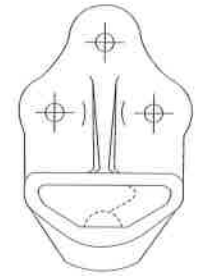
RT/RTE Spring Hangers

Selection Guides

◆ Obsolete

#3 EXTENDED LEAF SPRING HANGER (CONTINUED)

INBOARD



CASTING NO.	PART NO.	REPLACEMENT PART NO.	REMARKS
WITH AXLE STOP			
30248-001	◆ 30249-001 30249-009 ◆ 30249-014		Volvo
30248-002	30249-002	30249-021	Volvo
	30249-010	—	
	30249-017 30249-021	30249-021 —	GMC, Western Star
30248-003	◆ 30249-003		Volvo Ford
	30249-011		
	◆ 30249-015		
30248-004	30249-004	—	GMC
	30249-006	30249-004	
	◆ 30249-007	—	
	30249-016	30249-004	
30248-005	30249-005	—	Volvo
	30249-012	—	
	30249-018	30249-005	
30248-006	30249-008	30249-013	
	30249-013	—	
30248-007	◆ 30249-019		Ford
35397-001	35398-001		International
35397-002	35398-002		
35397-003	35398-003		
35397-004	◆ 35398-004		
35397-005	35398-005		
35397-006	◆ 35398-006		
35397-007	◆ 35398-007		
35397-008	◆ 35398-008		
35397-009	◆ 35398-009		
35397-010	◆ 35398-010		
45812-001	45813-001		
45812-002	45813-002		
45812-003	45813-003		
45812-004	45813-004		
45812-005	45813-005		
45812-006	45813-006		
45812-007	45813-007		
45812-008	45813-008		

RT/RTE Spring Hangers

Selection Guides

◆ Obsolete

RS™ Frame Hangers

Common Drill Patterns and Castings

INTRODUCTION

This RS Frame Hanger guide is intended to aid in the proper identification of originally equipped RS drilled hangers and heavy duty center hangers for Retro fit in the aftermarket. It lists common drill patterns and castings that were in use prior to 1983, 1983 to 1990 and 1990 to date. On glider kit installations, where we do not have control of hanger usage, care should be taken in identification.

GUIDE INSTRUCTIONS

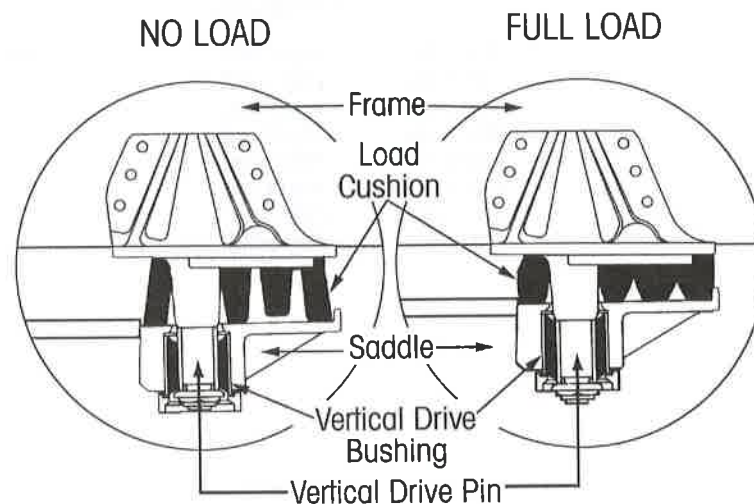
To use this guide, it is important to:

1. Identify the age of the vehicle
2. Measure the outside to outside frame width.
3. Obtain the cast part number and
4. Identify the truck manufacturer

To assist further, we have listed for your reference, the hole diameters and the distance from the bottom of the frame to the first line of holes.

In some cases, where the manufacturer changed drill patterns, but still used the same casting number, we have tried to list the date of this changeover. Hole location dimensions should be used always as a final check.

For any casting number not shown or truck manufacturer not listed, contact our Sales Engineering Department.



FRAME HANGER DESIGN

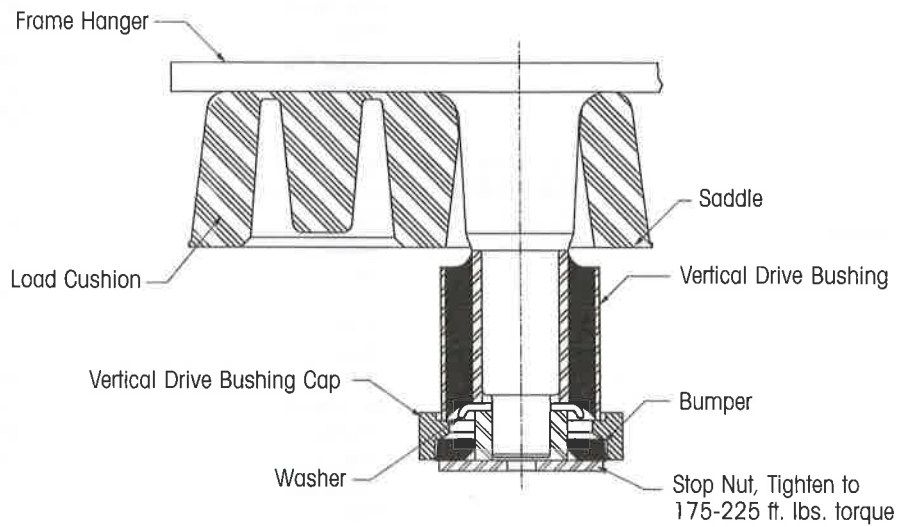
The RS Series suspensions use four rubber load cushions.

Each cushion has an inner cross bar that helps support the load when the vehicle is loaded. An empty vehicle is supported only by the outer edges of the cushions.

VERTICAL DRIVE PIN

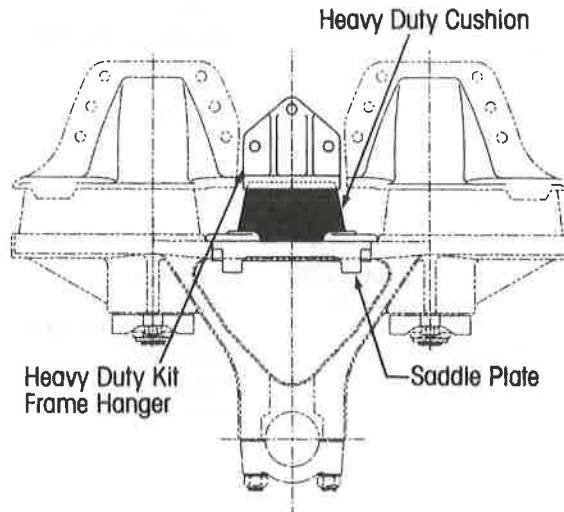
The frame hangers have vertical drive pins that extend down through the load cushions and are secured to rubber vertical drive bushings in the saddle.

A rebound control stop kit consisting of special stop nuts and elastomer bumpers is available to increase stability in high center of gravity or offset loading vehicles. It is optional for 40,000 thru 48,000 lbs. capacities and standard on 52,000 lbs. units.



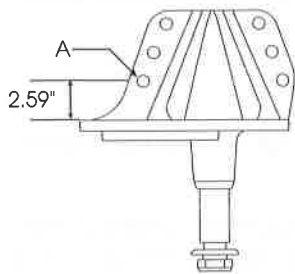
HEAVY DUTY KIT

The heavy duty kit for increased stability consists of an additional round center cushion and related brackets for each side of the chassis. It is optional for 40,000 lbs. capacities and standard on 46,000 thru 52,000 lbs. units.



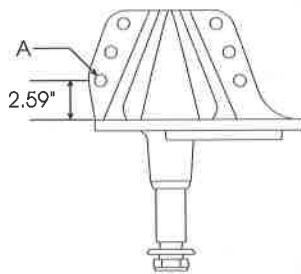
VEHICLES BUILT IN 1990 TO PRESENT

FITS FRAME WIDTH OF 33.94 TO 34.19 (0.09 INCH OFFSET)



CASTING NO.
57063-000
(LHF/RHR)

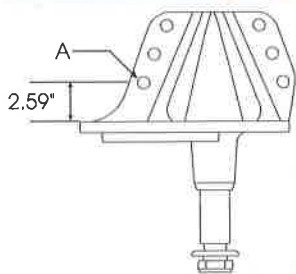
OEM	DIMENSION A	FINISHED NO.
Duplex Truck	0.66	57065-002
Emergency One	0.66	57065-002
Ford	0.83	57065-001
Freightliner	0.66	57065-002
HME	0.66	57065-002
Kenworth	0.66	57065-002
Mack	0.66	57065-002
Marmon	0.66	57065-002
International (Pre-1997)	0.66	57065-002
International	0.66	57065-006
Oshkosh	0.66	57065-002
Peterbilt	0.66	57065-003
Peter Pirsch	0.66	57065-002
Pierce	0.66	57065-002
Savage Mfg.	0.66	57065-002
Sulphen	0.66	57065-002
Western Star	0.66	57065-002



CASTING NO.
57066-000
(RHF/LHR)

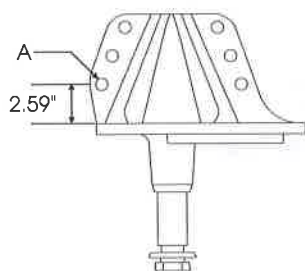
Duplex Truck	0.66	57068-002
Emergency One	0.66	57068-002
Ford	0.83	57068-001
Freightliner	0.66	57068-002
HME	0.66	57068-002
Kenworth	0.66	57068-002
Mack	0.66	57068-002
Marmon	0.66	57068-002
International (Pre-1997)	0.66	57068-002
International	0.66	57068-006
Oshkosh	0.66	57068-002
Peterbilt	0.66	57068-003
Peter Pirsch	0.66	57068-002
Pierce	0.66	57068-002
Savage Mfg.	0.66	57068-002
Sulphen	0.66	57068-002
Western Star	0.66	57068-002

FITS FRAME WIDTH OF 34.44 TO 34.69 (0.34 INCH OFFSET)



CASTING NO.
57057-000
(LHF/RHR)

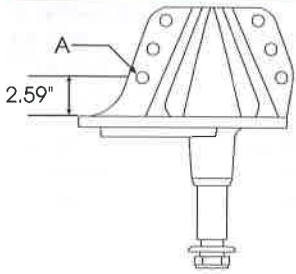
OEM	DIMENSION A	FINISHED NO.
Ford	0.83	57059-001
Freightliner	0.66	57059-003
Mack	0.66	57059-002
International (Pre-1997)	0.66	57059-002
International	0.66	57059-005
Peterbilt	0.66	57059-003
Volvo GM	0.66	57059-002



CASTING NO.
57060-000
(RHF/LHR)

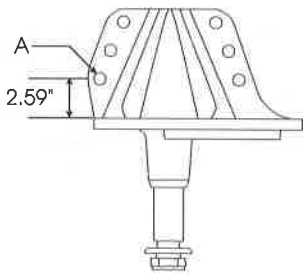
Ford	0.83	57062-001
Freightliner	0.66	57062-003
Mack	0.66	57062-002
International (Pre-1997)	0.66	57062-002
International	0.66	57062-005
Peterbilt	0.66	57062-003
Volvo GM	0.66	57062-002

FITS FRAME WIDTH OF 34.75 TO 35.00 (0.50 INCH OFFSET)



CASTING NO.
57051-000
(LHF/RHR)

OEM	DIMENSION A	FINISHED NO.
Ford	0.83	57053-001
International	0.83	57053-001
Osterlund	0.66	57053-002
Spartan	0.66	57053-002

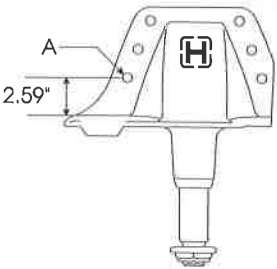


CASTING NO.
57054-000
(RHF/LHR)

Ford	0.83	57056-001
International	0.83	57056-001
Osterlund	0.66	57056-002
Spartan	0.66	57056-002

VEHICLES BUILT IN 1990 TO 1996

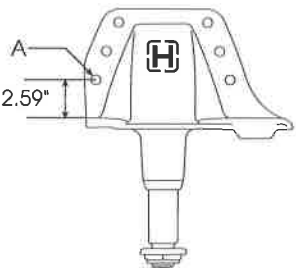
FITS FRAME WIDTH OF 33.94 TO 34.19 (0.09 INCH OFFSET)



CASTING NO.
48219-000
(LHF/RHR)

Replaced in
1994 by
57063-000

OEM	DIMENSION A	FINISHED NO.	REPLACEMENT PART NO.
Duplex Truck	0.66	48220-002	57065-002
Emergency One	0.66	48220-002	57065-002
Ford	0.83	48220-001	57065-001
Freightliner	0.66	48220-002	57065-002
HME	0.66	48220-002	57065-002
Kenworth	0.66	48220-002	57065-002
Mack	0.66	48220-002	57065-002
Marmon	0.66	48220-002	57065-002
International	0.66	48220-002	57065-002
Oshkosh	0.66	48220-002	57065-002
Peterbilt	0.66	48220-003	57065-003
Peter Pirsch	0.66	48220-002	57065-002
Pierce	0.66	48220-002	57065-002
Savage Mfg.	0.66	48220-002	57065-002
Sutphen	0.66	48220-002	57065-002
Western Star	0.66	48220-002	57065-002



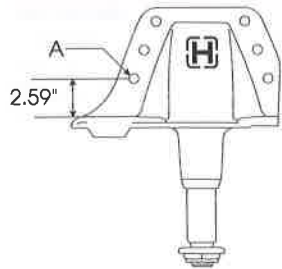
CASTING NO.
48221-000
(RHF/LHR)

Replaced in
1994 by
57066-000

Duplex Truck	0.66	48222-002	57068-002
Emergency One	0.66	48222-002	57068-002
Ford	0.83	48222-001	57068-001
Freightliner	0.66	48222-002	57068-002
HME	0.66	48222-002	57068-002
Kenworth	0.66	48222-002	57068-002
Mack	0.66	48222-002	57068-002
Marmon	0.66	48222-002	57068-002
International	0.66	48222-002	57068-002
Oshkosh	0.66	48222-002	57068-002
Peterbilt	0.66	48222-003	57068-003
Peter Pirsch	0.66	48222-002	57068-002
Pierce	0.66	48222-002	57068-002
Savage Mfg.	0.66	48222-002	57068-002
Sutphen	0.66	48222-002	57068-002

VEHICLES BUILT IN 1990 TO 1996

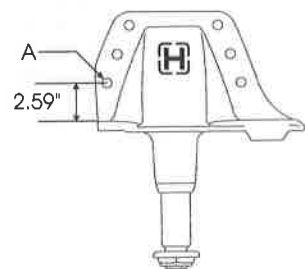
FITS FRAME WIDTH OF 34.44 TO 34.69 (0.34 INCH OFFSET)



CASTING NO.
48215-000
(LHF/RHR)

Replaced in
1994 by
57057-000

OEM	DIMENSION A	FINISHED NO.	REPLACEMENT PART NO.
Ford	0.83	48216-001	57059-001
Freightliner	0.66	48216-003	57059-003
Mack	0.66	48216-002	57059-002
International	0.66	48216-002	57059-002
Peterbilt	0.66	48216-003	57059-003
Volvo GM	0.66	48216-002	57059-002

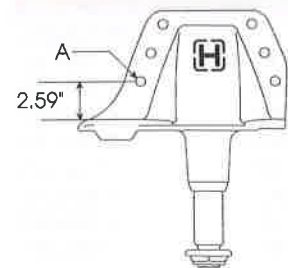


CASTING NO.
48217-000
(RHF/LHR)

Replaced in
1994 by
57060-000

OEM	DIMENSION A	FINISHED NO.	REPLACEMENT PART NO.
Ford	0.83	48218-001	57062-001
Freightliner	0.66	48218-003	57062-003
Mack	0.66	48218-002	57062-002
International	0.66	48218-002	57062-002
Peterbilt	0.66	48218-003	57062-003
Volvo GM	0.66	48218-002	57062-002

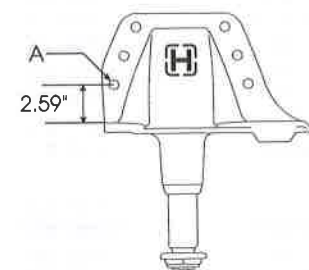
FITS FRAME WIDTH OF 34.75 TO 35.00 (0.50 INCH OFFSET)



CASTING NO.
48211-000
(LHF/RHR)

Replaced in
1994 by
57051-000

OEM	DIMENSION A	FINISHED NO.	REPLACEMENT PART NO.
Ford	0.83	48212-001	57053-001
International	0.83	48212-001	57053-001
Osterlund	0.66	48212-002	57053-002
Spartan	0.66	48212-002	57053-002



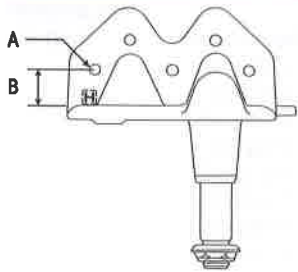
CASTING NO.
48213-000
(RHF/LHR)

Replaced in
1994 by
57054-000

OEM	DIMENSION A	FINISHED NO.	REPLACEMENT PART NO.
Ford	0.83	48214-001	57056-001
International	0.83	48214-001	57056-001
Osterlund	0.66	48214-002	57056-002
Spartan	0.66	48214-002	57056-002

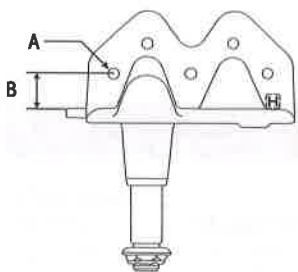
VEHICLES BUILT IN 1983 TO 1990

FITS FRAME WIDTH OF 33.94 TO 34.19 (0.09 INCH OFFSET)



CASTING NO. 47083-000 (LHF/RHR)	OEM	DIMENSION A	DIMENSION B	FINISHED NO.
Undrilled Assy. 47355-003	Advance Mixer	0.66	2.25	47084-002
	Duplex Truck	0.66	2.25	47084-002
	Emergency One	0.66	2.25	47084-002
	Ford	0.83	2.59	47084-001
	Freightliner	0.66	2.25	47084-002
	HME	0.66	2.25	47084-002
	Kenworth	0.66	2.25	47084-002
	Mack	0.66	2.25	47084-002
	Marmon	0.66	2.25	47084-002
	International*	0.66	2.25	47084-002
	Oshkosh	0.66	2.25	47084-002
	Peterbilt	0.66	2.59	47084-003
	Peter Pirsch	0.66	2.25	47084-002
	Pierce	0.66	2.25	47084-002
	Savage Mfg.	0.66	2.25	47084-002
	Sulphen	0.66	2.25	47084-002
	Western Star	0.66	2.25	47084-002

*International Usage started in 1989

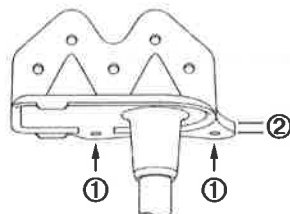
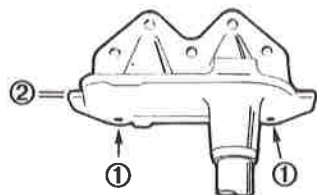


CASTING NO. 47085-000 (RHF/LHR)	OEM	DIMENSION A	DIMENSION B	FINISHED NO.
Undrilled Assy. 47355-004	Advance Mixer	0.66	2.25	47086-002
	Duplex Truck	0.66	2.25	47086-002
	Emergency One	0.66	2.25	47086-002
	Ford	0.83	2.59	47086-001
	Freightliner	0.66	2.25	47086-002
	HME	0.66	2.25	47086-002
	Kenworth	0.66	2.25	47086-002
	Mack	0.66	2.25	47086-002
	Marmon	0.66	2.25	47086-002
	International*	0.66	2.25	47086-002
	Oshkosh	0.66	2.25	47086-002
	Peterbilt	0.66	2.59	47086-003
	Peter Pirsch	0.66	2.25	47086-002
	Pierce	0.66	2.25	47086-002
	Savage Mfg.	0.66	2.25	47086-002
	Sulphen	0.66	2.25	47086-002
	Western Star	0.66	2.25	47086-002

*International Usage started in 1989

OLD

NEW



① OLDER VEHICLES

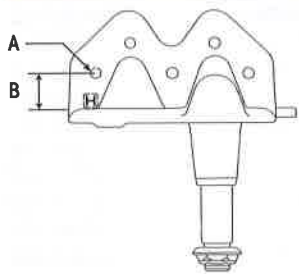
May require 2 new holes to be drilled into the frame inner gusset to accommodate the replacement RS hanger drilling pattern.

② NEW REPLACEMENT HANGERS

Should be used in sets, i.e., if the right-hand front hanger is being replaced, then the right-hand rear hanger should also be replaced. This is due to the mounting height difference, the replacement hanger is 1/8" thicker than the old hanger.

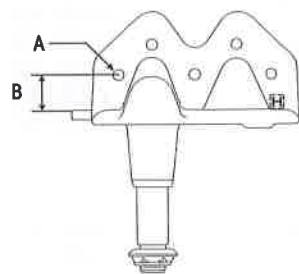
VEHICLES BUILT IN 1983 TO 1990

FITS FRAME WIDTH OF 34.44 TO 34.69 (0.34 INCH OFFSET)



CASTING NO. 47087-000 (LHF/RHR)	OEM	DIMENSION		FINISHED NO.	REPLACEMENT PART NO.
		A	B		
Undrilled Assy. 47355-005	Crane Carrier	0.66	2.25	47088-002	
	Ford	0.83	2.59	47088-001	
	Freightliner	0.66	2.59	47088-003	
	GMC	0.66	2.25	47088-002	
	Mack	0.66	2.25	47088-002	
	International*	0.66	2.25	47088-002	
	Peterbilt	0.66	2.59	47088-003	
	Volvo GM	0.66	2.25	47088-002	

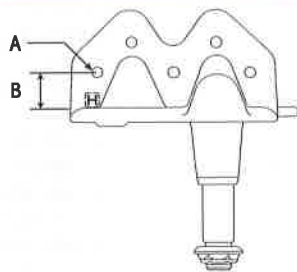
*International Usage started in 1989



CASTING NO. 47089-000 (RHF/LHR)	OEM	DIMENSION		FINISHED NO.	REPLACEMENT PART NO.
		A	B		
Undrilled Assy. 47355-006	Crane Carrier	0.66	2.25	47090-002	
	Ford	0.83	2.59	47090-001	
	Freightliner	0.66	2.59	47090-003	
	GMC	0.66	2.25	47090-002	
	Mack	0.66	2.25	47090-002	
	International*	0.66	2.25	47090-002	
	Peterbilt	0.66	2.59	47090-003	
	Volvo GM	0.66	2.25	47090-002	

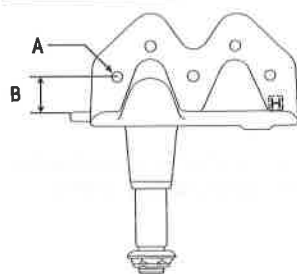
*International Usage started in 1989

FITS FRAME WIDTH OF 34.75 TO 35.00 (0.50 INCH OFFSET)



CASTING NO. 46759-000 (LHF/RHR)	OEM	DIMENSION		FINISHED NO.	REPLACEMENT PART NO.
		A	B		
Undrilled Assy. 47355-009	Ford (Pre 1983)	0.76	2.36	46800-001	48082-035
	Ford	0.83	2.59	46800-003	48082-025
	International*	0.83	2.59	46800-003	48082-025
	Osterlund	0.76	2.36	46800-001	48082-035
	Spartan	0.76	2.36	46800-001	48082-035

*International Usage started in 1989

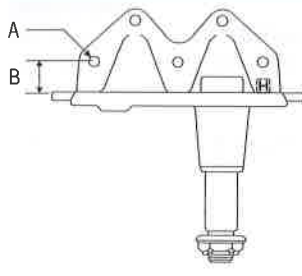


CASTING NO. 46758-000 (RHF/LHR)	OEM	DIMENSION		FINISHED NO.	REPLACEMENT PART NO.
		A	B		
Undrilled Assy. 47355-010	Ford (Pre 1983)	0.76	2.36	46801-001	48082-036
	Ford	0.83	2.59	46801-003	48082-026
	International*	0.83	2.59	46801-003	48082-026
	Osterlund	0.76	2.36	46801-001	48082-036
	Spartan	0.76	2.36	46801-001	48082-036

*International Usage started in 1989

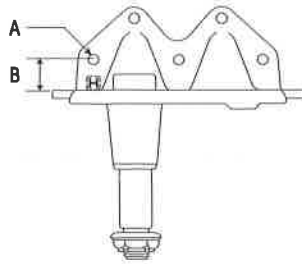
VEHICLES BUILT BEFORE 1983*

FITS FRAME WIDTH OF 33.94 TO 34.19 (0.09 INCH OFFSET)



CASTING NO. 09494-000 (LHF/RHR)	OEM	DIMENSION		FINISHED NO.	REPLACEMENT PART NO.
		A	B		
Undrilled Assy. 31675-001	Advance Mixer	0.66	2.25	21115-010	47084-002
	Chrysler	0.53	1.88	21115-014	47084-004
Replaced by 47355-003	Diamond Reo	0.66	1.88	21115-012	47084-004
	Duplex Truck	0.66	2.25	21115-010	47084-002
	Ford (C Series)	0.56	1.81	21860-002	None
	Freightliner	0.66	2.25	21115-010	47084-002
	GMC (Pre 1976)	0.53	1.88	21115-015	47084-004
	HME	0.66	1.88	21115-004	47084-004
	IHC (Pre 1976)	0.59	1.88	21115-002	47084-002
	IHC*	0.66	2.25	21115-024	47084-006
	Kenworth	0.66	2.25	21115-010	47084-002
	Mack Canada	0.53	1.88	21115-005	47084-004
	Marmon	0.53	1.88	21115-005	47084-004
	Oshkosh (Pre 1976)	0.53	1.88	21115-009	47084-004
	Oshkosh	0.66	2.25	21115-010	47084-002
	Peterbilt	0.66	2.25	21115-010	47084-002
Peter Pirsch	0.66	2.25	21115-010	47084-002	
Riteway	0.66	2.25	21115-010	47084-002	
Savage Mfg.	0.66	1.88	21115-004	47084-004	
Sutphen	0.66	2.25	21115-010	47084-002	
Western Star	0.66	2.25	21115-010	47084-002	
White (Pre 1976)	0.53	1.88	21115-009	47084-004	

*International (IHC) Usage thru 1988



CASTING NO. 09493-000 (RHF/LHR)	OEM	DIMENSION		FINISHED NO.	REPLACEMENT PART NO.
		A	B		
Undrilled Assy. 31675-002	Advance Mixer	0.66	2.25	21116-010	47086-002
	Chrysler	0.53	1.88	21116-014	47086-004
Replaced by 47355-004	Diamond Reo	0.66	1.88	21116-012	47086-004
	Duplex Truck	0.66	2.25	21116-010	47086-002
	Ford (C Series)	0.56	1.81	21861-002	None
	Freightliner	0.66	2.25	21116-010	47086-002
	GMC (Pre 1976)	0.53	1.88	21116-015	47086-004
	HME	0.66	1.88	21116-004	47086-004
	IHC (Pre 1976)	0.59	1.88	21116-020	47086-004
	IHC*	0.66	2.25	21116-029	47086-006
	Kenworth	0.66	2.25	21116-010	47086-002
	Mack Canada	0.53	1.88	21116-005	47086-004
	Marmon	0.53	1.88	21116-005	47086-004
	Oshkosh (Pre 1976)	0.53	1.88	21116-009	47086-004
	Oshkosh	0.66	2.25	21116-010	47086-002
	Peterbilt	0.66	2.25	21116-010	47086-002
Peter Pirsch	0.66	2.25	21116-010	47086-002	
Riteway	0.66	2.25	21116-010	47086-002	
Savage Mfg.	0.66	1.88	21116-004	47086-004	
Sutphen	0.66	2.25	21116-010	47086-002	
Western Star	0.66	2.25	21116-010	47086-002	
White (Pre 1976)	0.53	1.88	21116-010	47086-006	

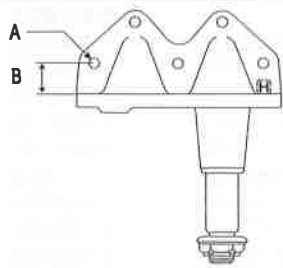
*International (IHC) Usage thru 1988

RS Frame Hangers

Selection Guides

VEHICLES BUILT BEFORE 1983*

FITS FRAME WIDTH OF 33.94 TO 34.19 (0.09 INCH OFFSET)

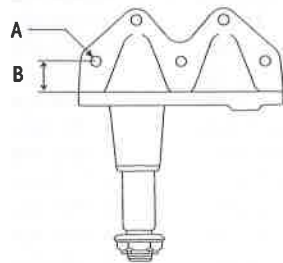


CASTING NO.
23603-000
(LHF/RHR)

Undrilled
Assy. 31675-006

Replaced by
47355-003

OEM	DIMENSION A	DIMENSION B	FINISHED NO.	REPLACEMENT PART NO.
White Autocar (Pre 1976)	0.53	1.88	21221-001	47084-004
Mack	0.53	1.88	21221-003	47084-004

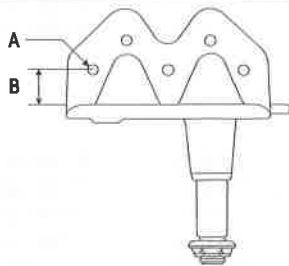


CASTING NO.
23604-000
(RHF/LHR)

Undrilled
Assy. 31675-005

Replaced by
47355-004

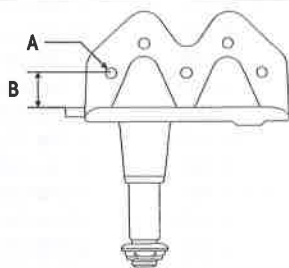
White Autocar (Pre 1976)	0.53	1.88	21220-001	47086-004
Mack	0.53	1.88	21220-003	47086-004



CASTING NO.
31641-000
(LHF/RHR)
(.13 Offset)
Undrilled
Assy. 31675-013

Replaced by
47355-003

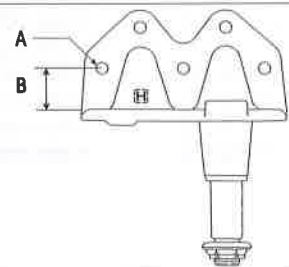
Ford (L Series)	0.76	1.94	31643-001	47084-005
-----------------	------	------	-----------	-----------



CASTING NO.
31642-000
(RHF/LHR)
(.13 Offset)
Undrilled
Assy. 31675-014

Replaced by
47355-004

Ford (L Series)	0.76	1.94	31644-001	47086-005
-----------------	------	------	-----------	-----------

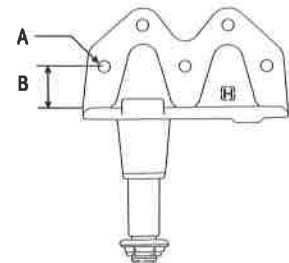


CASTING NO.
44116-000
(LHF/RHR)

Undrilled
Assy. 31675-015

Replaced by
47355-003

Peterbilt (Pre 1975)	0.66	2	44118-001	None
Peterbilt	0.66	2.25	44118-002	None



CASTING NO.
44117-000
(RHF/LHR)

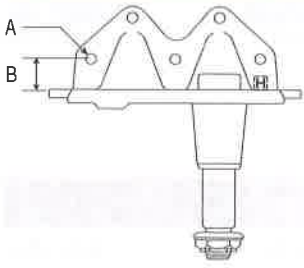
Undrilled
Assy. 31675-016

Replaced by
47355-004

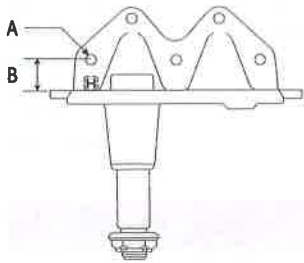
Peterbilt (Pre 1975)	0.66	2	44119-001	None
Peterbilt	0.66	2.25	44119-002	None

VEHICLES BUILT BEFORE 1983*

FITS FRAME WIDTH OF 34.44 TO 34.69 (0.34 INCH OFFSET)

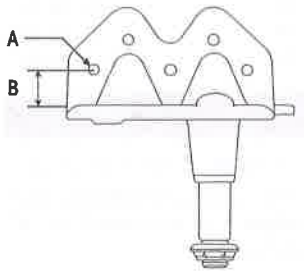


CASTING NO.	OEM	DIMENSION		FINISHED NO.	REPLACEMENT		
		A	B		PART NO.	PART NO.	
09497-000 (LHF/RHR)	American LaFrance	0.66	2.25	21117-016	47088-005		
	Brockway	0.59	1.88	21117-002	47088-004		
	Chrysler	0.59	1.88	21117-002	47088-004		
	Crane Carrier	0.66	2.25	21117-019	47088-002		
	Diamond Reo	0.59	1.88	21117-002	47088-004		
	Undrilled Assy. 31675-003	Ford (C Series)	0.56	1.94	21862-002	None	
		GMC (Pre 1976)	0.66	1.88	21117-003	47088-004	
	Replaced by 47355-005	GMC	0.66	2.25	21117-021	47088-002	
		IHC	0.59	1.88	21117-012	47088-004	
		IHC*	0.66	2.25	21117-016	47088-005	
		Mack Western	0.66	2.25	21117-010	47088-002	
		Pem Fab	0.66	2.25	21117-010	47088-002	
		Spartan	0.66	2.25	21117-016	47088-005	
		White (Pre 1976)	0.59	1.88	21117-002	47088-004	
		White	0.66	2.25	21117-021	47088-002	
	White Autocar (Pre 1976)	0.66	1.88	21222-001	47088-004		
	White Autocar	0.66	2.25	21117-019	47088-002		
	*International (IHC) Usage thru 1988						



CASTING NO.	OEM	DIMENSION		FINISHED NO.	REPLACEMENT		
		A	B		PART NO.	PART NO.	
09498-000 (RHF/LHR)	American LaFrance	0.66	2.25	21118-016	47090-005		
	Brockway	0.59	1.88	21118-002	47090-004		
	Chrysler	0.59	1.88	21118-002	47090-004		
	Crane Carrier	0.66	2.25	21118-019	47090-002		
	Diamond Reo	0.59	1.88	21118-002	47090-004		
	Undrilled Assy. 31675-004	Ford (C Series)	0.56	1.94	21863-002	None	
		GMC (Pre 1976)	0.66	1.88	21118-003	47090-004	
	Replaced by 47355-006	GMC	0.66	2.25	21118-021	47090-002	
		IHC	0.59	1.88	21118-012	47090-004	
		IHC*	0.66	2.25	21118-016	47090-005	
		Mack Western	0.66	2.25	21118-010	47090-002	
		Pem Fab	0.66	2.25	21118-010	47090-002	
		Spartan	0.66	2.25	21118-016	47090-005	
		White (Pre 1976)	0.59	1.88	21118-002	47090-004	
		White	0.66	2.25	21118-021	47090-002	
	White Autocar (Pre 1976)	0.66	1.88	21223-001	47090-004		
	White Autocar	0.66	2.25	21118-019	47090-002		
	*International (IHC) Usage thru 1988						

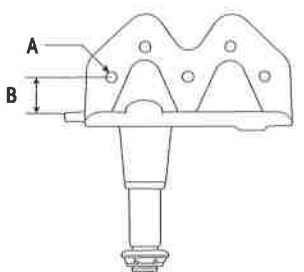
FITS FRAME WIDTH OF 34.75 TO 35.00 (0.50 INCH OFFSET)



CASTING NO.	OEM	DIMENSION		FINISHED NO.	REPLACEMENT	
		A	B		PART NO.	PART NO.
34098-000 (LHF/RHR)	Ford	0.76	2.36	34100-001	48082-035	
	Spartan	0.76	2.36	34100-001	48082-035	

Replaced in
1980 by 46759-000

Undrilled
Assy. 47355-009

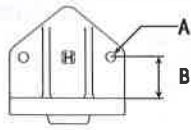


CASTING NO.	OEM	DIMENSION		FINISHED NO.	REPLACEMENT	
		A	B		PART NO.	PART NO.
34099-000 (RHF/LHR)	Ford	0.76	2.36	34101-001	48082-036	
	Spartan	0.76	2.36	34101-001	48082-036	

Replaced in
1980 by 46758-000
Undrilled
Assy. 47355-010

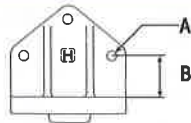
HEAVY DUTY

FITS FRAME WIDTH OF 33.50 (0.19 INCH OFFSET)



CASTING NO.	OEM	DIMENSION A	DIMENSION A	FINISHED NO.
49117-000	Mack	0.66	2.12	49118-000

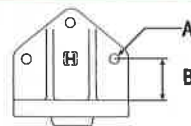
FITS FRAME WIDTH OF 33.94 TO 34.19 (0.09 INCH OFFSET)



CASTING NO.	OEM	DIMENSION A	DIMENSION A	FINISHED NO.
48522-000	Advance Mixer	0.66	1.88	48523-001
	Crane Carrier	0.66	1.88	48523-001
	Duplex Truck	0.66	1.88	48523-001
Replaces	Ford	0.66	2.38	48523-005
20780-000	Freightliner (Pre 1984)	0.66	1.88	48523-001
	Freightliner	0.66	2.25	*48523-003
	HME	0.66	2.25	*48523-003
	Kenworth	0.66	2.25	48523-002
	Mack	0.66	1.88	48523-001
	Marmon	0.66	1.88	48523-001
	International	0.66	1.88	48523-001
	International	0.66	2.25	48523-002
	Oshkosh	0.53	1.88	48523-006
	Peterbilt	0.66	2.25	*48523-003
	Pierce Mfg.	0.66	2.25	48523-002
	Savage Mfg.	0.66	2.25	48523-002
	Western Star (Pre 1988)	0.66	1.88	48523-001
	Western Star	0.66	2.25	48523-002

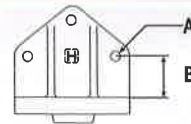
*Obsolete

FITS FRAME WIDTH OF 33.44 TO 34.69 (0.34 INCH OFFSET)



CASTING NO.	OEM	DIMENSION A	DIMENSION A	FINISHED NO.
48524-000	Brockway	0.66	1.88	48525-002
	Ford (C Series)	0.66	2.38	48525-004
	Freightliner	0.66	2.25	48525-001
Replaces	GMC	0.66	2.62	48525-005
30088-000	Mack	0.66	2.25	48525-001
	Peterbilt	0.66	2.25	48525-001

FITS FRAME WIDTH OF 34.75 TO 35.00 (.50 IN. OFFSET)




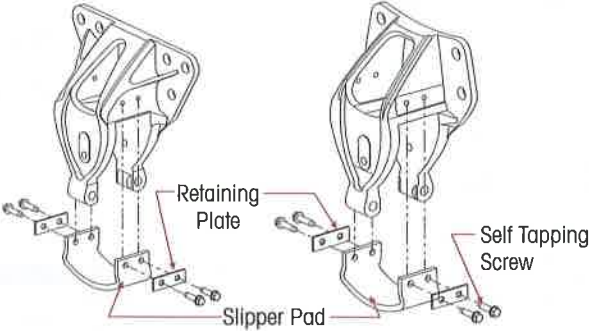

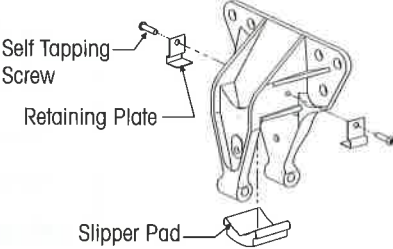

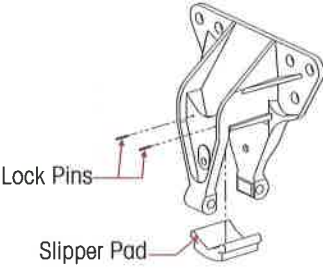

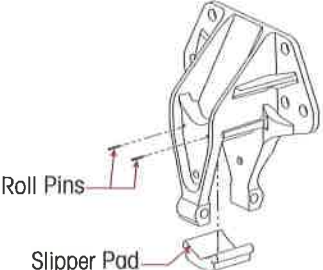
CASTING NO.	OEM	DIMENSION A	DIMENSION A	FINISHED NO.
49119-000	Volvo GM	0.66	2.25	48525-001
	Ford (Pre 1983)	0.66	2.25	49120-002
	Ford	0.66	2.36	49120-001
	Osterlund	0.66	2.25	49120-002
	Spartan	0.66	2.25	49120-002

IMPORTANT NOTE

For replacement RS hangers, Hendrickson recommends a minimum 5/8" Grade 8 bolt with Grade C locknut and hardened washers be used to attach frame hangers to the main frame of the vehicle. With older model vehicles this may require that the holes in the frame be enlarged to accommodate the 5/8" fasteners. Refer to Technical Publication No.17730-064, for proper installation.

HAS™ / HA™ Slipper Pad


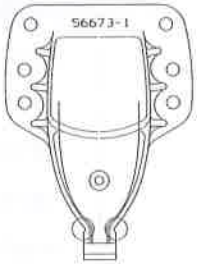


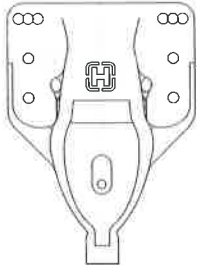


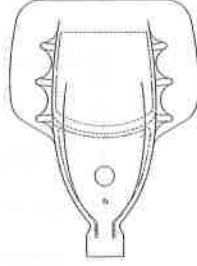
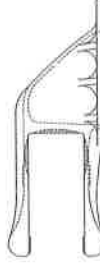
HAS™ Series

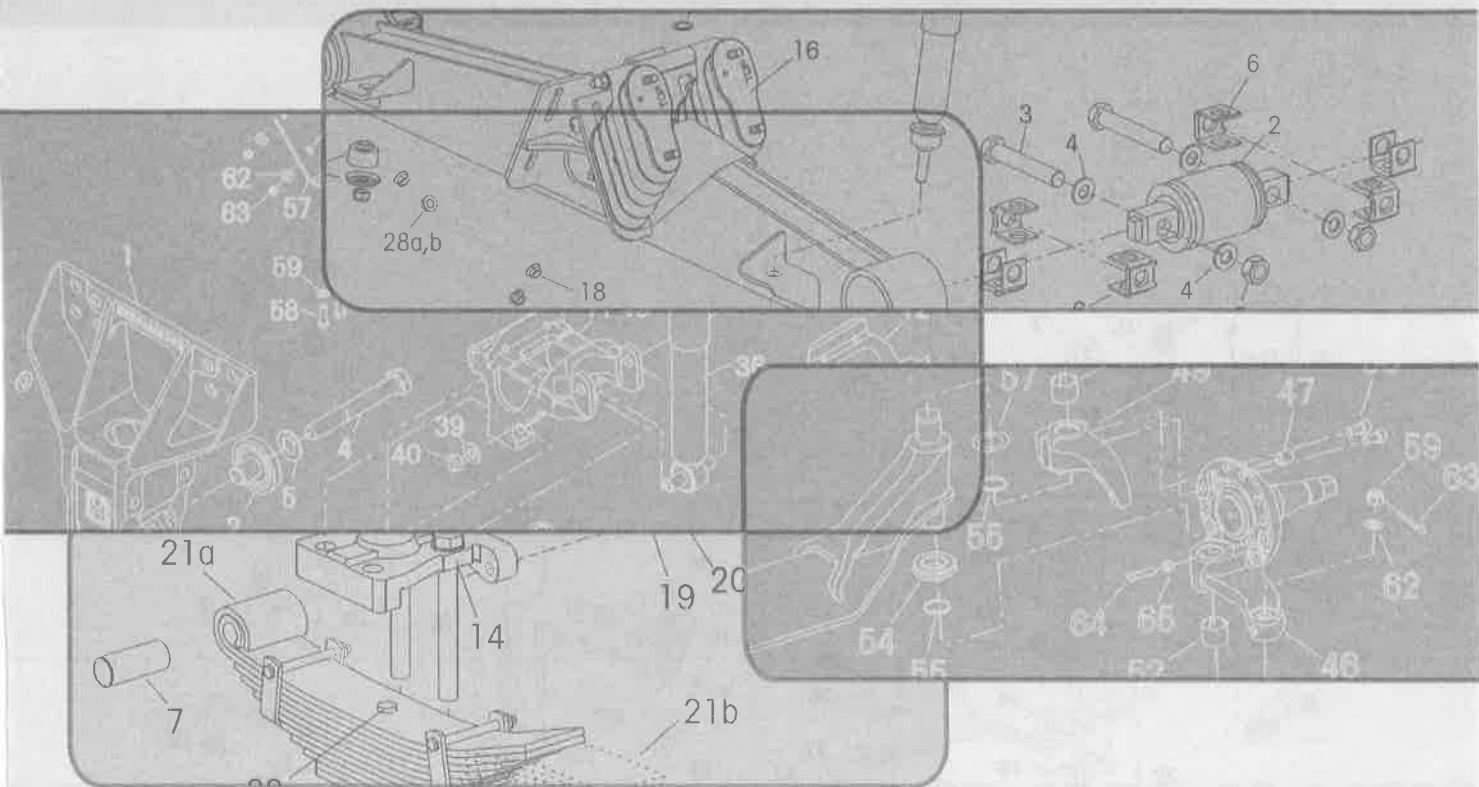
SLIPPER PAD		HANGER	
KIT NO. 56557-002 KIT INCLUDES: • Slipper Pad • Retaining Plate • Self Tapping Screw SLIPPER PAD PART NO. 50612-000 		CASTING NO. 49676-000 49676-000 49848-000 56666-001 56669-001 56669-001 56885-001	PART NO. 50849- 56552- 50027-001 50753-001 56670- 50752- 56887-000
KIT NO. 56557-004 KIT INCLUDES: • Slipper Pad • Retaining Plate • Self Tapping Screw SLIPPER PAD PART NO. 56929-000 		CASTING NO. 57188-001 57476-001	PART NO. 57190- 57478-
KIT NO. 56557-005 KIT INCLUDES: • Slipper Pad • Lock Pins SLIPPER PAD PART NO. 56929-000 		CASTING NO. 57188-001 57476-001 57543-001 58659-001 59043-001 59050-001 59747-001	PART NO. 58425- 58688- 57544- 58661-001 59045- 59052-002 59768-
KIT NO. 56557-006 KIT INCLUDES: • Slipper Pad • Roll Pins SLIPPER PAD PART NO. 56929-000 		CASTING NO. 59050-001	PART NO. 59052-002

HAS / HA Slipper Pads

Selection Guides

HA™ 360/400 — OBSOLETE 7/95, HA™ 460 — OBSOLETE 8/95

SLIPPER PAD		HANGER	
<p>KIT NO. 56557-001</p> <p>KIT INCLUDES:</p> <ul style="list-style-type: none"> • Slipper Pad • Retaining Plate • Self Tapping Screw <p>SLIPPER PAD PART NO. 56908-000</p>   		<p>CASTING NO.</p> <p>49047-000</p> <p>49723-000</p> <p>56672-001</p> <p>56672-001</p>	<p>PART NO.</p> <p>49050-001</p> <p>49726-001</p> <p>56673-001</p> <p>56558-000</p>
<p>KIT NO. 56557-002</p> <p>KIT INCLUDES:</p> <ul style="list-style-type: none"> • Slipper Pad • Retaining Plate • Self Tapping Screw <p>SLIPPER PAD PART NO. 50612-000</p>   		<p>CASTING NO.</p> <p>48442-000</p> <p>48442-000</p> <p>49673-000</p> <p>49676-000</p> <p>56829-001</p> <p>56829-001</p> <p>50291-000</p>	<p>PART NO.</p> <p>48533-</p> <p>50873-</p> <p>50871-000</p> <p>49825-</p> <p>56831-</p> <p>57098-</p> <p>50292-001</p>
<p>KIT NO. 56557-003</p> <p>KIT INCLUDES:</p> <ul style="list-style-type: none"> • Slipper Pad • Retaining Plate • Rivet <p>SLIPPER PAD PART NO. 56908-000</p>   		<p>CASTING NO.</p> <p>56672-001</p>	<p>PART NO.</p> <p>56922-000</p>



Parts Lists

FRONT STEER AXLE SYSTEMS

- | | | | |
|-----|--|-----|-----------------------------------|
| 80 | • AIRTEK® | 158 | • AR2™ |
| 84 | • Freightliner/Western Star/Sterling | 162 | • HTB™ |
| 88 | • Volvo | 164 | • 400LT International Truck |
| 94 | • Blue Bird Buses | 172 | • 210 Spartan Motorhome Chassis |
| 98 | • Mack | | HAS™ |
| 104 | • International Truck | 184 | • Tandem/40LH/Single |
| 108 | • Spartan Motorhome Chassis | 188 | • 210 Spartan Motorhome Chassis |
| 110 | SOFTEK® | 190 | MAXAIR™/AL405™ |
| 116 | • Freightliner/Western Star/Sterling | | PARASTEER™ |
| 118 | • Blue Bird Buses | | |
| 120 | • Monoleaf International Truck | | |
| 122 | • FCCC Motorhome Chassis | 192 | HAULMAAX® |
| 124 | • Workhorse UFO Motorhome Chassis | 196 | HN® |
| 126 | STEERTEK | 206 | RT™/RTE™ |
| | • International Truck 2 Leaf Mechanical Suspension | 212 | RS™ |
| | • International Truck Multilink FAS | 216 | R™ |
| | IFS for Spartan Motorhome Chassis | 220 | HTB™ 175M |
| | | 222 | • Workhorse UFO Motorhome Chassis |

REAR AIR SUSPENSIONS

- | | |
|-----|--------------------|
| 128 | PRIMAAX®/FIREMAAX® |
| 142 | • Kenworth |
| 154 | • COMFORT AIR® |
| 156 | • Blue Bird Buses |
| | • Hino Vehicles |

REAR AIR SUSPENSIONS

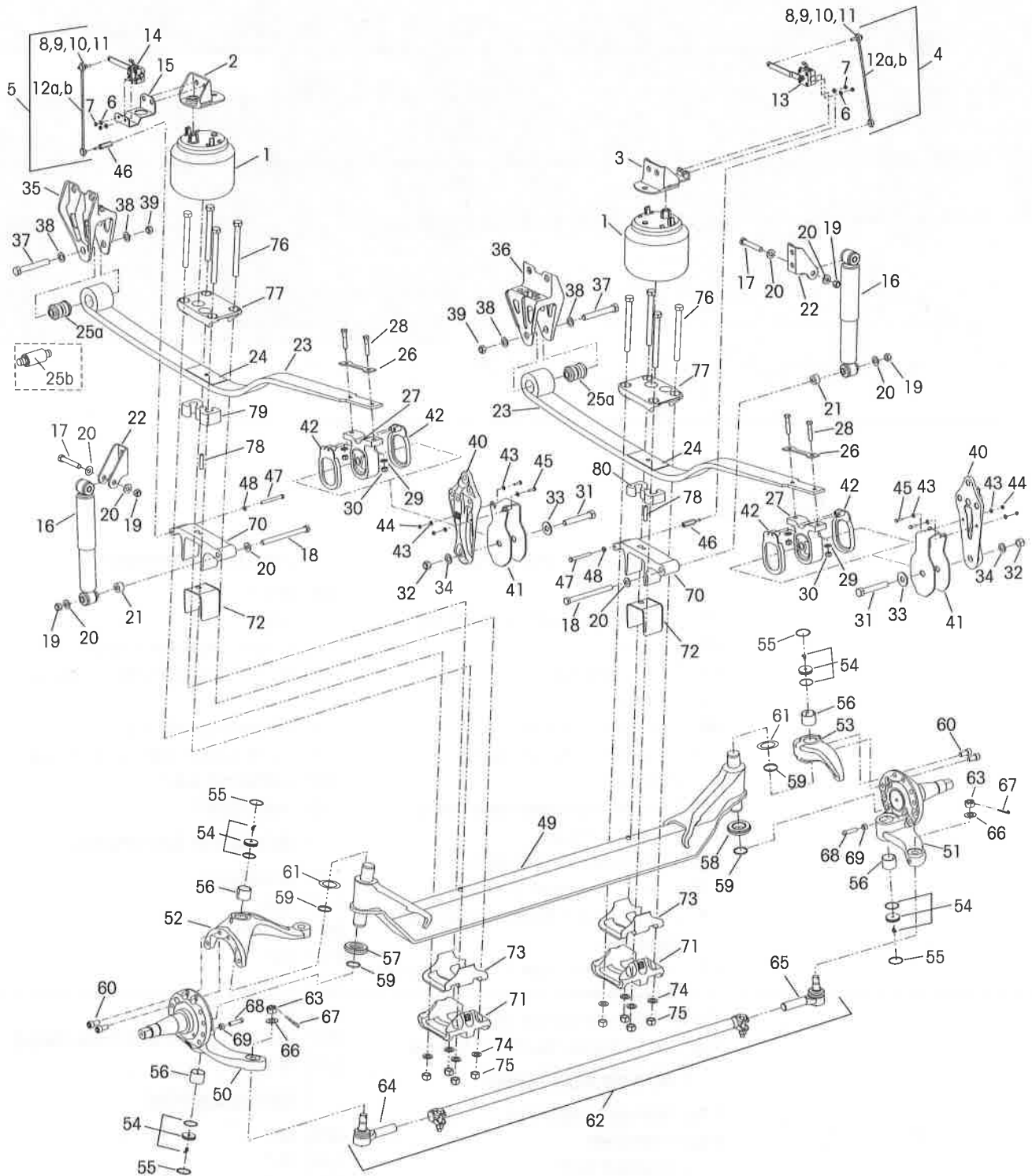
- | | |
|-----|---------------------------------|
| 158 | • AR2™ |
| 162 | • HTB™ |
| 164 | • 400LT International Truck |
| 172 | • 210 Spartan Motorhome Chassis |
| 184 | HAS™ |
| 188 | • Tandem/40LH/Single |
| 190 | • 210 Spartan Motorhome Chassis |
| | MAXAIR™/AL405™ |
| | PARASTEER™ |

MECHANICAL SUSPENSIONS

- | | |
|-----|-----------------------------------|
| 192 | HAULMAAX® |
| 196 | HN® |
| 206 | RT™/RTE™ |
| 212 | RS™ |
| 216 | R™ |
| | HTB™ 175M |
| 220 | • Workhorse UFO Motorhome Chassis |
| 222 | HFS |

PAST GENERATIONS

- | | |
|-----|-----|
| 224 | AR™ |
| 228 | SR™ |
| 232 | V4™ |
| 236 | E4™ |
| 240 | HA™ |



KEY NO.	PART NO.	DESCRIPTION	NO. REQ.
1	59823-002L	Air Spring	2
2	60850-001	LH Air Spring Bracket	1
3	60850-002	RH Air Spring Bracket	1
4	59427-005	RH HCV & Linkage Assembly <i>Replaces 59427-001</i> Includes Key Nos. 6-12a, 14 Century Class S/T, Columbia 1350, Coronado, LC Sterling (Set Back), Western Star (Set Back & Set Forward) 7.0" and 8.0" Ride Ht.	1
	59427-009	<i>Replaces 59427-002</i> Includes Key Nos. 6-11, 12b-13 Western Star (Set Forward & Set Back) 8.5"-10.0" Ride Ht.	1
5	59427-019	LH HCV & Linkage Assembly •Vehicles equipped with dual HCVs, Includes Key Nos. 6-12,14 •See page 5 for vehicles equipped with a single HCV	1
6	22962-028	1/4" Hardened Washer	4
7	49983-000	1/4"-20 UNC Locknut	4
8	17491-011	5/16"-18 UNC Nut	2
9	22962-029	5/16" Hardened Washer	2
10	59016-000	5/16"-18 UNC Locknut	2
11	59169-003	5/16"-18 UNC Stud	2
12a	59428-001	Height Control Valve Linkage	1
12b	59428-002	Height Control Valve Linkage	1
13	59935-002	RH Height Control Valve	1
14	59935-013	LH Height Control Valve	1
15	66256-000	LH HCV Support Bracket •For vehicles equipped with dual HCVs 280mm/315mm, 355mm Ride Ht. Century Class S/T, Columbia, LC Sterling (Set Back) EPA 98/04, Coronado EPA 98/04/07	1
	67636-000	355mm Ride Ht., Classic XL (Set Forward) EPA 98/04/07	1
	67637-000	315, 355mm Ride Ht., Century Class S/T, Columbia, LC Sterling (Set Back), EPA 07	1
	60961-001	Shock Absorber Service Kit, Axle Set, Includes Key Nos. 16-21	1
16	58913-003L	Shock Absorber	2
17	50764-004	3/4"-10 UNC 3.75" Upper Shock Bolt	2
18	58917-009	3/4"-10 UNC 7.0" Lower Shock Bolt	2
19	49842-000	3/4"-10 UNC Hex Locknut	4
20	22962-001	3/4" Hardened Washer	8
21	59946-001	Shock Spacer	2
22	59423-001	Shock Bracket	2
	59930-021	Leaf Spring Assembly, Includes Key Nos. 23-30, 42 Century Class S/T, Columbia 1350, Western Star (Set Back), <i>Replaces 59930-001</i>	2
	59930-023	LH Coronado, <i>Replaces 59930-003</i>	2
	59930-024	RH Coronado, <i>Replaces 59930-004</i>	2
	59930-025	LH LC Sterling (Set Back)	2
	59930-026	RH LC Sterling (Set Back)	2
	59930-027	LH Western Star (Set Forward)	2
	59930-028	RH Western Star (Set Forward)	2
	59930-029	LH Century	2
	59930-030	RH Century	2
23		**Leaf Spring, Included in Assembly above	2
24	59937-001	Galvanized Liner	2
25a	59259-002	Spring Eye Bushing Century Class S/T, Columbia, Constellation Western Star	2
25b	60961-002	**Coronado Rear Spring Mount Service Kit, One Side, Includes Key Nos. 26-30	2
26	58920-000	Spring End Plate	2
27	58918-000	Rear Spring Mount	2

KEY NO.	PART NO.	DESCRIPTION	NO. REQ.
28	30970-011	1/2"-20 UNF-2A 2.25" Hex Bolt <i>Replaces 24531-004</i>	4
29	22962-014	1/2" Flat Washer	4
30	17700-034	1/2"-20 UNF-2B Hex Nylon Locknut, <i>Replaces 49846-000</i>	4
	60961-003	Rear Spring Eye Hardware Service Kit, One Side, Includes Key Nos. 31-34, 42	4
31	50764-008	3/4"-10 UNC 5.0" Hex Bolt	2
32	49842-000	3/4"-10 UNC Locknut	2
33	22962-033	3/4" Wide Washer	2
34	22962-001	3/4" Flat Washer	2
	60961-004	LH Front Hanger Service Kit Includes Key Nos. 35, 37-39 Century Class S/T, Columbia, LC Sterling (Set Back)	1
	60961-005	Century Class S/T 1350, Columbia 1350	1
	60961-017	Constellation Western Star (Set Back)	1
	60961-006	RH Front Hanger Service Kit Includes Key Nos. 36-39 Century Class S/T, Columbia Century Class S/T 1350, Columbia 1350	1
	60961-007	Century Class S/T 1350, Columbia 1350	1
	60961-018	Constellation Western Star (Set Back)	1
35	59832-001	LH Front Hanger Century Class S/T, Columbia	1
	60573-001	Century Class S/T 1350, Columbia 1350	1
	59832-001	Constellation Western Star *LC Sterling (Set Back) *Western Star (Set Forward)	1
36	59832-002	RH Front Hanger Century Class S/T, Columbia	1
	60573-002	Century Class S/T 1350, Columbia 1350	1
	59832-002	Constellation Western Star (Set Back)	1
37	58917-003	3/4"-10 UNC 5.5" Hex Bolt, <i>Replaces 50764-012</i>	2
38	22962-001	3/4" Flat Washer	4
39	49842-000	3/4"-10 UNC-2B Hex Locknut	2
40	59829-001	Rear Hanger, (Casting No. 59825-000) <i>Replaces 59829-000</i>	2
	60961-016	Rear Hanger Clamp Service Kit, One Side, Includes Key Nos. 33, 41-45	2
41	59830-001	Rear Hanger Clamp, <i>Replaces 59830-000</i>	2
42	59346-001	Thrust Washer, <i>Replaces 59346-000</i>	4
43	22962-028	1/4" Hardened Washer	8
44	49983-000	1/4"-20 UNC Locknut	4
45	56935-001	1/4"-20 UNC 1.25" Hex Bolt	4
	60961-008	Link Mount Service Kit, Axle Set, Includes Key Nos. 46-48	4
46	59429-002	Link Mount, <i>Replaces 59310-001</i>	2
47	58035-006	3/8"-16 UNC 3.5" Hex Bolt	2
48	22962-015	3/8" Flat Washer	2
	70952-	Axle Assembly, Includes Key Nos. 49-73 Contact Hendrickson Tech Services for specific part number.	1
49	64905-001	Axle & Kingpin Assembly <i>Replaces 59924-001</i> Coronado, 12K, 4.25 Drop, 70.9 KPI, 315 mm/355 mm Ride Height Constellation Western Star (Set Back) 8.5"/10.0" Ride Height, LC Sterling (Set Back), 315 mm/355 mm Ride Height	1
	64905-002	<i>Replaces 59924-002</i> Century Class S/T, Columbia, 12K, 4.25 Drop, 69 KPI, 315 mm/355 mm Ride Height Western Star (Set Forward) 8.5" and 10.0" Ride Ht.	1
	64905-004	<i>Replaces 59924-004</i> Century Class S/T, Columbia, 12K, 5.36" Drop, 69 KPI, 280 mm/315 mm Ride Height LC Sterling (Set Back) 280 mm Ride Height Western Star (Set Forward) 7" Ride Height	1

KEY NO.	PART NO.	DESCRIPTION	NO. REQ.
50		LH Lower Steering Knuckle Assembly	1
	58900-001	250 Ackermann	
	58900-003	210 Ackermann	
	58900-005	150 Ackermann	
51		RH Lower Steering Knuckle Assembly	1
	58900-002	250 Ackermann	
	58900-004	210 Ackermann	
	58900-006	150 Ackermann	
52		***LH Upper Steering Knuckle Assembly	1
	60903-031	<i>Replaces 60903-001</i> Century Class S/T, Columbia, 5.36 Drop, 69 KPI, 280 mm Ride Height, Western Star (Set Forward), 7.0" Ride Ht. LC Sterling (Set Back), 280 mm Ride Ht.	
	60903-032	<i>Replaces 60903-002</i> Century Class S/T, Columbia, 4.25/5.36 Drop, 69 KPI, 315 mm Ride Ht, Western Star (Set Forward), 8.5" Ride Ht. LC Sterling (Set Back), 315 mm Ride Ht.	
	60903-033	<i>Replaces 60903-003</i> Century Class S/T, Columbia, 4.25 Drop, 69 KPI, 355 mm Ride Height Western Star (Set Forward), 10.0" Ride Ht. LC Sterling (Set Back), 355 mm Ride Ht.	
	60903-035	<i>Replaces 60903-005</i> Western Star (Set Back), 4.25 Drop, 70.9 KPI, 8.5" Ride Height LC Sterling (Set Back) 315 mm Ride Ht.	
	60903-036	<i>Replaces 60903-006</i> Western Star (Set Back), 4.25 Drop, 70.9 KPI, 10.0" Ride Height LC Sterling (Set Back), 355 mm Ride Ht.	
	60903-038L	<i>Replaces 60903-008</i> Coronado, 4.25/5.36 Drop, 70.9 KPI, 315 mm Ride Ht.	
	60903-039	<i>Replaces 60903-009</i> Coronado, 4.25 Drop, 70.9 KPI, 355 mm Ride Ht.,	
53	60904-032	***RH Upper Steering Knuckle Assembly	1
		<i>Replaces 60903-002</i>	
	60961-040	Kingpin Bushing and Bearing Service Kit, Axle Set , Includes Kit Nos. 60961-009 & 60961-039	
	60961-009	LH Kingpin Bushing w/Composite Thrust Bearing Service Kit , Includes Key Nos. 54-57, 59-61, Loctite	
	60961-039	RH Kingpin Bushing w/Roller Thrust Bearing Service Kit , Includes Key Nos. 54-56, 58-61 & Loctite	
54	59156-000	Grease Cap Assembly	4
55	58937-000	Retaining Ring	4
56	58909-000	Kingpin Bushing	4
	60961-043	Thrust Bearing Service Kit, Axle Set , Includes Key Nos. 57-61 & Loctite	
	60961-041	LH Composite Thrust Bearing Service Kit , Includes Key Nos. 57, 59-61 & Loctite	
	60961-042	RH Roller Thrust Bearing Service Kit , Includes Key Nos. 58-61 & Loctite	
57	59828-000	LH Composite Thrust Bearing	1
58	64256-000	RH Roller Thrust Bearing	1
59	58910-000	Kingpin Seal	4
60	60236-001	5/8" Socket Head Cap Screw	4
61	60259-002	Kingpin Shim	2
Not Shown	60937-000	Loctite® (Red) Compound Tube	1
62		****Tie Rod Assembly	1
		4.25 Drop, 70.9 KPI, 216/254/315 mm Ride Ht.	
	64006-001	150 Ackermann, <i>Replaces 64801-001</i>	
	64006-002	200 Ackermann, <i>Replaces 64801-002</i>	
	64006-003	250 Ackermann, <i>Replaces 64801-003</i>	

KEY NO.	PART NO.	DESCRIPTION	NO. REQ.
		4.25 Drop, 69 KPI, 315/355mm Ride Ht.	
	60239-004	150 Ackermann, <i>Replaces 64801-004</i>	
	60239-005	200 Ackermann, <i>Replaces 64801-005</i>	
	60239-006	250 Ackermann, <i>Replaces 64801-006</i>	
		5.36 Drop, 70.9 KPI, 280/315 mm Ride Ht.	
	66699-001	150, 200, 250 Ackermann, <i>Replaces 59948-001, 59948-002 and 59948-006</i>	
	66699-002	250 Ackermann, <i>Replaces 59948-003</i>	
	66699-003	5.36 Drop, 69 KPI, 280/315 mm Ride Ht. 150 and 200 Ackermann, <i>Replaces 59948-004 and 59948-005</i>	
63		***7/8" Castle Nut	2
		**** Tie Rod End Service Kit, Axle Set , Includes Key Nos. 64 and 65	
	60961-010	69 & 70.9 KPI, 4.25 Drop, <i>Replaces 60961-081 and 60961-082</i>	
	60961-139	69 & 70.9 KPI, 5.36 Drop, <i>Replaces 60961-012</i>	
64		**** LH Tie Rod End Service Kit , Includes Key Nos. 66 and 67	
	60961-025	69 & 70.9 KPI, 4.25 Drop, <i>Replaces 60961-083 and 60961-085</i>	
	60931-137	70.9 KPI, 5.36 Drop, <i>Replaces 60961-029</i>	
65		**** RH Tie Rod End Service Kit , Includes Key Nos. 66 and 67	
	60961-026	69 & 70.9 KPI, 4.25 Drop, <i>Replaces 60961-084 and 60961-086</i>	
	60961-138	70.9 KPI, 5.36 Drop, <i>Replaces 60961-030</i>	
66	22962-007	7/8" Flat Washer	2
67	17800-004	Tie Rod Nut Cotter Pin	2
	60961-069	Stop Bolt Service Kit, One Side , Includes Key Nos. 68-69	
68	60238-001	1/2"-13 UNC Square Head Bolt	2
69	60240-000	1/2"-13 UNC Hex Jam Nut	2
70		Top Wrap	2
	59952-001	Century Class S/T, Columbia, 69 KPI, 4.25 Drop, 315 mm Ride Ht. 5.36 Drop, 280 mm Ride Ht. Coronado, 70.9 KPI, 5.36 Drop, 280 mm/315 mm Ride Ht. LC Sterling (Set Back), 70.9 KPI, 4.25 Drop, 315 mm Ride Ht. LC Sterling (Set Back), 69 KPI, 5.36 Drop, 280 mm Ride Ht.	
	59952-002	Century Class S/T, Columbia, 69 KPI, 4.25 Drop, 355 mm Ride Ht. 5.36 Drop, 315 mm Ride Ht Coronado, 70.9 KPI, 4.25 Drop, 355 mm Ride Ht. 5.36 Drop, 315 mm Ride Ht. LC Sterling (Set Back), 70.9 KPI, 4.25 Drop, 355 mm Ride Ht.	
	59952-007	Western Star (Set Back), 70.9 KPI 4.25 Drop, 8.5", 10.0" Ride Ht. Western Star (Set Forward), 69 KPI, 4.25 Drop, 10.0" Ride Ht.	
	59952-016	Western Star (Set Forward), 69 KPI, 4.25 Drop, 8.5" Ride Ht., 5.36 Drop, 7.0" Ride Ht.	
71	64722-001	Bottom Wrap, <i>Replaces 59440-001</i>	2
		Clamp Group Service Kit, One Side , Includes Key Nos. 72-76	
	60961-013	Century Class S/T, Columbia 280 mm/315 mm Ride Ht.	
	60961-014	Century Class S/T, Columbia 355 mm Ride Ht., Western Star 8.5" Ride Ht.	
	60961-019	Constellation (Western Star) 10.0" Ride Ht.	
72	59449-000	Top Axle Wrap Liner	2
73	59845-000	Bottom Axle Wrap Liner	2
74	22962-001	3/4" Flat Washer	8

KEY NO.	PART NO.	DESCRIPTION	NO. REQ.	KEY NO.	PART NO.	DESCRIPTION	NO. REQ.
75	17700-033	3/4"-10 UNC-2B Nylon Locknut	8	79		LH Front Axle Spacer	1
76		3/4"-10 UNC Hex Bolt	8	60244-010		280 mm/315 mm Ride Ht. - 10 mm	
	58917-016	8.5" Length - Century Class S/T, Columbia		60244-030		280 mm/315 mm Ride Ht. - 30 mm	
	58917-017	10.0" Length - Western Star, 8.5" Ride Ht.				• For vehicles equipped with dual HCVs,	
	58917-018	11.5" Length - Western Star 10.0" Ride Ht.		60244-035		Century Class S/T, Columbia, LC Sterling (Set Back) EPA 98/04, Coronado EPA 98/04/07, Classic XL-Set Forward EPA 98/04/07, Century Class S/T, Columbia, LC Sterling (Set Back)	
77	59826-000	Top Pad	2	60244-045		Century Class S/T, Columbia, LC Sterling (Set Back), 355 mm Ride Ht., 4.25 Drop-45 mm 315 mm Ride Ht., 5.36 Drop-45mm Western Star (Set Back & Set Forward) 8.5" Ride Ht., 4.25 Drop - 45 mm	
78		Dowel Pin, 1/2" Diameter	2	60244-080		Western Star (Set Back & Set Forward) 10.0" Ride Ht., 4.25 Drop - 80 mm	
	57159-004	Century Class S/T, Columbia, Coronado, LC Sterling (Set Back), 280 mm/315 mm Ride Ht.		80		RH Front Axle Spacer	1
	57159-005	Century Class S/T, Columbia, Coronado, LC Sterling (Set Back), 5.36 Drop, 355 mm and 315 mm Ride Ht. Western Star (Set Back & Set Forward), 8.5" Ride Ht., 4.25 Drop,		60244-020		Western Star (Set Forward) 7.0" Ride Ht., 5.36 Drop - 20 mm	
	57159-006	Western Star (Set Back & Set Forward) 10.0" Ride Ht., 4.25 Drop		60244-035		Century Class S/T, Columbia, LC Sterling (Set Back) 355 mm Ride Ht., 4.25 Drop-35 mm 315 mm Ride Ht., 5.36 Drop-35 mm Western Star (Set Back & Set Forward) 8.5" Ride Ht., 4.25 Drop-35 mm	
	57159-012	Western Star (Set Forward) 7.0" Ride Ht., 5.36 Drop		60244-070		Western Star (Set Back & Set Forward) 10.0" Ride Ht., 4.25 Drop-70 mm	

Single to Dual Height Control Valve Conversion Kits for Freightliner and Sterling Vehicles

Kit No.	Vehicle	EPA	Ride Height	KIT CONTENTS			
				NO.	DESCRIPTION	QTY.	
58525-029	• Columbia • Century Class S/T • LC Sterling (Set back)	98/04	280 mm/ 315 mm		1	LH HCV, & Linkage Assembly, Includes Fasteners	1
	• Coronado	98/04/07			2	Upper Air Spring Bracket	1
58525-031	• Columbia • Century Class S/T • LC Sterling (Set back)	98/04	355 mm		3	LH HCV Support Bracket	1
	• Coronado	98/04/07			4	Link Mount	1
58525-033	• Classic XL (Set Forward)	98/04/07	355 mm		5	*LH Front Axle Spacer	1
58525-034	• Columbia • Century Class S/T • LC Sterling (Set back) • Cascadia	07	355 mm		6	3/8"-16 UNC 3.5" Bolt	1
	• Classic XL (Set Forward)	98/04/07			7	3/8" Hardened Washer	1
58525-037	• Columbia • Century Class S/T • LC Sterling (Set back) • Cascadia	07	315 mm	* May not be included in all kits			

NOTE: * Not supplied by Hendrickson, used for reference only. Refer to OEM (vehicle manufacturer) for more information.

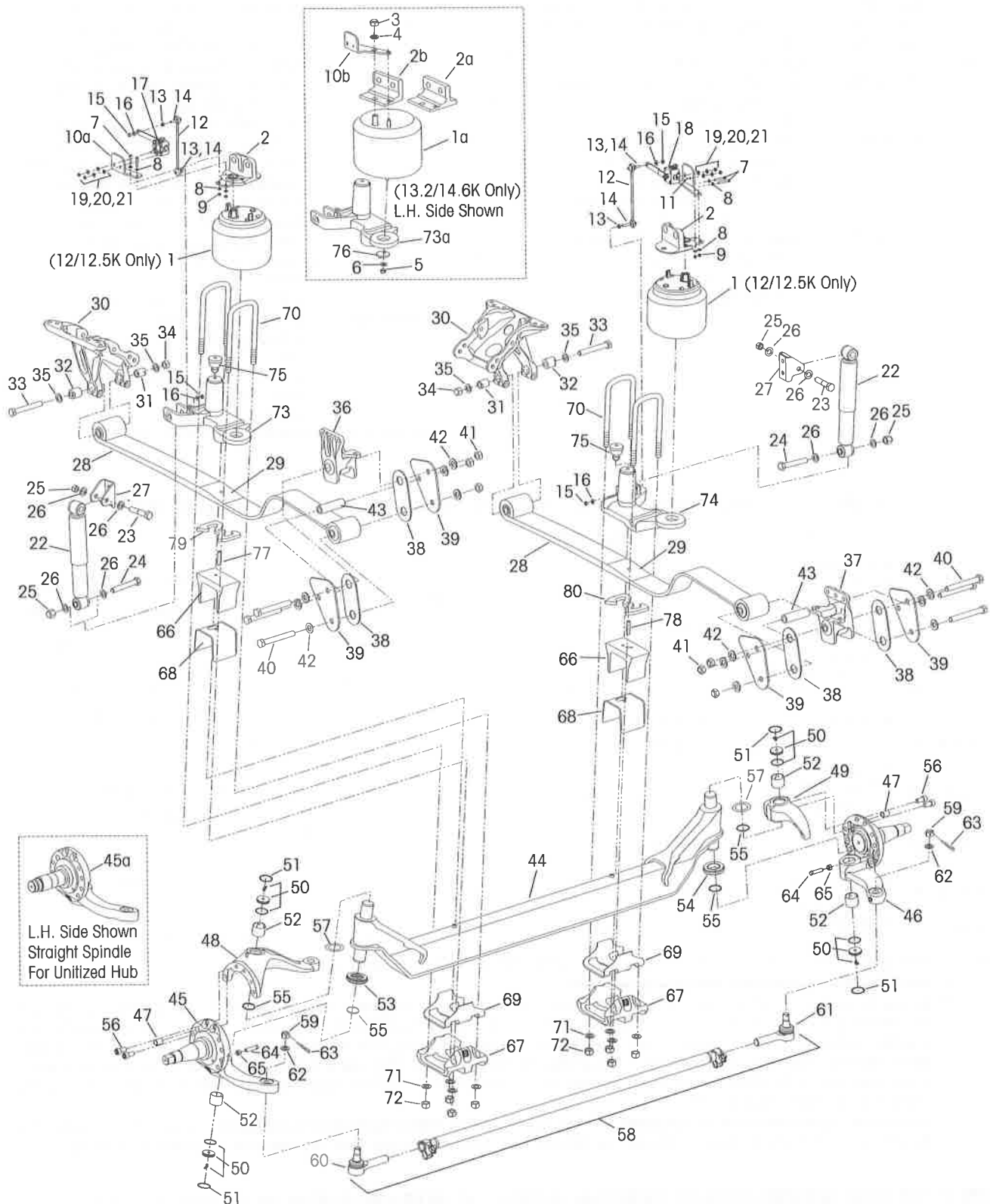
** Item included in assembly only, part not sold separately.

*** All new replacement STEERTEK axles and upper steering knuckle components for Freightliner, Sterling and Western Star Vehicles will incorporate 5/8" fine threaded holes for brake spider mounting bolts. Vehicles built prior to 6/28/2004 that are receiving a replacement of the STEERTEK axle or upper knuckle will require — a change from coarse thread brake spider mounting bolts to fine thread brake spider mounting bolts. The brake spider mounting bolts are supplied separately by Freightliner, Sterling and Western Star, refer to vehicle manufacturer for bolt dimensions and torque specifications. Hendrickson will not be responsible for any damage to the STEERTEK upper knuckle components resulting from using the improper brake spider mounting bolts.

**** Hendrickson supplies different tie rod assemblies and each type may take a different replacement tie rod end kit to service. Prior to ordering find the part number on the tie rod tube, see literature no. SEU-0223 or contact Hendrickson Sales Engineering for corresponding kit numbers.

HENDRICKSON AIRTEK RIDE HEIGHT GAUGE FOR FREIGHTLINER, WESTERN STAR AND STERLING VEHICLES: Literature number 45745-159
Height Gauge can be obtained on-line at www.hendrickson-intl.com/literature/lifform.asp

For Vehicles with Post'07 Engine



KEY NO.	PART NO.	DESCRIPTION	NO. REQ.
1	66349-002L	Air Spring 12K/12.5K, <i>Replaces 60750-002L</i> • Vehicles built between 03/05 and 06/07 equipped with dual HCV's must use Air Spring w/Support Plate Service Kit No. 60961-182	2
1a	60716-002L	13.2K/14.6K	
2		Air Spring Bracket	2
	60757-000	12K/12.5K 266 Rail	
	60976-000	12K/12.5K 300 Rail	
2a	60738-001	13.2K/14.6K 266 Rail	
2b	60738-002	13.2K/14.6K 300 Rail	
		Air Spring Fasteners, Key Nos. 3-6 for 13.2K/14.6K only Key Nos. 7-9 for 12K/12.5K only	
3		*M20 x 2.5-6H Locknut	2
4		*M20 Flat Washer	2
5		*M12 x 1.75-6H Locknut	2
6		*M12 Flat Washer	2
7		*M6 x 1-6G Hex Bolt	4
8		*M6 Flat Washer	8
9		*M6 x 1-6H Locknut	4
		Dual HCV, Link Mount & Linkage Assembly, Includes Key Nos. 10-21 • Vehicles equipped with dual HCVs, built after 03/05	2
	65601-006	LH 12K/12.5K, <i>Replaces 65601-001</i>	
	65601-007	RH 12K/12.5K, <i>Replaces 65601-002</i>	
	65602-006	LH 13.2K/14.6K, <i>Replaces 65602-001</i>	
	65602-007	RH 13.2K/14.6K, <i>Replaces 65602-002</i> • Vehicles equipped with single HCV, built prior to 03/05, see page 87	
		LH Dual Height Control Valve Bracket 12K/12.5K, <i>Replaces 64480-000</i>	1
10a	64480-005	12K/12.5K, <i>Replaces 64480-000</i>	
10b	64481-005	13.2K/14.6K, <i>Replaces 64481-000</i>	
		RH Dual Height Control Valve Bracket 12K/12.5K, <i>Replaces 64480-002</i>	1
11	64480-004	12K/12.5K, <i>Replaces 64480-002</i>	
Not Shown	64481-004	13.2K/14.6K, <i>Replaces 64481-002</i>	
		Dual HCV & Linkage Assembly	2
	59427-025	LH, <i>Replaces 59427-010</i> , Includes Key Nos. 12-17, 19-21	1
	59427-026	RH, <i>Replaces 59427-012</i> , Includes Key Nos. 12-16, 18-21	1
12	59428-004	Height Control Valve Linkage	1
13	64298-000	M8 x 1.25-6H Hex Nut	2
14	59169-002	M8 Link Stud	2
15	64297-000	M8 x 1.25-6H Locknut	2
16	58246-012	M8 Flat Washer	2
17	59935-017	LH HCV, <i>Replaces 59935-006</i>	1
18	59935-016	RH HCV, <i>Replaces 59935-009</i>	1
19	58246-014	M6 Flat Washer, <i>Replaces 22962-028</i>	2
20	17497-001	1/4" Lockwasher	2
21	66388-000	M6 x 1.0-6H Locknut, <i>Replaces 65092-000</i>	2
22	64838-003L	Shock Absorber <i>Replaces 64838-001L, 64838-002L</i>	2
23		*M16 x 2-6G 90 mm Upper Shock Bolt	2
24		*M16 x 2-6G 110 mm Lower Shock Bolt	2
25		*M16 x 2-6H Locknut	4
26		*M16 Flat Washer	8
27	64241-001	Upper Shock Bracket	2
	60961-072	Front Leaf Spring Assembly Service Kit, One Side , Includes Part No. 64772-000 & Key No. 39 (Shackle Plate)	
28	64772-000	Leaf Spring Assembly with Bushings Includes Key No. 29 <i>Replaces 64485-000, 65215-000</i>	2
29		**Steel Galvanized Liner	1
30		*Front Spring Hanger	2
	60961-033	Front Hanger Service Kit, One Side , Includes Key Nos. 31-35	
31	64486-000	Inboard Spring Adapter, <i>Replaces 64162-000</i>	2

KEY NO.	PART NO.	DESCRIPTION	NO. REQ.
32	64487-000	Outboard Spring Adapter, <i>Replaces 64163-000</i>	2
33	58258-009	M20 x 2.5-6G 230 mm Hex Bolt	2
34		*M20 x 2.5-6H Locknut	2
35		*M20 Flat Washer	4
		LH Rear Shackle Bracket Service Kit, One Side Includes Key Nos. 36, 38-43	
	64876-001L	266 Frame Rail	
	64800-001L	300 Frame Rail	
		RH Rear Shackle Bracket Service Kit, One Side Includes Key Nos. 37-43	
	64876-002L	266 Frame Rail	
	64800-002L	300 Frame Rail	
36		LH Rear Shackle Bracket w/Bushing (Cast Part No. 64153-001)	1
	64175-001	266 Frame Rail	
	64176-001	300 Frame Rail	
37		RH Rear Shackle Bracket w/Bushing (Cast Part No. 64153-002)	1
	64175-002	266 Frame Rail	
	64176-002	300 Frame Rail	
	60961-034	Shackle Bracket Service Kit, Axle Set , Includes Key Nos. 38-43	
38	64159-000	Thrust Washer	4
39	64794-000	Shackle Plate, <i>Replaces 64158-000</i>	4
40	58258-008	M20 x 2.5-6G 160 mm Hex Bolt	6
41	58259-001	M20 x 2.5-6H Locknut	6
42	58246-009	M20 Flat Washer	12
43	60631-000	Shackle Stop Spacer	2
	60952-0XX	STEERTEK Axle Assembly , Includes Key Nos. 44-69	1
44		Axle & Kingpin Assembly, 70.9 KPI	1
	64905-001	12K/12.5K, 338/366 mm Ride Ht., 4.25 Drop, <i>Replaces 59924-001</i>	
	64905-003	12K/12.5K, 338 mm Ride Ht., 5.36 Drop	
	64905-005	13.2K/14.6K, 338/366 mm Ride Ht., 4.25 Drop, <i>Replaces 59924-005</i>	
	64905-007	13.2K/14.6K, 338 mm Ride Ht., 5.36 Drop	
45		LH Lower Steering Knuckle Assembly	1
	58900-007	<190 Ackermann STD Hub	
	58900-009	>190 Ackermann STD Hub	
45a	58900-017	<190 Ackermann Unifized Hub	
45a	58900-019	>190 Ackermann Unifized Hub	
46		RH Lower Steering Knuckle Assembly	1
	58900-008	<190 Ackermann STD Hub	
	58900-010	>190 Ackermann STD Hub	
Not Shown	58900-018	<190 Ackermann Unifized Hub	
Not Shown	58900-020	>190 Ackermann Unifized Hub	
47	64246-000	ABS Sensor Sleeve	2
48		LH Upper Steering Knuckle Assembly	1
	60903-011	338 mm Ride Ht.	
	60903-013	366 mm Ride Ht.	
49	60904-002	RH Upper Steering Knuckle Assembly	1
	60961-040	Kingpin Bushing and Bearing Service Kit, Axle Set , Includes Kit Nos. 60961-009 & 60961-039	
	60961-009	LH Kingpin Bushing w/Composite Thrust Bearing Service Kit , Includes Key Nos. 50-53, 55-57 & Loctite	
	60961-039	RH Kingpin Bushing w/Roller Thrust Bearing Service Kit , Includes Key Nos. 50-52, 54-57 & Loctite	
50	59156-000	Grease Cap Assembly	4
51	58937-000	Retaining Ring	4
52	58909-000	Kingpin Bushing	4
	60961-043	Thrust Bearing Service Kit, Axle Set , Includes Key Nos. 53-57 & Loctite	
	60961-041	LH Composite Thrust Bearing Service Kit , Includes Key Nos. 53, 55-57 & Loctite	
	60961-042	RH Roller Thrust Bearing Service Kit , Includes Key Nos. 54-57 & Loctite	

KEY NO.	PART NO.	DESCRIPTION	NO. REQ.	KEY NO.	PART NO.	DESCRIPTION	NO. REQ.
53	59828-000	LH Composite Thrust Bearing	1				
54	64256-000	RH Roller Thrust Bearing	1				
55	58910-000	Kingpin Seal	4				
56	60236-001	5/8" Socket Head Cap Screw	4				
57	60259-002	Kingpin Shim	2				
Not Shown	60937-000	Loctite (Red) Compound Tube	1				
58		Tie Rod Assembly, Includes Key Nos. 59-63	1				
		12K/12.5K					
	60239-001	<190 Ackermann, Replaces 64801-002					
	60239-002	>190 Ackermann, Replaces 64801-003					
		13.2K/14.6K					
	64006-001	<190 Ackermann, Replaces 64442-002					
	64006-002	>190 Ackermann, Replaces 64442-003					
59		**3/8" Castle Nut	2				
		***Tie Rod End Service Kit, Axle Set,					
		Includes LH and RH Tie Rod End Service Kits					
	60961-010	12K/12.5K, Replaces 60961-081					
	60961-011	13.2K/14.6K, Replaces 60961-082					
		***LH Tie Rod End Service Kit,					
		Includes Key Nos. 60, 62-63					
	60961-025	12K/12.5K, Replaces 60961-083					
	60961-027	13.2K/14.6K, Replaces 60961-085					
		***RH Tie Rod End Service Kit,					
		Includes Key Nos. 61-63					
	60961-026	12K/12.5K, Replaces 60961-084					
	60961-028	13.2K/14.6K, Replaces 60961-086					
60		***LH Tie Rod End	1				
	64000-001	12K/12.5K, Replaces 65033-001					
	64002-001	13.2K/14.6K, Replaces 65034-001					
61		***RH Tie Rod End	1				
	64000-002	12K/12.5K, Replaces 65033-002					
	64002-002	13.2K/14.6K, Replaces 65034-002					
62	22962-007	7/8" Flat Washer	2				
63	17800-004	Tie Rod Nut Cotter Pin	2				
64	60238-001	1/2"-13 UNC Square Head Bolt	2				
65	60240-000	1/2"-13 UNC Hex Jam Nut	2				
66	59952-017	Top Axle Wrap,	2				
		Replaces 59952-013 & 59952-014					
67	64722-003	Bottom Axle Wrap,	2				
		Replaces 64014-003 & 60622-003					
		Clamp Group Service Kit, One Side,					
		Includes Key Nos. 68-72					
	60961-185	12K/12.5K and 13.2K/14.6K					
		366 mm Ride Height, 4.25 Drop					
		338 mm Ride Height, 5.36 Drop					
	60961-186	12K/12.5K, 338 mm Ride Ht., 4.25 Drop					
	60961-187	13.2K/14.6K, 338 mm Ride Ht., 4.25 Drop					
	60961-015	Top/Bottom Axle Wrap Liner Service Kit,					
		One Side, Includes Key Nos. 68-69					
68	60508-000	Top Axle Wrap Liner	2				
69	59845-000	Bottom Axle Wrap Liner	2				
70		M20 x 2.5-6G U-bolt	4				
		•Vehicles built with Post'07 Engine, see					
		page 87 for vehicles built with Pre'07 Engine					
	65663-002	12K/12.5K and 13.2K/14.6K					
		366 mm Ride Ht., Bolt Length 275 mm					
	65663-003	12K/12.5K					
		338 mm Ride Ht., Bolt Length 225 mm					
	65663-004	13.2K/14.6K					
		338 mm Ride Ht., Bolt Length 255 mm					
71	58246-009	M20 Flat Washer	8				
72	65072-001	M20 x 2.5-6H Locknut	8				
73		LH Top Pad	1				
		•Vehicles built with Post'07 Engine, see					
		page 87 for vehicles built with Pre'07 Engine					
	67266-001L	266 Frame Rail, Replaces 64517-001,					
		64172-001L, 64725-001L, 65493-001L					
	67300-001L	300 Frame Rail, Replaces 64173-001L,					
		64173-001L, 64727-001L, 65605-001L					
74		RH Top Pad	1				
		•Vehicles built with Post'07 Engine, see					
		page 87 for vehicles built with Pre'07 Engine					
	67266-002L	266 Frame Rail, Replaces 64517-002,					
		64172-002L, 64725-002L, 65493-002L					
	67300-002L	300 Frame Rail, Replaces 64161-002,					
		64173-002L, 64727-002L, 65605-002L					
75	64080-000	Rubber Axle Stop	2				
76	64166-000	Air Spring Adapter for Top Pad	2				
		13.2K/14.6K Only					
77		LH Dowel Pin	1				
		•Vehicles equipped with dual HCVs, built					
		after 03/05					
	57159-004	366 mm Ride Height, 66.8 mm					
		•Vehicles equipped with single HCV built					
		prior to 03/05					
	57159-007	338 mm Ride Height, 79.5 mm					
	57159-012	338 mm Ride Height, 85.9 mm					
	57159-009	366 mm Ride Height, 107.2 mm					
	57159-013	366 mm Ride Height, 115 mm					
78		RH Dowel Pin	1				
		•Vehicles equipped with dual HCVs built					
		after 03/05					
	57159-004	366 mm RRide Height, 66.8 mm					
		•Vehicles equipped with single HCV built					
		prior to 03/05					
	57159-004	338 mm Ride Height, 66.8 mm					
	57159-008	366 mm Ride Height, 94.8 mm					
79		LH Front Axle Spacer	1				
		•Vehicles equipped with dual HCVs built					
		after 03/05					
	64318-028	366 mm Ride Height, 28 mm					
		•Vehicles equipped with single HCV built					
		prior to 03/05					
	64318-012	338 mm Ride Height, 12 mm					
	64318-020	338 mm Ride Height, 20 mm					
	64318-040	366 mm Ride Height, 40 mm					
	64318-048	366 mm Ride Height, 48 mm					
80		RH Front Axle Spacer	1				
		•Vehicles equipped with dual HCVs built					
		after 03/05					
	64318-028	366 mm Ride Height, 28 mm					

NOTE: * Not supplied by Hendrickson, used for reference only. Refer to OEM (vehicle manufacturer) for more information. Hendrickson is not responsible for components supplied by vehicle manufacturer. For assistance with maintenance and rebuild instructions on these components see vehicle manufacturer.

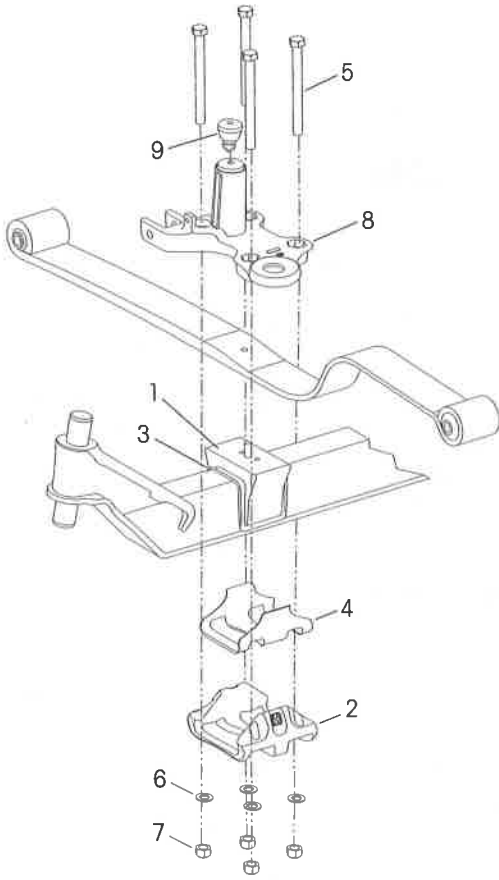
** Item included in assembly only, part not sold separately.

*** Hendrickson supplies different tie rod assemblies and each type may take a different replacement tie rod end kit to service. Prior to ordering find the part number on the tie rod tube, see Hendrickson Literature No. SEU-0223 or contact Hendrickson Sales Engineering for corresponding kit numbers.

HENDRICKSON AIRTEK RIDE HEIGHT GAUGES FOR VOLVO VEHICLES:

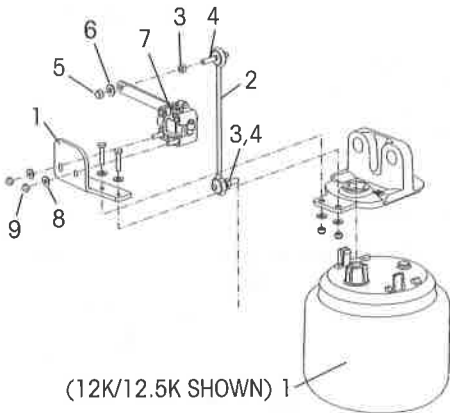
Lit No. 45745-170 (12K/12.5K Capacity) or Lit No. 45745-195 (13.2K/14.6K Capacity). Height Gauges can be obtained on-line at www.hendrickson-intl.com/literature/litform.asp

Top Pad with Hex Bolt
For Vehicles with Pre'07 Engine
(L.H. Side Shown)



KEY NO.	PART NO.	DESCRIPTION	NO.REQ.
1	59952-017	Top Axle Wrap	2
2	64722-003	Bottom Axle Wrap	2
		Clamp Group Service Kit, One Side, Includes Key Nos. 3-7	
		•Vehicles equipped with dual HCVs, built after 03/05 12K/12.5K and 13.2K/14.6K 338 mm Ride Ht. 366 mm Ride Ht.	
	60961-035		
	60961-036		
		•Vehicles equipped with single HCV, built prior to 03/05 12K/12.5K, 338 mm Ride Ht. 12K/12.5K, 366 mm Ride Ht. 13.2K/14.6K, 338 mm Ride Ht. 13.2K/14.6K, 366 mm Ride Ht.	
	60961-035		
	60961-036		
	60961-037		
	60961-038		
3	60508-000	Top Axle Wrap Liner	2
4	59845-000	Bottom Axle Wrap Liner	2
5		M20 x 2.5-6G Hex Bolt	8
		•Vehicles equipped with dual HCVs, built after 03/05 12K/12.5K and 13.2K/14.6K 338 mm Ride Ht., Bolt Length 220 mm 366 mm Ride Ht., Bolt Length 250 mm	
	58258-007		
	58258-011		
		•Vehicles equipped with single HCV, built prior to 03/05 12K/12.5K 338 mm Ride Ht., Bolt Length 230 mm 366 mm Ride Ht., Bolt Length 260 mm 13.2K/14.6K	
	58258-009		
	58258-010		
		338 mm Ride Ht., Bolt Length 220 mm 366 mm Ride Ht., Bolt Length 250 mm	
	58258-007		
	58258-011		
6	58246-009	M20 Flat Washer	8
7	65072-001	M20 x 2.5-6H Locknut	8
8		Top Pad Assembly, (Pre '07 Engine Top Pads are obsolete. If top pad replacement is required, replace with current top pad and U-bolts, see Key Nos. 70, 73 and 74)	
9	64080-000	Rubber Axle Stop	2

Single Height Control Valve
For vehicles built prior to 03/05



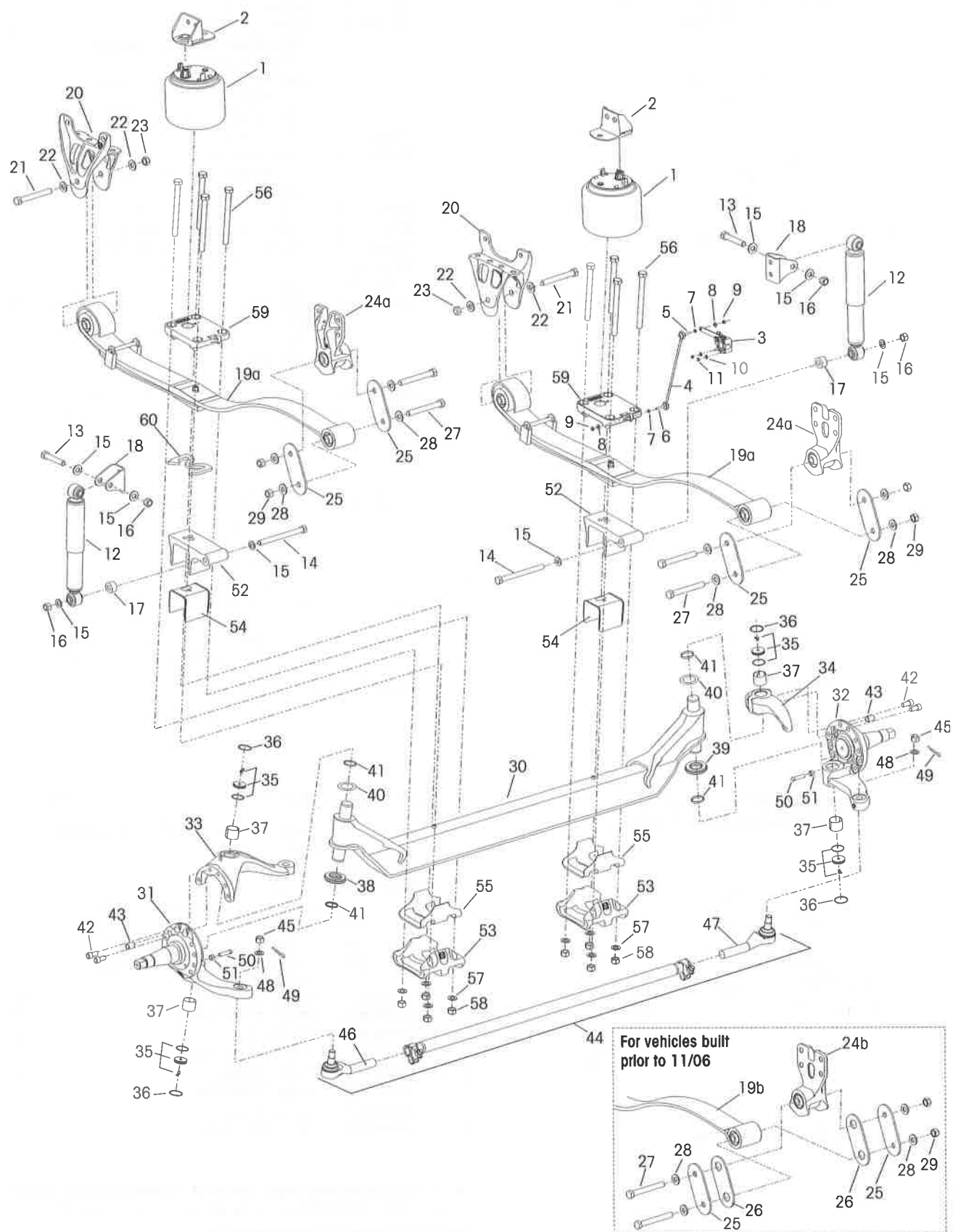
KEY NO.	PART NO.	DESCRIPTION	NO.REQ.
		Single HCV, Link Mount & Linkage Assembly, Includes Key Nos. 1-9	1
	64089-000	12K/12.5K	
	64094-000	13.2K/14.6K	
1		Single Height Control Valve Bracket	1
	64480-000	12K/12.5K	
	64481-000	13.2K/14.6K	
	59427-006	Single Height Control Valve & Linkage Assembly, Includes Key Nos. 2-9	1
2	59428-004	Height Control Valve Linkage	1
3	64298-000	M8 x 1.25-6H Hexnut	2
4	59169-002	M8 Link Stud	2
5	64297-000	M8 x 1.25-6H Locknut	2
6	58246-012	M8 Flat Washer	2
7	59935-003	Height Control Valve	1
8	22962-028	¼" Flat Washer	2
9	49983-000	¼" 20 UNC Locknut	2

Obtain a Hendrickson **Dual Height Control Valve Conversion Kit** to convert a single height control valve to dual height control valve configuration.

Dual Height Control Valve and Linkage Kit

60961-101	12K/12.5K Capacity
60961-102	13.2K/14.6K Capacity

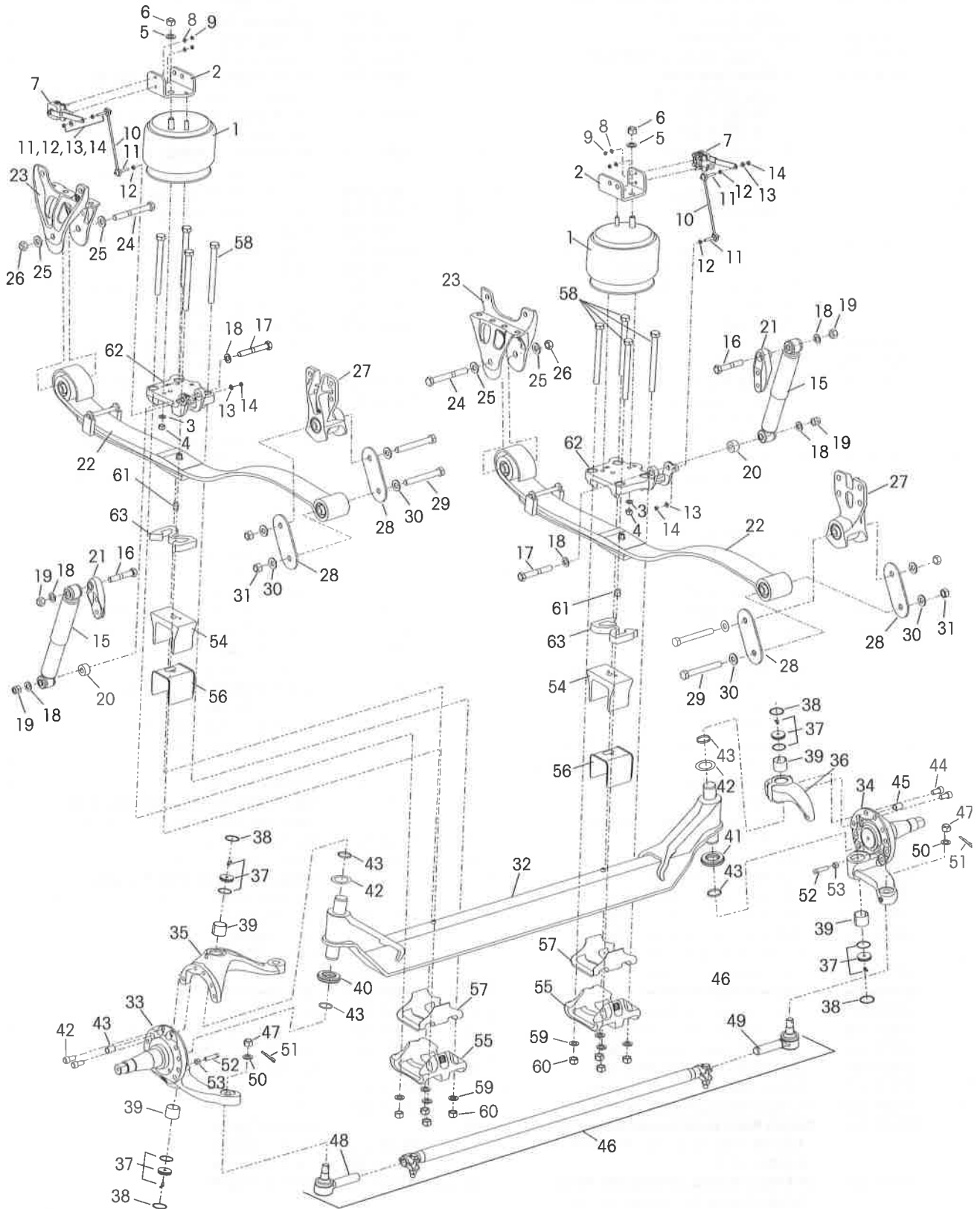
10K Capacity



KEY NO.	PART NO.	DESCRIPTION	NO. REQ.
1	64075-002L	Air Spring	2
2	60850-001	Air Spring Bracket	2
	59427-008	HCV, Link Mount & Linkage Assembly, Includes Key Nos. 3-11	1
3	59935-004	Height Control Valve	1
4	59428-006	HCV Linkage, <i>Replaces 59428-001</i>	1
	64742-001	Link Mount Service Kit, Includes Key Nos. 5-6	1
5		*5/16"-18 UNC 2.07" Stud	1
6		*5/16"-18 UNC 2.44" Stud	1
7		*5/16"-18 UNC Hex Nut	2
8		*5/16" Hardened Washer	2
9		*5/16"-18 UNC Locknut	2
10		*1/4" Hardened Washer	2
11		*1/4"-20 UNC Locknut	2
12	58913-009L	Shock Absorber, <i>Replaces 58913-008</i>	2
13		**3/4"-10 UNC Upper Shock Bolt	2
14		**3/4"-10 UNC Lower Shock Bolt	2
15		**3/4" Hardened Washer	8
16		**3/4"-10 UNC Hex Locknut	4
17	59946-001	Shock Spacer	2
18	59423-002	Shock Bracket	2
	60961-163	Leaf Spring Assembly Service Kit, •Vehicles built prior to 11/06 Includes Key Nos. 19a, 24a, 25	2
		Leaf Spring Assembly	2
19a	66805-001	•Vehicles built after 11/06	
19b	60512-000	•Vehicles built prior to 11/06	
20	64488-002	Front Hanger, <i>Replaces 64488-000</i>	2
21		**M20 170 mm Hex Bolt	2
22		**M20 Hardened Washer	4
23		**M20 Locknut	2
		Rear Shackle Bracket	2
24a	66510-001	•Vehicles built after 11/06	
24b	64316-000	•Vehicles built prior to 11/06	
25	64314-000	Rear Shackle Plate	4
26	64159-000	Thrust Washer	4
		•Only for vehicles built prior to 11/06	
27		**M20 150 mm Hex Bolt	4
28		**M20 Hardened Washer	8
29		**M20 Locknut	4
	60952-XXX	Axle Assembly, Includes Key Nos. 30-55 Contact Hendrickson Tech Serv. for Part No.	1
30	64905-004	Axle & Kingpin Assembly 6.5", 8.5" Ride Ht.	1
31		LH Lower Steering Knuckle Assembly	1
	58900-035	150 Ackermann Air Brake	
	58900-033	200 Ackermann Air Brake	
	58900-031	250 Ackermann Air Brake	
	58900-055	150 Ackermann Hydraulic Brake	
	58900-053	200 Ackermann Hydraulic Brake	
	58900-051	250 Ackermann Hydraulic Brake	
32		RH Lower Steering Knuckle Assembly	1
	58900-036	150 Ackermann Air Brake	
	58900-034	200 Ackermann Air Brake	
	58900-032	250 Ackermann Air Brake	
	58900-056	150 Ackermann Hydraulic Brake	
	58900-054	200 Ackermann Hydraulic Brake	
	58900-052	250 Ackermann Hydraulic Brake	
33	60903-016	LH Upper Steering Knuckle Assembly	1
34	60904-002	RH Upper Steering Knuckle Assembly	1
	60961-040	Kingpin Bushing and Bearing Service Kit, Axle Set, includes Kit Nos. 60961-009 & 60961-039	1
	60961-009	LH Kingpin Bushing w/Composite Thrust Bearing Service Kit, Includes Key Nos. 35-38, 40-42 & Loctite	1

KEY NO.	PART NO.	DESCRIPTION	NO. REQ.
	60961-039	RH Kingpin Bushing w/Roller Thrust Bearing Service Kit, Includes Key Nos. 35-37, 39-42 & Loctite	1
35	59156-000	Grease Cap Assembly	4
36	58937-000	Retaining Ring	4
37	58909-000	Kingpin Bushing	4
	60961-043	Thrust Bearing Service Kit, Axle Set, Includes Kit Nos. 60961-041 & 60961-042	1
	60961-041	LH Composite Thrust Bearing Service Kit, Includes Key Nos. 38, 40-42, Loctite	1
	60961-042	RH Roller Thrust Bearing Service Kit, Includes Key Nos. 39-42, Loctite	1
38	59828-000	LH Composite Thrust Bearing	1
39	64256-000	RH Roller Thrust Bearing	1
40	60259-002	Kingpin Shim - 0.047"	2
Not Shown	60259-001	Kingpin Shim - 0.005" (As needed for service)	
41	58910-000	Kingpin Seal	4
42	60236-001	5/8"-11 UNC Socket Head Cap Screw	4
Not Shown	60937-000	Loctite (Red) Compound Tube	1
43	64246-000	ABS Sensor Sleeve	2
44		***Tie Rod Assembly, 10K, 5.36 Drop, Includes Key Nos. 45-49	1
	66699-003	200 Ackermann <i>Replaces 59948-005</i>	
	66699-001	250 Ackermann <i>Replaces 59948-006</i>	
45		*7/8" Castle Nut	2
	60961-139	***Tie Rod End Service Kit, Axle Set, <i>Replaces 60961-012</i> Includes Kit Nos. 60961-137 & -138	1
	60961-137	***LH Tie Rod End Service Kit, <i>Replaces 60961-029</i> Includes Key Nos. 46, 48-49	1
	60961-138	***RH Tie Rod End Service Kit, <i>Replaces 60961-030</i> Includes Key Nos. 47-49	1
46	66645-001	***LH Tie Rod End, <i>Replaces 64004-001</i>	1
47	66645-002	***RH Tie Rod End, <i>Replaces 64004-002</i>	1
48	22962-007	7/8" Flat Washer	2
49	17800-004	Tie Rod Nut Cotter Pin	2
	60961-069	Stop Bolt Service Kit, One Side, Includes Key Nos. 50-51	1
50	60238-001	1/2"-13 UNC Square Head Bolt	2
51	60240-000	1/2"-13 UNC Hex Jam Nut	2
52	59952-003	Top Axle Wrap	2
53	64722-003	Bottom Axle Wrap	2
	60961-015	Top/Bottom Axle Wrap Liner Service Kit, One Side, Includes Key Nos. 54-55	1
54	60508-000	Top Axle Wrap Liner	2
55	59845-000	Bottom Axle Wrap Liner	2
		Clamp Group Service Kit, One Side, Includes Key Nos. 56-58	
	60961-051	6.5" Ride Ht.	
	60961-052	8.5" Ride Ht.	
56		3/4"-16 UNF Hex bolt	8
	21867-044	6.5" Ride Ht. - 10.0"	
	21867-045	8.5" Ride Ht. - 12.0"	
57	22962-001	3/4" Flat Washer	8
58	17700-035	3/4"-16 UNF-2B Nylon Locknut	8
Not Shown	18831-021	Dowel Pin, 8.5" Ride Ht. - 2.0"	2
59		Top Pad	
	64516-001	LH	1
	64516-002	RH	1
60		Front Axle Spacer	
	64536-010	LH 6.5" Ride Ht.	1
	64536-060	LH 8.5" Ride Ht.	1
Not Shown	64536-050	RH 8.5" Ride Ht.	1

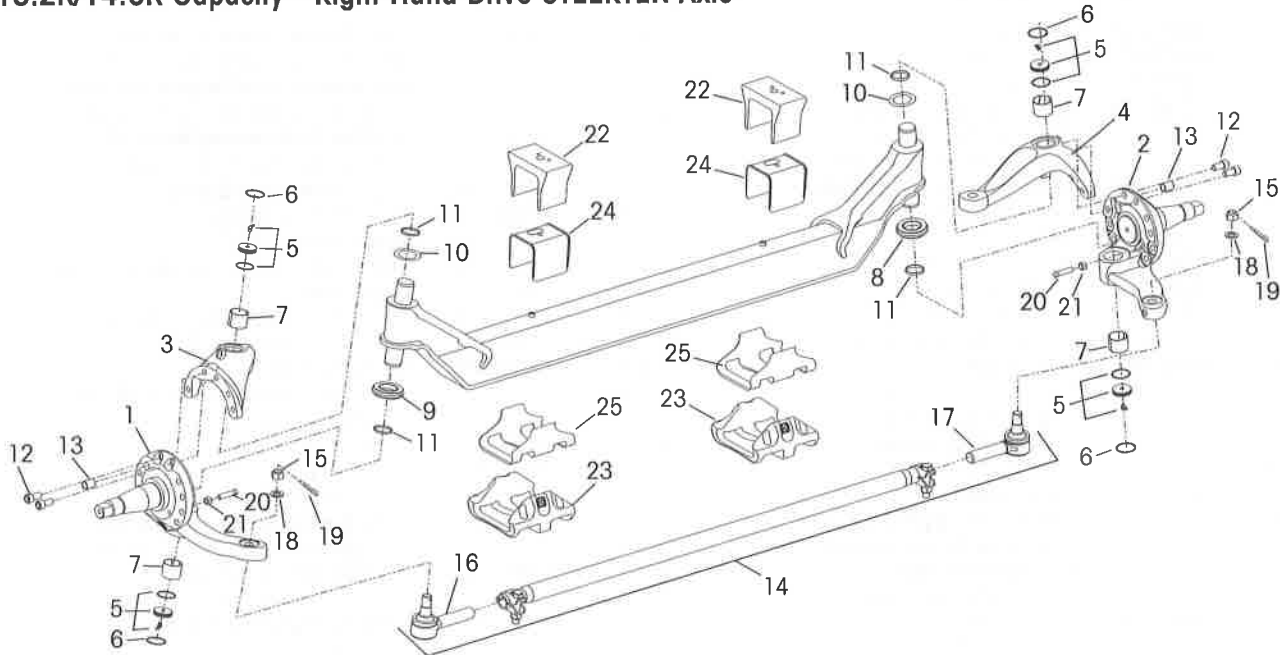
14.6K Capacity - Left Hand Drive STEERTEK Axle



KEY NO.	PART NO.	DESCRIPTION	NO. REQ.
1	66865-002L	Air Spring	2
2	66807-001	Air Spring Bracket	2
3	22962-014	1/2" Hardened Washer	2
4	17730-015	1/2"-13 UNC Nylon Locknut	2
5		**3/4" Hardened Washer	2
6		**3/4"-10 UNC Nylon Locknut	2
	59013-000	Height Control Valve Assembly, Includes Key Nos. 7-9	2
7	60501-000	Height Control Valve	2
8	22962-028	1/4" Hardened Washer	4
9	49983-000	1/4"-20 UNC Locknut	4
	66825-001	HCV Linkage Assembly, Includes Key Nos. 10-14	2
10	59428-005	HCV Linkage	2
11		*5/16"-18 UNC 2.44" Stud	4
12		*5/16"-18 UNC Hex Nut	4
13		*5/16" Hardened Washer	4
14		*5/16"-18 UNC Locknut	4
15	58913-011L	Shock Absorber	2
16		**3/4"-10 UNC Upper Shock Bolt	2
17		**3/4"-10 UNC Lower Shock Bolt	2
18		**3/4" Hardened Washer	6
19		**3/4"-10 UNC Hex Locknut	4
20	59946-006	Shock Spacer	2
21	65000-002	Shock Bracket	2
22	66805-001	Leaf Spring Assembly	2
23	64488-002	Front Hanger	2
24		**M20 170 mm Hex Bolt	2
25		**M20 Hardened Washer	4
26		**M20 Locknut	2
27	66510-001	Rear Shackle Bracket	2
28	64314-000	Rear Shackle Plate	4
29		**M20 150 mm Hex Bolt	4
30		**M20 Hardened Washer	8
31		**M20 Locknut	4
	60952-XXX	Axle Assembly, Includes Key Nos. 32-57 Contact Hendrickson Tech Serv. for Part No.	1
32		Axle & Kingpin Assembly 6.8", 7.8", 8.8" and 9.8" Ride Ht.	1
	64905-004	13.2K	
	64905-007	14.6K	
33		LH Lower Steering Knuckle Assembly	1
	58900-035	150 Ackermann Air Brake	
	58900-033	200 Ackermann Air Brake	
	58900-031	250 Ackermann Air Brake	
	58900-055	150 Ackermann Hydraulic Brake	
	58900-053	200 Ackermann Hydraulic Brake	
	58900-051	250 Ackermann Hydraulic Brake	
34		RH Lower Steering Knuckle Assembly	1
	58900-036	150 Ackermann Air Brake	
	58900-034	200 Ackermann Air Brake	
	58900-032	250 Ackermann Air Brake	
	58900-056	150 Ackermann Hydraulic Brake	
	58900-054	200 Ackermann Hydraulic Brake	
	58900-052	250 Ackermann Hydraulic Brake	
35	60903-055	LH Upper Steering Knuckle Assembly	1
36	60904-002	RH Upper Steering Knuckle Assembly	1
	60961-040	Kingpin Bushing and Bearing Service Kit, Axle Set , Includes Kit Nos. 60961-009 & 60961-039	
	60961-009	LH Kingpin Bushing w/Composite Thrust Bearing Service Kit , Includes Key Nos. 37-40, 42-44, Loctite	
	60961-039	RH Kingpin Bushing w/Roller Thrust Bearing Service Kit , Includes Key Nos. 37-39, 41-44, Loctite	
37	59156-000	Grease Cap Assembly	4
38	58937-000	Retaining Ring	4
39	58909-000	Kingpin Bushing	4

KEY NO.	PART NO.	DESCRIPTION	NO. REQ.
	60961-043	Thrust Bearing Service Kit, Axle Set , Includes Kit Nos. 60961-041 & 60961-042	
	60961-041	LH Composite Thrust Bearing Service Kit , Includes Key Nos. 40, 42-44, Loctite	
	60961-042	RH Roller Thrust Bearing Service Kit , Includes Key Nos. 41-44, Loctite	
40	59828-000	LH Composite Thrust Bearing	1
41	64256-000	RH Roller Thrust Bearing	1
42	60259-002	Kingpin Shim - 0.047"	2
Not Shown	60259-001	Kingpin Shim - 0.005" (As needed for service)	
43	58910-000	Kingpin Seal	4
44	60236-001	5/8"-11 UNC Socket Head Cap Screw	4
Not Shown	60937-000	Loctite (Red) Compound Tube	1
45	64246-000	ABS Sensor Sleeve	2
46		***Tie Rod Assembly, 14.6K, 5.36 Drop, Includes Key Nos. 47-51	1
	64006-002	150/200 Ackermann	
	64006-003	250 Ackermann	
47		*7/8" Castle Nut	2
	60961-011	*** Tie Rod End Service Kit, Axle Set , Includes Kit Nos. 60961-027 & -028	
	60961-027	*** LH Tie Rod End Service Kit , Includes Key Nos. 48, 50-51	
	60961-028	*** RH Tie Rod End Service Kit , Includes Key Nos. 49-51	
48	64002-001	***LH Tie Rod End	1
49	64002-002	***RH Tie Rod End	1
50	22962-007	7/8" Flat Washer	2
51	17800-004	Tie Rod Nut Cotter Pin	2
	60961-069	Stop Bolt Service Kit, One Side , Includes Key Nos. 52-53	
52	60238-001	1/2"-13 UNC Square Head Bolt	2
53	60240-000	1/2"-13 UNC Hex Jam Nut	2
54	59952-026	Top Axle Wrap	2
55	64722-003	Bottom Axle Wrap	2
	60961-015	Top/Bottom Axle Wrap Liner Service Kit, One Side , Includes Key Nos. 56-57	
56	60508-000	Top Axle Wrap Liner	2
57	59845-000	Bottom Axle Wrap Liner	2
		Clamp Group Service Kit, One side , Includes Key Nos. 58-60	
	60961-051	6.8" Ride Ht.	
	60961-146	7.8" Ride Ht.	
	60961-052	8.8" Ride Ht.	
	60961-147	9.8" Ride Ht.	
58		3/4"-16 UNF Hex bolt	8
	21867-044	6.8" Ride Ht. - 10.0"	
	21867-027	7.8" Ride Ht. - 11.0"	
	21867-045	8.8" Ride Ht. - 12.0"	
	21867-035	9.8" Ride Ht. - 13.0"	
59	22962-001	3/4" Flat Washer	8
60	17700-035	3/4"-16 UNF-2B Nylon Locknut	8
61		Dowel Pin	
		6.8" Ride Ht.	None Req.
	18831-022	7.8" Ride Ht. - 1.13"	2
	18831-021	8.8" Ride Ht. - 2.0"	2
	18831-023	9.8" Ride Ht. - 3.0"	2
62		Top Pad	
	66814-001	LH	1
	66814-002	RH	1
63		LH/RH Front Axle Spacer	
		6.8" Ride Ht.	None Req.
	64536-025	7.8" Ride Ht.	2
	64536-050	8.8" Ride Ht.	2
	64536-075	9.8" Ride Ht.	2

13.2K/14.6K Capacity - Right Hand Drive STEERTEK Axle



KEY NO.	PART NO.	DESCRIPTION	NO. REQ.
		STEERTEK Axle Assembly, Includes Key Nos. 1-25	1
	67905-402	SOFTEK Standard Drop - 13.2K	
	67905-404	AIRTEK Deep Drop - 13.2K	
	67905-405	SOFTEK Standard Drop - 14.6K	
	67905-407	AIRTEK Deep Drop - 14.6K	
1		LH Lower Steering Knuckle Assembly	1
	58900-035	150 Ackermann Air Brake	
	58900-033	200 Ackermann Air Brake	
	58900-031	250 Ackermann Air Brake	
	58900-055	150 Ackermann Hydraulic Brake	
	58900-053	200 Ackermann Hydraulic Brake	
	58900-051	250 Ackermann Hydraulic Brake	
2		RH Lower Steering Knuckle Assembly	1
	58900-036	150 Ackermann Air Brake	
	58900-034	200 Ackermann Air Brake	
	58900-032	250 Ackermann Air Brake	
	58900-056	150 Ackermann Hydraulic Brake	
	58900-054	200 Ackermann Hydraulic Brake	
	58900-052	250 Ackermann Hydraulic Brake	
3	60904-001	LH Upper Steering Knuckle Assembly	1
4	70903-001	RH Upper Steering Knuckle Assembly	1
	60961-040	Kingpin Bushing and Bearing Service Kit, Axle Set, Includes Kit Nos. 60961-009 & 60961-039	
	60961-009	RH Kingpin Bushing w/Composite Thrust Bearing Service Kit, Includes Key Nos. 5-8, 10-12, Loctite	
	60961-039	LH Kingpin Bushing w/Roller Thrust Bearing Service Kit, Includes Key Nos. 5-7, 9-12, Loctite	
5	59156-000	Grease Cap Assembly	4
6	58937-000	Retaining Ring	4
7	58909-000	Kingpin Bushing	4
	60961-043	Thrust Bearing Service Kit, Axle Set, Includes Kit Nos. 60961-041 & -042	
	60961-041	RH Composite Thrust Bearing Service Kit, Includes Key Nos. 8, 10-12, Loctite	

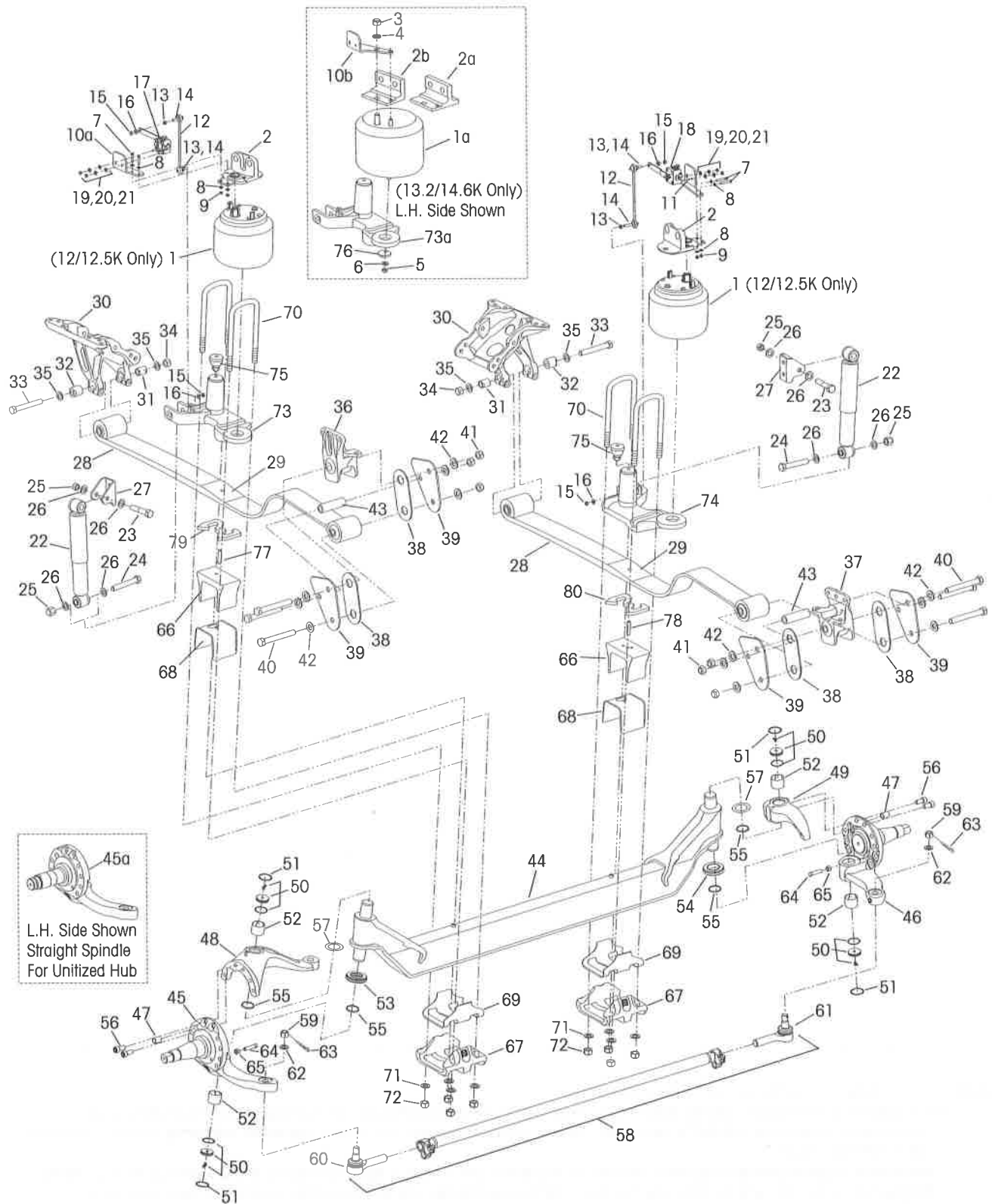
KEY NO.	PART NO.	DESCRIPTION	NO. REQ.
	60961-042	LH Roller Thrust Bearing Service Kit, Includes Key Nos. 9-12, Loctite	
8	59828-000	RH Composite Thrust Bearing	1
9	64256-000	LH Roller Thrust Bearing	1
10	60259-002	Kingpin Shim - 0.047"	2
Not Shown	60259-001	Kingpin Shim - 0.005" (As needed for service)	
11	58910-000	Kingpin Seal	4
12	60236-001	5/8"-11 UNC Socket Head Cap Screw	4
Not Shown	60937-000	Loctite (Red) Compound Tube	1
13	64246-000	ABS Sensor Sleeve	2
14		Tie Rod Assembly, 13.2K, Includes Key Nos. 15-19	1
	60239-005	150/200 Ackermann	
	60239-001	250 Ackermann	
15		*3/8" Castle Nut	2
	60961-010	Tie Rod End Service Kit, Axle Set, Includes Kit Nos. 60961-025 & -026	
	60961-025	LH Tie Rod End Service Kit, Includes Key Nos. 16, 18-19	
	60961-026	RH Tie Rod End Service Kit, Includes Key Nos. 17-19	
16	64000-001	LH Tie Rod End	1
17	64000-002	RH Tie Rod End	1
18	22962-007	7/8" Flat Washer	2
19	17800-004	Tie Rod Nut Cotter Pin	2
	60961-069	Stop Bolt Service Kit, One Side, Includes Nos. 20-21	
20	60238-001	1/2"-13 UNC Square Head Bolt	2
21	60240-000	1/2"-13 UNC Hex Jam Nut	2
22	59952-026	Top Axle Wrap - 13.2K	2
	59952-031	Top Axle Wrap - 14.6K	
23	64722-003	Bottom Axle Wrap	2
	60961-015	Top/Bottom Axle Wrap Liner Service Kit, One Side, Includes Nos. 24-25	
24	60508-000	Top Axle Wrap Liner	2
25	59845-000	Bottom Axle Wrap Liner	2

NOTE: * Item included in assembly only, part not sold separately.

** Not supplied by Hendrickson, used for reference only. Refer to OEM (vehicle manufacturer) for more information. Hendrickson is not responsible for components supplied by vehicle manufacturer. For assistance with maintenance and rebuild instructions on these components see vehicle manufacturer.

*** Hendrickson supplies different tie rod assemblies and each type may take a different replacement tie rod end kit to service. Prior to ordering, find the part number on the tie rod tube, reference Hendrickson Publication No. SEU-0223 or contact Hendrickson Sales Engineering 630.910.2800 for corresponding kit numbers.

For Vehicles with Post'07 Engine



KEY NO.	PART NO.	DESCRIPTION	NO. REQ.
1	66349-002L	Air Spring 12K/12.5K, <i>Replaces 60750-002L</i> • Vehicles built between 03/05 and 06/07 equipped with dual HCV's must use Air Spring w/Support Plate Service Kit No. 60961-182	2
1a	60716-002L	13.2K/14.6K	
2	60757-000 60976-000 60738-001 60738-002	Air Spring Bracket 12K/12.5K 266 Rail 12K/12.5K 300 Rail 13.2K/14.6K 266 Rail 13.2K/14.6K 300 Rail	2
2a			
2b			
		Air Spring Fasteners, Key Nos. 3-6 for 13.2K/14.6K only Key Nos. 7-9 for 12K/12.5K only	
3	58259-001	M20 x 2.5-6H Locknut	2
4		*M20 Flat Washer	2
5		*M12 x 1.75-6H Locknut	2
6		*M12 Flat Washer	2
7		*M6 x 1-6G Hex Bolt	4
8		*M6 Flat Washer	8
9		*M6 x 1-6H Locknut	4
		Dual HCV, Link Mount & Linkage Assembly, Includes Key Nos. 10-21 • Vehicles equipped with dual HCVs, built after 03/05	2
	65601-006	LH 12K/12.5K	
	65601-007	RH 12K/12.5K	
	65602-006	LH 13.2K/14.6K	
	65602-007	RH 13.2K/14.6K • Vehicles equipped with single HCV, built prior to 03/05, see page 97	
10a	64480-005	LH Dual Height Control Valve Bracket 12K/12.5K	1
10b	64481-005	13.2K/14.6K	
11	64480-004	RH Dual Height Control Valve Bracket 12K/12.5K	1
Not Shown	64481-004	13.2K/14.6K	
		Dual HCV & Linkage Assembly	2
	59427-025	LH, Includes Key Nos. 12-17, 19-21	
	59427-026	RH, Includes Key Nos. 12-16, 18-21	
12	59428-004	Height Control Valve Linkage	1
13	64298-000	M8 x 1.25-6H Hex Nut	2
14	59169-002	M8 Link Stud	2
15	64297-000	M8 x 1.25-6H Locknut	2
16	58246-012	M8 Flat Washer	2
17	59935-017	LH Height Control Valve	1
18	59935-016	RH Height Control Valve	1
19	58246-014	M6 Flat Washer	2
20	17497-001	1/4" Lockwasher	2
21	66388-000	M6 x 1.0-6H Locknut	2
22	64838-002L	Shock Absorber	2
23		*M16 x 2-6G 90 mm Upper Shock Bolt	2
24		*M16 x 2-6G 110 mm Lower Shock Bolt	2
25		*M16 x 2-6H Locknut	4
26		*M16 Flat Washer	8
27	64241-001	Upper Shock Bracket	2
	60961-072	Front Spring Assembly Service Kit, One Side, Includes Key Nos. 28, 39	
28	64772-000	Spring Assembly, Includes Key No. 29	2
29		**Steel Galvanized Liner	1
30		*Front Spring Hanger	2
	60961-033	Front Hanger Service Kit, One Side, Includes Key Nos. 31-35	
31	64486-000	Inboard Spring Adapter, <i>Replaces 64162-000</i>	2
32	64487-000	Outboard Spring Adapter, <i>Replaces 64163-000</i>	2
33	58258-009	M20 x 2.5-6G 230 mm Hex Bolt	2
34	58259-001	M20 x 2.5-6H Locknut	2
35		*M20 Flat Washer	4

KEY NO.	PART NO.	DESCRIPTION	NO. REQ.
		LH Rear Shackle Bracket Service Kit, One Side Includes Key Nos. 36, 38-43	
	64876-001L	266 Frame Rail	
	64800-001L	300 Frame Rail	
		RH Rear Shackle Bracket Service Kit, One Side Includes Key Nos. 37-43	
	64876-002L	266 Frame Rail	
	64800-002L	300 Frame Rail	
36		LH Rear Shackle Bracket w/Bushing (Cast Part No. 64153-001)	1
	64175-001	266 Frame Rail	
	64176-001	300 Frame Rail	
37		RH Rear Shackle Bracket w/Bushing (Cast Part No. 64153-002)	1
	64175-002	266 Frame Rail	
	64176-002	300 Frame Rail	
	60961-034	Shackle Bracket Service Kit, Axle Set, Includes Key Nos. 38-43	
38	64159-000	Thrust Washer	4
39	64794-000	Shackle Plate	4
40	58258-008	M20 x 2.5-6G 160 mm Hex Bolt	6
41	58259-001	M20 x 2.5-6H Locknut	6
42	58246-009	M20 Flat Washer	12
43	60631-000	Shackle Stop Spacer	2
	60952-0XX	STEERTEK Axle Assembly, Includes Key Nos. 44-69	1
44		Axle & Kingpin Assembly, 70.9 KPI	1
	64905-001	12K/12.5K, 4.25 Drop, 338/366 mm Ride Ht.	
	64905-003	12K/12.5K, 5.36 Drop, 338 mm Ride Ht.	
	64905-005	13.2K/14.6K, 4.25 Drop, 338/366 mm Ride Ht.	
	64905-007	13.2K/14.6K, 5.36 Drop, 338 mm Ride Ht.	
45		LH Lower Steering Knuckle Assembly	1
	58900-007	<190 Ackermann STD Hub	
	58900-009	>190 Ackermann STD Hub	
45a	58900-017	<190 Ackermann Unitized Hub	
45a	58900-019	>190 Ackermann Unitized Hub	
46		RH Lower Steering Knuckle Assembly	1
	58900-008	<190 Ackermann STD Hub	
	58900-010	>190 Ackermann STD Hub	
Not Shown	58900-018	<190 Ackermann Unitized Hub	
Not Shown	58900-020	>190 Ackermann Unitized Hub	
47	64246-000	ABS Sensor Sleeve	2
48		LH Upper Steering Knuckle Assembly	1
	60903-011	338 mm Ride Ht.	
	60903-013	366 mm Ride Ht.	
49	60904-002	RH Upper Steering Knuckle Assembly	1
	60961-040	Kingpin Bushing and Bearing Service Kit, Axle Set, Includes Kit Nos. 60961-009 & 60961-039	
	60961-009	LH Kingpin Bushing w/Composite Thrust Bearing Service Kit, Includes Key Nos. 50-53, 55-57 & Loctite	
	60961-039	RH Kingpin Bushing w/Roller Thrust Bearing Service Kit, Includes Key Nos. 50-52, 54-57 & Loctite	
50	59156-000	Grease Cap Assembly	4
51	58937-000	Retaining Ring	4
52	58909-000	Kingpin Bushing	4
	60961-043	Thrust Bearing Service Kit, Axle Set, Includes Key Nos. 53-57 & Loctite	
	60961-041	LH Composite Thrust Bearing Service Kit, Includes Key Nos. 53, 55-57 & Loctite	
	60961-042	RH Roller Thrust Bearing Service Kit, Includes Key Nos. 54-57 & Loctite	
53	59828-000	LH Composite Thrust Bearing	1
54	64256-000	RH Roller Thrust Bearing	1
55	58910-000	Kingpin Seal	4
56	60236-001	5/8" Socket head cap screw	4
57	60259-002	Kingpin Shim	2
Not Shown	60937-000	Loctite (Red) Compound Tube	1

KEY NO.	PART NO.	DESCRIPTION	NO. REQ.	KEY NO.	PART NO.	DESCRIPTION	NO. REQ.
58		Tie Rod Assembly, Includes Key Nos. 59-63 12K/12.5K	1	71	58246-009	M20 Flat Washer	8
	60239-001	<190 Ackermann, <i>Replaces 64801-002</i>		72	65072-001	M20 x 2.5-6H Locknut	8
	60239-002	>190 Ackermann, <i>Replaces 64801-003</i> 13.2K/14.6K		73		LH Top Pad	1
	64006-001	<190 Ackermann, <i>Replaces 64442-002</i>			67266-001L	•Vehicles built with Post'07 Engine, see page 97 for vehicles built with Pre'07 Engine 266 Frame Rail, <i>Replaces 64517-001,</i> <i>64172-001L, 64725-001L, 65493-001L</i>	
	64006-002	>190 Ackermann, <i>Replaces 64442-003</i>			67300-001L	300 Frame Rail, <i>Replaces 64173-001L,</i> <i>64173-001L, 64727-001L, 65605-001L</i>	
59		***7/8" Castle Nut	2	74		RH Top Pad	1
		*** Tie Rod End Service Kit, Axle Set, Includes LH and RH Tie Rod End Service Kits			67266-002L	•Vehicles built with Post'07 Engine, see page 97 for vehicles built with Pre'07 Engine 266 Frame Rail, <i>Replaces 64517-002,</i> <i>64172-002L, 64725-002L, 65493-002L</i>	
	60961-010	12K/12.5K, <i>Replaces 60961-081</i>			67300-002L	300 Frame Rail, <i>Replaces 64161-002,</i> <i>64173-002L, 64727-002L, 65605-002L</i>	
	60961-011	13.2K/14.6K, <i>Replaces 60961-082</i>		75	64080-000	Rubber Axle Stop	2
		*** LH Tie Rod End Service Kit, Includes Key Nos. 60, 62-63		76	64166-000	Air Spring Adapter for Top Pad 13.2 & 14.6K Only	2
	60961-025	12K/12.5K, <i>Replaces 60961-083</i>		77		LH Dowel Pin	1
	60961-027	13.2K/14.6K, <i>Replaces 60961-085</i>			57159-004	•Vehicles equipped with dual HCVs, built after 03/05 366 mm Ride Height, 66.8 mm	
		*** RH Tie Rod End Service Kit, Includes Key Nos. 61-63			57159-007	•Vehicles equipped with single HCV built prior to 03/05 338 mm Ride Height, 79.5 mm	
	60961-026	12K/12.5K, <i>Replaces 60961-084</i>			57159-012	338 mm Ride Height, 85.9 mm	
	60961-028	13.2K/14.6K, <i>Replaces 60961-086</i>			57159-009	366 mm Ride Height, 107.2 mm	
60		***LH Tie Rod End	1		57159-013	366 mm Ride Height, 115 mm	
	64000-001	12K/12.5K, <i>Replaces 65033-001</i>		78		RH Dowel Pin	1
	64002-001	13.2K/14.6K, <i>Replaces 65034-001</i>			57159-004	•Vehicles equipped with dual HCVs built after 03/05 366 mm RRide Height, 66.8 mm	
61		***RH Tie Rod End	1		57159-004	•Vehicles equipped with single HCV built prior to 03/05 338 mm Ride Height, 66.8 mm	
	64000-002	12K/12.5K, <i>Replaces 65033-002</i>			57159-008	366 mm Ride Height, 94.8 mm	
	64002-002	13.2K/14.6K, <i>Replaces 65034-002</i>		79		LH Front Axle Spacer	1
62	22962-007	7/8" Flat Washer	2		64318-028	•Vehicles equipped with dual HCVs built after 03/05 366 mm Ride Height, 28 mm	
63	17800-004	Tie Rod Nut Cotter Pin	2		64318-012	•Vehicles equipped with single HCV built prior to 03/05 338 mm Ride Height, 12 mm	
64	60238-001	1/2"-13 UNC Square Head Bolt	2		64318-020	338 mm Ride Height, 20 mm	
65	60240-000	1/2"-13 UNC Hex Jam Nut	2		64318-040	366 mm Ride Height, 40 mm	
66	59952-017	Top Axle Wrap	2		64318-048	366 mm Ride Height, 48 mm	
67	64722-003	Bottom Axle Wrap	2	80		RH Front Axle Spacer	1
		Clamp Group Service Kit, One Side, Includes Key Nos. 68-72			64318-028	•Vehicles equipped with dual HCVs built after 03/05 366 mm Ride Height, 28 mm	
	60961-185	12K/12.5K and 13.2K/14.6K 366 mm Ride Height, 4.25 Drop 338 mm Ride Height, 5.36 Drop				•Vehicles equipped with single HCV built prior to 03/05 338 mm Ride Height, 12 mm	
	60961-186	12K/12.5K, 338 mm Ride Ht., 4.25 Drop				338 mm Ride Height, 20 mm	
	60961-187	13.2K/14.6K, 338 mm Ride Ht., 4.25 Drop				366 mm Ride Height, 40 mm	
	60961-015	Top/Bottom Axle Wrap Liner Service Kit, One Side, Includes Key Nos. 68-69				366 mm Ride Height, 48 mm	
68	60508-000	Top Axle Wrap Liner	2				
69	59845-000	Bottom Axle Wrap Liner	2				
70		M20 x 2.5-6G U-bolt	4				
		• Vehicles built with Post'07 Engine, see page 97 for vehicles built with Pre'07 Engine					
	65663-002	12K/12.5K and 13.2K/14.6K 366 mm Ride Ht., Bolt Length 275 mm					
	65663-003	12K/12.5K 338 mm Ride Ht., Bolt Length 225 mm					
	65663-004	13.2K/14.6K 338 mm Ride Ht., Bolt Length 255 mm					

NOTE: * Not supplied by Hendrickson, used for reference only. Refer to OEM (vehicle manufacturer) for more information. Hendrickson is not responsible for components supplied by vehicle manufacturer. For assistance with maintenance and rebuild instructions on these components see vehicle manufacturer.

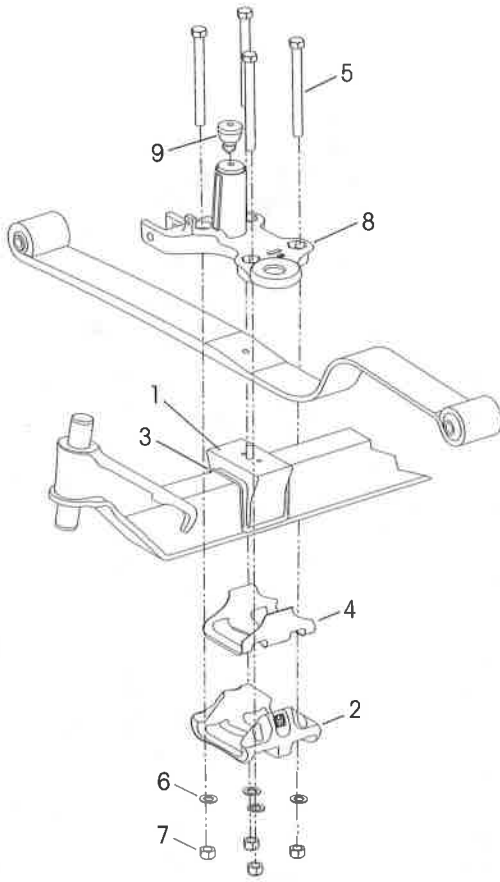
** Item included in assembly only, part not sold separately.

*** Hendrickson supplies different tie rod assemblies and each type may take a different replacement tie rod end kit to service. Prior to ordering find the part number on the tie rod tube, see Hendrickson Literature No. SEU-0223 or contact Hendrickson Sales Engineering for corresponding kit numbers.

HENDRICKSON AIRTEK RIDE HEIGHT GAUGES FOR MACK VEHICLES:

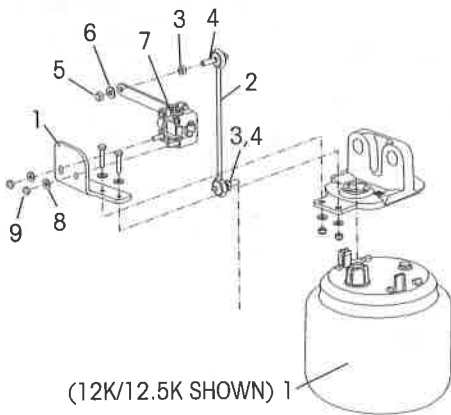
Lit No. 45745-170 (12K/12.5K Capacity) or Lit No. 45745-195 (13.2K/14.6K Capacity). Height Gauges can be obtained on-line at www.hendrickson-intl.com/literature/litform.asp

Top Pad with Hex Bolt
For Vehicles with Pre'07 Engine
(L.H. Side Shown)



KEY NO.	PART NO.	DESCRIPTION	NO.REQ.
1	59952-017	Top Axle Wrap	2
2	64722-003	Bottom Axle Wrap	2
		Clamp Group Service Kit, One Side, Includes Key Nos. 3-7	
		•Vehicles equipped with dual HCVs, built after 03/05 12K/12.5K and 13.2K/14.6K 338 mm Ride Ht. 366 mm Ride Ht.	
	60961-035		
	60961-036		
		•Vehicles equipped with single HCV, built prior to 03/05	
	60961-035	12K/12.5K, 338 mm Ride Ht.	
	60961-036	12K/12.5K, 366 mm Ride Ht.	
	60961-037	13.2K/14.6K, 338 mm Ride Ht.	
	60961-038	13.2K/14.6K, 366 mm Ride Ht.	
3	60508-000	Top Axle Wrap Liner	2
4	59845-000	Bottom Axle Wrap Liner	2
5		M20 x 2.5-6G Hex Bolt	8
		•Vehicles equipped with dual HCVs, built after 03/05 12K/12.5K and 13.2K/14.6K 338 mm Ride Ht., Bolt Length 220 mm 366 mm Ride Ht., Bolt Length 250 mm	
	58258-007		
	58258-011		
		•Vehicles equipped with single HCV, built prior to 03/05 12K/12.5K	
	58258-009	338 mm Ride Ht., Bolt Length 230 mm	
	58258-010	366 mm Ride Ht., Bolt Length 260 mm	
		13.2K/14.6K	
	58258-007	338 mm Ride Ht., Bolt Length 220 mm	
	58258-011	366 mm Ride Ht., Bolt Length 250 mm	
6	58246-009	M20 Flat Washer	8
7	65072-001	M20 x 2.5-6H Locknut	8
8		Top Pad Assembly, (Pre '07 Engine Top Pads are obsolete. If top pad replacement is required, replace with current top pad and U-bolts, see Key Nos. 70, 73 and 74)	
9	64080-000	Rubber Axle Stop	2

Single Height Control Valve
For vehicles built prior to 03/05



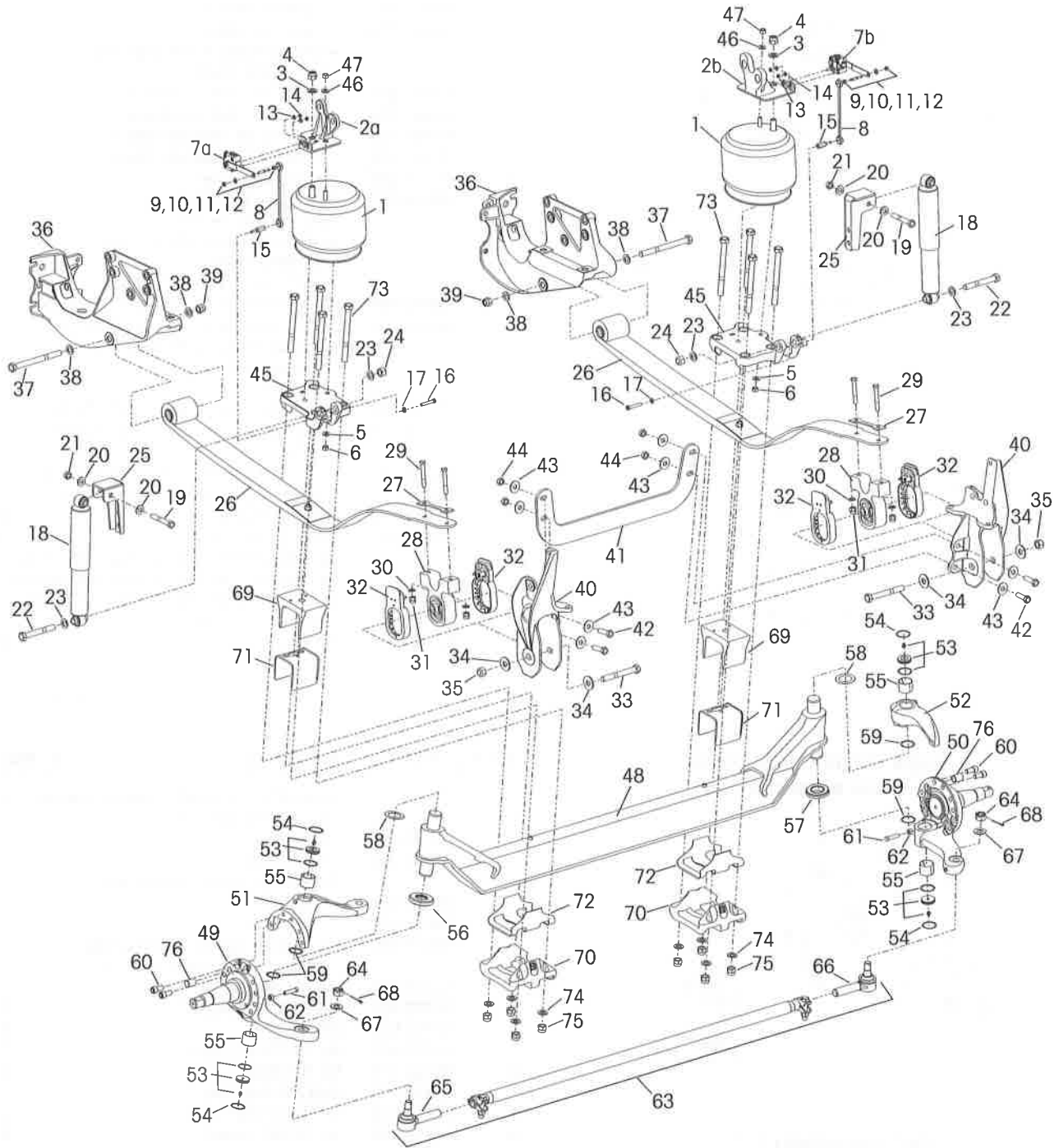
KEY NO.	PART NO.	DESCRIPTION	NO.REQ.
		Single HCV, Link Mount & Linkage Assembly, 1 Includes Key Nos. 1-9	
	64089-000	12K/12.5K	
	64094-000	13.2K/14.6K	
1		Single Height Control Valve Bracket	1
	64480-000	12K/12.5K	
	64481-000	13.2K/14.6K	
	59427-006	Single Height Control Valve & Linkage Assembly, Includes Key Nos. 2-9	1
2	59428-004	Height Control Valve Linkage	1
3	64298-000	M8 x 1.25-6H Hexnut	2
4	59169-002	M8 Link Stud	2
5	64297-000	M8 x 1.25-6H Locknut	2
6	58246-012	M8 Flat Washer	2
7	59935-003	Height Control Valve	1
8	22962-028	¼" Flat Washer	2
9	49983-000	¼" 20 UNC Locknut	2

Obtain a Hendrickson **Dual Height Control Valve Conversion Kit** to convert a single height control valve to dual height control valve configuration.

Dual Height Control Valve and Linkage Kit

60961-101	12K/12.5K Capacity
60961-102	13.2K/14.6K Capacity

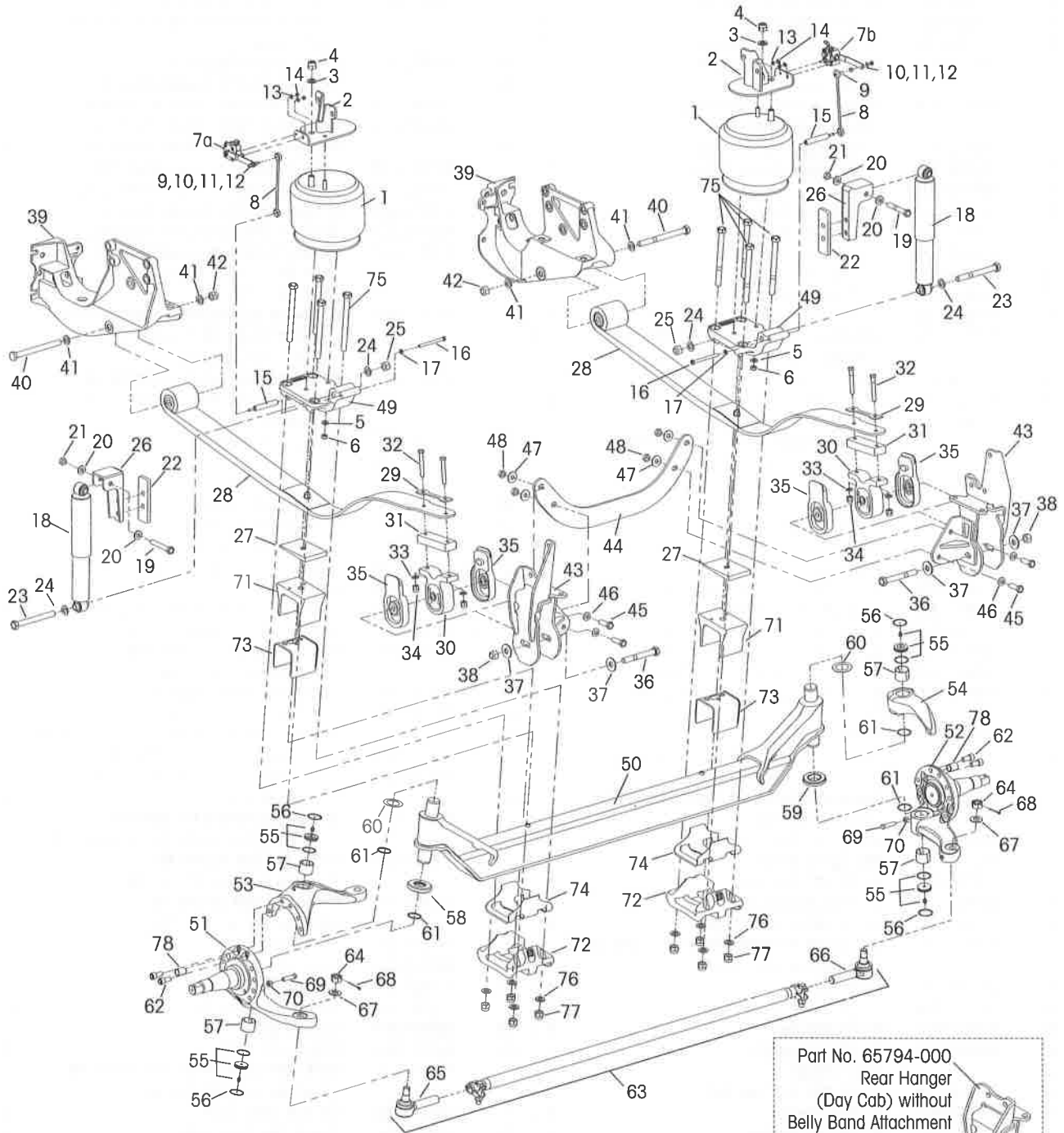
New Engine Configuration (NEC)
Vehicles built after 9/06 – International Truck Models 9200/9400



KEY NO.	PART NO.	DESCRIPTION	NO. REQ.
1	65790-002L	Air Spring	2
		Air Spring Bracket	
2a	66775-000	LH	1
2b	66776-000	RH	1
3	22962-001	¾" Flat Washer	2
4	17700-015	¾"-16 UNF Nylon Locknut	2
5	22962-011	½" Hardened Washer	2
6	17700-010	½"-13 UNC Nylon Locknut	2
	59427-013	LH HCV & Linkage Assembly, Includes Key Nos. 7a-14	1
	59427-014	RH HCV & Linkage Assembly, Includes Key Nos. 7b-14	1
7a	59935-011	***LH Height Control Valve	1
7b	59935-018	***RH Height Control Valve	1
8	59428-004	HCV Linkage	2
9	59169-000	⅝"-18 UNC Stud	2
10	17491-011	⅝"-18 UNC Nut	2
11	22962-029	⅝" Hardened Washer	2
12	59016-000	⅝"-18 UNC Locknut	2
13	22962-028	¼" Hardened Washer	4
14	49983-000	¼"-20 UNC Locknut	4
	60961-154	Lower Link Mount Service Kit, One Side, Includes Key Nos. 15-17	2
15	59429-003	Lower Link Mount	2
16	58035-002	⅜"-16 UNC 1.38" Hex Bolt	2
17	22962-015	⅜" Flat Washer	2
		Shock Absorber Service Kit, One Side, Includes Key Nos. 18-24	
	60961-156	Sleeper	2
	60961-157	Day Cab	2
18		Shock Absorber	2
	65992-001L	Sleeper	2
	65992-002L	Day Cab	2
19	32043-008	⅝"-11 UNC 4.0" Upper Shock Bolt	2
20	22962-004	⅝" Upper Shock Washer	4
21	47764-000	⅝"-11 UNC Upper Shock Locknut	2
22	58917-002	¾"-10 UNC 5.0" Lower Shock Bolt	2
23	22962-001	¾" Lower Shock Hardened Washer	4
24	49842-000	¾"-10 UNC Lower Shock Hex Locknut	2
25		*Shock Bracket	2
	66420-000	Spring Assembly	2
26		**Leaf Spring with Spring Eye Bushing, Included in Assembly Above	2
	60961-158	Rear Spring Mount Service Kit, One Side, Includes Key Nos. 27-31	2
27	58920-000	Spring End Plate	2
28	66774-000	Rear Spring Mount	2
29	30970-001	½"-20 UNF 2.5" Bolt	4
30	22962-014	½" Hardened Washer	4
31	17700-034	½"-20 UNC Nylon Locknut	4
	60961-159	Rear Spring Hardware Service Kit, One Side, Includes Key Nos. 32-35	4
32	66779-000	Thrust Washer	4
33	58917-008	¾"-10 UNC 6.0" Hex Bolt	2
34	22962-033	¾" Flat Washer	4
35	49842-000	¾"-10 UNC Locknut	2
36		*Front Hanger	2
37	58917-016	¾"-10 UNC 8.5" Hex Bolt	2
38	22962-001	¾" Flat Washer	4
39	17700-033	¾"-10 UNC Locknut	2
40		Rear Hanger	1
	66382-001	LH	1
	66382-002	RH	1
41	66419-000	Belly Band	1
42	32043-006	⅝"-11 UNC 2.0" Hex Bolt	4
43	22962-003	⅝" Hardened Washer-O.D. 1.75"	8
44	47764-000	⅝"-11 UNC Hex Locknut	4

KEY NO.	PART NO.	DESCRIPTION	NO. REQ.
45		Top Pad	1
	68318-001	LH	1
	68318-002	RH	1
46	22962-011	½" Hardened Washer	2
47	17700-010	½"-13 UNC Nylon Locknut	2
	70952-OXX	Axle Assembly, Includes Key Nos. 48-72 Contact Hendrickson Tech Services for part number.	1
48	64905-001	Axle & Kingpin Assembly	1
49		LH Lower Steering Knuckle Assembly	1
	58900-073	200 Ackermann - Long Wheel Base	1
	58900-075	150 Ackermann - Short Wheel Base	1
50		RH Lower Steering Knuckle Assembly	1
	58900-074	200 Ackermann - Long Wheel Base	1
	58900-076	150 Ackermann - Short Wheel Base	1
51	60903-041	LH Upper Steering Knuckle Assembly	1
52	60904-034	RH Upper Steering Knuckle Assembly	1
	60961-040	Kingpin Bushing and Bearing Service Kit, Axle Set, Includes Kit Nos. 60961-009 & 60961-039	1
	60961-009	LH Kingpin Bushing and Composite Thrust Bearing Service Kit, Includes Key Nos. 53-56, 58-60, Loctite	1
	60961-039	RH Kingpin Bushing and Roller Thrust Bearing Service Kit, Includes Key Nos. 53-55, 57-60, Loctite	1
53	59156-000	Grease Cap Assembly	4
54	58937-000	Retaining Ring	4
55	58909-000	Kingpin Bushing	4
56	59828-000	LH Composite Thrust Bearing	1
57	64256-000	RH Roller Thrust Bearing	1
58	60259-002	Kingpin Shim 0.047"	2
Not Shown	60259-001	Kingpin Shim 0.005" (As Needed for Service)	2
59	58910-000	Kingpin Seal	4
60	60236-001	⅝"-11 UNC Socket Head Cap Screw	4
Not Shown	60937-000	Loctite® (Red) Compound Tube	1
	60961-069	Stop Bolt Service Kit, One Side, Includes Key Nos. 61-62	1
61	60238-001	½"-13 UNC Square Head Bolt	2
62	60240-000	½"-13 UNC Hex Jam Nut	2
63		Tie Rod Assembly, Includes Key Nos. 64-66	1
	60239-002	200 Ackermann - Long Wheel Base	1
	60239-001	150 Ackermann - Short Wheel Base	1
64		***⅞" Castle Nut	2
	60961-010	Tie Rod End Service Kit, Axle Set, Includes Kit Nos. 60961-025 & 60961-026	2
	60961-025	LH Tie Rod End Service Kit, Includes Key Nos. 65, 67-68	2
	60961-026	RH Tie Rod End Service Kit, Includes Key Nos. 66-68	2
65	64000-001	LH Tie Rod End	1
66	64000-002	RH Tie Rod End	1
67	22962-007	⅞" Flat Washer	2
68	17800-004	Tie Rod Nut Cotter Pin	2
69	59952-023	Top Axle Wrap	2
70	64722-003	Bottom Axle Wrap	2
	60961-110	Top/Bottom Axle Wrap Liner Service Kit, One Side, Includes Key Nos. 71-75	2
71	65757-000	Top Axle Wrap Liner	2
72	59845-000	Bottom Axle Wrap Liner	2
73	58917-016	¾"-10 UNC 8.5" Hex Bolt	8
74	22962-001	¾" Flat Washer	8
75	17700-033	¾"-10 UNC-2B Nylon Locknut	8
76	64246-000	ABS Sensor Sleeve	2

Prior to New Engine Configuration (PEC)
Vehicles built prior to 9/06

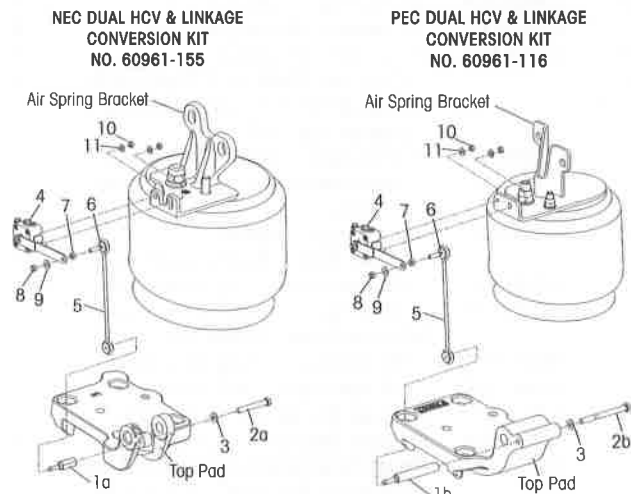


Part No. 65794-000
Rear Hanger
(Day Cab) without
Belly Band Attachment
(No longer available,
see conversion table
on Page 103)

KEY NO.	PART NO.	DESCRIPTION	NO. REQ.
1	65790-002L	Air Spring	2
2		****Air Spring Bracket (64583-000 LH & 64586-000 RH <i>Replace with Kit No. 60961-132, see replacement guide on page 103</i>)	
3	22962-001	3/4" Flat Washer	2
4	17700-033	3/4"-16 UNC Nylon Locknut	2
5	22962-011	1/2" Hardened Washer	2
6	17700-010	1/2"-13 UNC Nylon Locknut	2
		HCV & Linkage Assembly	
	59427-013	LH, If equipped, Includes Key Nos. 7a-14	1
	59427-014	RH, Includes Key Nos. 7b-14	1
		Height Control Valve	
7a	59935-011	LH, If equipped	1
7b	59935-018	RH, <i>Replaces 59935-010</i>	1
8	59428-004	HCV Linkage	2
9	59169-000	5/16"-18 UNC Stud	2
10	17491-011	5/16"-18 UNC Nut	2
11	22962-029	5/16" Hardened Washer	2
12	59016-000	5/16"-18 UNC Locknut	2
13	22962-028	1/4" Hardened Washer	4
14	49983-000	1/4"-20 UNC Locknut	4
	60961-071	Lower Link Mount Service Kit, One Side, Includes Key Nos. 15-17	
15	59429-002	Lower Link Mount	2
16	58035-006	3/8"-16 UNC 3.5" Hex Bolt	2
17	22962-015	3/8" Flat Washer	2
		Shock Absorber Service Kit, One Side, Includes Key Nos. 18-25	
	60961-094	Sleeper	
	60961-095	Day Cab	
18		Shock Absorber	2
	65992-001L	Sleeper	
	65992-002L	Day Cab	
19	32043-008	5/8"-11 UNC 4.0" Upper Shock Bolt	2
20	22962-004	5/8" Upper Shock Washer	4
21	47764-000	5/8"-11 UNC Upper Shock Locknut	2
22	59946-001	Shock Spacer	2
23	58917-014	3/4"-10 UNC 8.0" Lower Shock Bolt	2
24	22962-001	3/4" Lower Shock Hardened Washer	4
25	49842-000	3/4"-10 UNC Lower Shock Hex Locknut	2
26		*Shock Bracket	2
27		*Caster Wedge	2
		****Leaf Spring Assembly (65771-000 <i>Replace with Kit No. 60961-134, see replacement guide on page 103</i>)	2
28		**Leaf Spring with Spring Eye Bushing, Included in Assembly Above	
29	58920-000	Spring End Plate	2
30		****Rear Spring Mount (58918-000 <i>Replace with Kit No. 60961-135, see replacement guide on page 103</i>)	2
31	65772-000	Rear Mount Spacer	2
32	30970-001	1/2"-20 UNF 2.5" Bolt	4
33	22962-014	1/2" Hardened Washer	4
34	17700-034	1/2"-20 UNF Nylon Locknut	4
35		****Thrust Washer (65856-000 <i>Replace with Kit No. 60961-135, see replacement guide on page 103</i>)	4
36	58917-008	3/4"-10 UNC 6.0" Hex Bolt	2
37	22962-033	3/4" Flat Washer	4
38	49842-000	3/4"-10 UNC Locknut	2
39		*Front Hanger	2
40	58917-016	3/4"-10 UNC 8.5" Hex Bolt	2
41	22962-001	3/4" Flat Washer	4
42	17700-033	3/4"-10 UNC Locknut	2
43		****Rear Hanger (68317-001 LH & 68317-002 RH <i>Replace with Kit No. 60961-131, see replacement guide on page 103</i>)	

KEY NO.	PART NO.	DESCRIPTION	NO. REQ.
44	66019-000	Belly Band	1
45	32043-006	5/8"-11 UNC 2.0" Hex Bolt	4
46	22962-004	5/8" Hardened Washer-O.D. 1.3"	4
47	22962-003	5/8" Hardened Washer-O.D. 1.75"	4
48	47764-000	5/8"-11 UNC Hex Locknut	4
49		****Top Pad (64580-000 <i>Replace with Kit No. 60961-132, see replacement guide on page 103</i>)	2
	70952-OXX	Axle Assembly, Includes Key Nos. 50-74 Contact Hendrickson Tech Services for part number.	1
50	64905-001	Axle & Kingpin Assembly	1
51		LH Lower Steering Knuckle Assembly	1
	58900-071	250 Ackermann - Long Wheel Base	
	58900-073	200 Ackermann - Short Wheel Base	
52		RH Lower Steering Knuckle Assembly	1
	58900-072	250 Ackermann - Long Wheel Base	
	58900-074	200 Ackermann - Short Wheel Base	
53	60903-041	LH Upper Steering Knuckle Assembly	1
54	60904-034	RH Upper Steering Knuckle Assembly	1
	60961-040	Kingpin Bushing and Bearing Service Kit Axle Set, Includes Kit Nos. 60961-009 & -039	
	60961-009	LH Kingpin Bushing and Composite Thrust Bearing Service Kit, Includes Key Nos. 55-58, 60-62, Loctite	
	60961-039	RH Kingpin Bushing and Roller Thrust Bearing Service Kit, Includes Key Nos. 55-57, 59-62, Loctite	
55	59156-000	Grease Cap Assembly	4
56	58937-000	Retaining Ring	4
57	58909-000	Kingpin Bushing	4
58	59828-000	LH Composite Thrust Bearing	1
59	64256-000	RH Roller Thrust Bearing	1
60	60259-002	Kingpin Shim .047"	2
Not Shown	60259-001	Kingpin Shim .005" (As Needed for Service)	
61	58910-000	Kingpin Seal	4
62	60236-001	5/8"-11 UNC Socket Head Cap Screw	4
Not Shown	60937-000	Loctite (Red) Compound Tube	1
63		Tie Rod Assembly, Includes Key Nos. 64-66	1
	60239-003	250 Ackermann - Long Wheel Base	
	60239-002	200 Ackermann - Short Wheel Base	
64		**7/8" Castle Nut	2
	60961-010	Tie Rod End Service Kit, Axle Set, Includes Kit Nos. 60961-025 & 60961-026	
	60961-025	LH Tie Rod End Service Kit, Includes Key Nos. 65, 67-68	
	60961-026	RH Tie Rod End Service Kit, Includes Key Nos. 66-68	
65	64000-001	LH Tie Rod End	1
66	64000-002	RH Tie Rod End	1
67	22962-007	7/8" Flat Washer	2
68	17800-004	Tie Rod Nut Cotter Pin	2
	60961-069	Stop Bolt Service Kit, One Side, Includes Key Nos. 69-70	
69	60238-001	1/2"-13 UNC Square Head Bolt	2
70	60240-000	1/2"-13 UNC Hex Jam Nut	2
71	59952-023	Top Axle Wrap	2
72	64722-003	Bottom Axle Wrap	2
	60961-110	Top/Bottom Axle Wrap Liner Service Kit, One Side, Includes Key Nos. 73-77	
73	65757-000	Top Axle Wrap Liner	2
74	59845-000	Bottom Axle Wrap Liner	2
75	58917-016	3/4"-10 UNC 8.5" Hex Bolt	8
76	22962-001	3/4" Flat Washer	8
77	17700-033	3/4"-10 UNC-2B Nylon Locknut	8
78	64246-000	ABS Sensor Sleeve	2

DUAL HEIGHT CONTROL VALVE CONVERSION SERVICE KIT,
to convert from a single height control valve to dual height control valve.



Dual HCV & Linkage Conversion Kit			
	60961-155	NEC, Includes key Nos. 1a-2a, 3-11	
	60961-116	PEC, Includes Key Nos. 1b-2b, 3-11	
		Lower Link Mount	1
1a	59429-003	NEC	
1b	59429-002	PEC	
		3/8"-16 UNC Hex Bolt	1
2a	59429-002	NEC	
2b	59429-006	PEC	
3	22962-015	3/8" Flat Washer	1
	59427-013	LH HCV & Linkage Assembly, Includes Key Nos. 4-11	1
4	59935-011	LH Height Control Valve	1
5	59428-004	HCV Linkage	1
6	59169-000	5/16"-18 UNC Stud	1
7	17491-011	5/16"-18 UNC Nut	1
8	22962-029	5/16" Hardened Washer	1
9	59016-000	5/16"-18 UNC Locknut	1
10	22962-028	1/4" Hardened Washer	2
11	49983-000	1/4"-20 UNC Locknut	2

AIRTEK (PEC) REPLACEMENT SERVICE KITS REFERENCE

60961-131		LH and RH Rear Hanger Replacement Kit, Axle Set, Includes Key Nos. 1-6	
1	66627-001	LH Rear Hanger	1
2	66627-002	RH Rear Hanger	1
3	66419-000	Belly Band	1
4	32043-006	5/8"-11 UNC 2.0" Hex Bolt	4
5	22962-003	5/8" Hardened Washer-O.D. 1.75"	8
6	47764-000	5/8"-11 UNC Hex Locknut	4
60961-132		Air Spring Bracket and Top Pad Replacement Kit, Axle Set, Includes Key Nos. 7-19	
7	66775-000	LH Air Spring Bracket	1
8	66776-000	RH Air Spring Bracket	1
9	68318-001	LH Top Pad	1
10	68318-002	RH Top Pad	1
11	59429-003	Link Mount	2
12	58035-002	3/8"-16 UNC 1.38" Hex Bolt (Link Mount)	2
13	22962-015	3/8" Flat Washer	2
14	58917-020	3/4"-10 UNC 4.5" Bolt (Lower Shock)	2
15	22962-001	3/4" Hardened Washer	4
16	49842-000	3/4"-10 UNC Hex Locknut	2
17	58917-016	3/4"-10 UNC 8.5" Hex Bolt (Clamp Group)	8
18	22962-001	3/4" Flat Washer	8
19	17700-033	3/4"-10 UNC Nylon Locknut	8
60961-134		Leaf Spring Assembly Replacement Kit, Axle Set, Includes Key Nos. 20-26	
20	66420-000	Leaf Spring Assembly	2
21	58917-016	3/4"-10 UNC 8.5" Hex Bolt	10
22	22962-001	3/4" Flat Washer	8
23	17700-033	3/4"-10 UNC-2B Nylon Locknut	8
24	58917-002	3/4"-10 UNC 5.0" Hex Bolt	2
25	22962-033	3/4" Flat Washer	8
26	49842-000	3/4"-10 UNC-2B Nylon Locknut	4
60961-135		Rear Spring Mount and Thrust Washer Replacement Kit, Axle Set, Includes Key Nos. 27-31	
27	66774-000	Rear Spring Mount	1
28	66779-000	Thrust Washer	1
29	30970-001	1/2"-20 UNF 2.5" Bolt	2
30	22962-014	1/2" Hardened Washer	4
31	17700-034	1/2"-20 UNF Nylon Locknut	2

NOTE: * Not supplied by Hendrickson, used for reference only. Refer to the vehicle manufacturer for more information.

** Item included in assembly only, part not sold separately.

*** The recommendation of the vehicle manufacturer is that dual height control valves are only to be installed on the front suspension when the rear suspension is equipped with a single height control valve system. This arrangement is best suited to keep the vehicle level versus having dual height control systems on both the front and rear suspensions.

**** No longer available for service. See replacement guide on page 103.

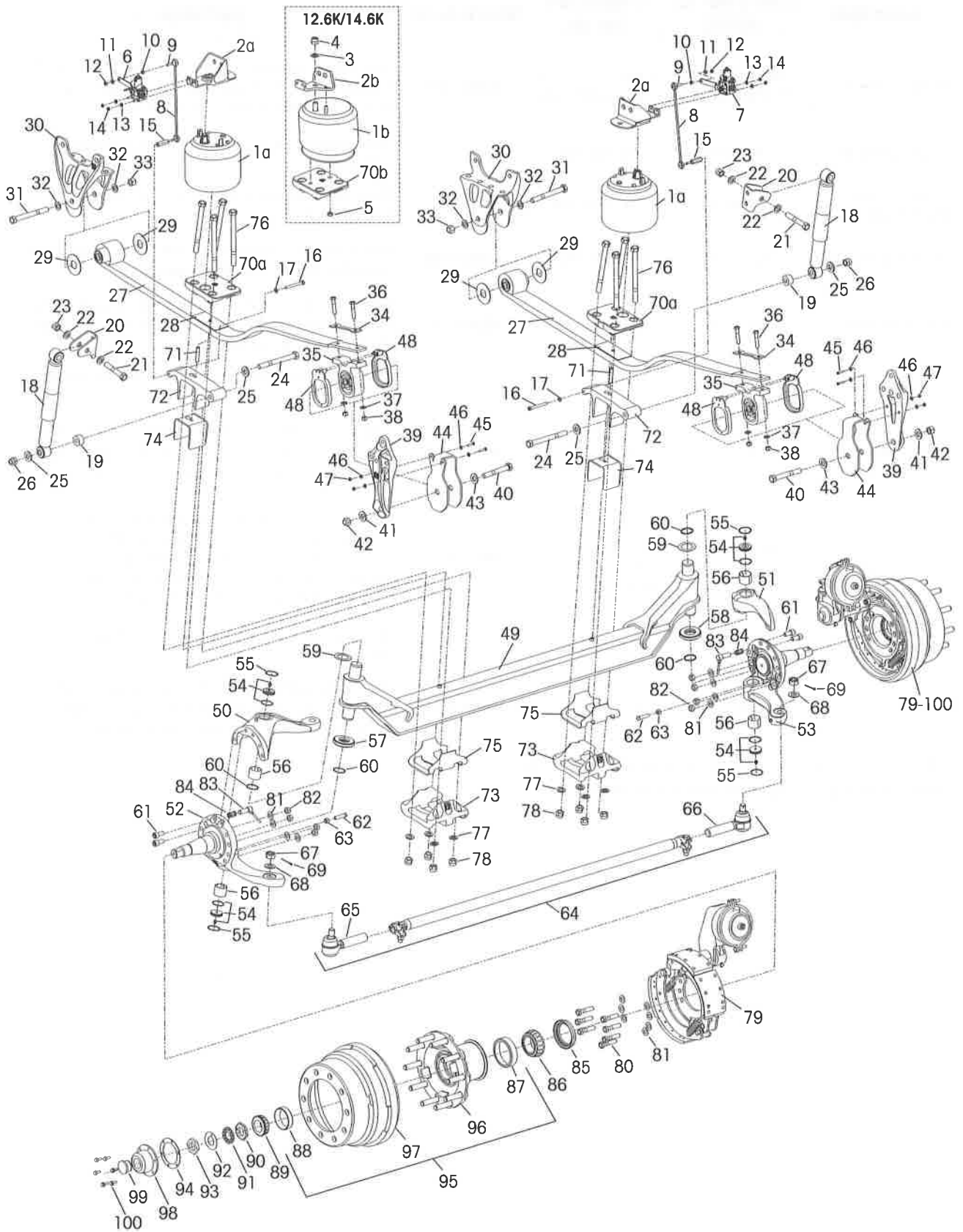
HENDRICKSON AIRTEK RIDE HEIGHT GAUGE FOR INTERNATIONAL VEHICLES: Literature number 45745-251, Height Gauge can be obtained on-line at www.hendrickson-intl.com/literature/litform.asp

AIRTEK PRIOR TO NEW ENGINE CONFIGURATION (PEC) COMPONENT REPLACEMENT GUIDE

Description	Current Part No. (PEC*)	Replacement Part No.	Service Kit No.	Comments
Air Spring Bracket	64583-000 (LH) 64586-000 (RH)	**66775-000 (LH) **66776-000 (RH)	60961-132	Requires the replacement of both air spring brackets, both top pads, lower link mount(s) with the new NEC** design and the elimination of both upper shock bracket spacers.
Lower Link Mount	59429-002	59429-002	—	Will continue to be serviced with the PEC* design in the aftermarket.
Spacer for Upper Shock Bracket	59946-001	See Comments	—	No longer required when the top pad is replaced with the NEC** design.
Leaf Spring Assembly	65771-000	**66420-000	60961-134	Requires the replacement of both leaf springs along with the removal of the caster wedge (if equipped).
Rear Spring Mount	58918-000	See Comments	60961-135	Requires the replacement of both rear spring mounts to the new NEC** design along with both rear thrust washers and the removal of the rear mount spacer.
Rear Mount Spacer	65772-000	See Comments	—	No longer required, item is discontinued with the new NEC** design.
Thrust Washer	65856-000	66779-000	60961-135	Requires the replacement with the NEC** thrust washer and rear spring mount assembly design for both sides of the vehicle and the removal of the rear mount spacer.
Rear Hanger (with Belly Band)	68317-001 (LH) 68317-002 (RH)	Modified Rear Hanger Nos. 66627-001 (LH) 66627-002 (RH)	60961-131	Requires the replacement of both rear hangers with the modified design rear hanger that is compatible with the NEC** rear spring mount, thrust washers and belly band design. See PEC Rear Hanger replacement instructions in the Component Replacement Section of this publication.
Belly Band	66019-000	66019-000	—	Will continue to be serviced with the PEC* design in the aftermarket.
Top Pad	64580-000	See Comments	60961-132	Requires the replacement of both top pads, both air spring brackets, lower link mount(s) with the new NEC** design and removal of both upper shock bracket spacers.

*PEC — Prior to new Engine Configuration, vehicles built prior to 9/06

**NEC — New Engine Configuration, vehicles built after 9/06



KEY NO.	PART NO.	DESCRIPTION	NO. REQ.
		Air Spring	2
1a	66349-002L	10.5K/12K	
1b	65790-002L	12.6K/14.6K	
		Upper Air Spring Bracket	2
2a	60850-002	10.5K/12K	
2b	66140-000	12.6K/14.6K	
3		*3/4" Flat Washer	2
4		*3/4"-16 UNF Locknut	2
5		*1/2"-13 UNC Locknut	2
		HCV & Linkage Assembly	
	66277-001	LH, Includes Key Nos. 6, 8-14	1
	66277-002	RH, Includes Key Nos. 7-14	1
6	66414-001	LH Height Control Valve	1
7	66414-002	RH Height Control Valve	1
8	59428-001	HCV Linkage - 335mm	2
9	59169-000	5/16"-18 UNC Stud	2
10	17491-011	5/16"-18 UNC Nut	2
11	22962-029	5/16" Hardened Washer	2
12	59016-000	5/16"-18 UNC Locknut	2
13	22962-028	1/4" Hardened Washer	4
14	49983-000	1/4"-20 UNC Locknut	4
15	59429-001	Lower Link Mount	2
16		*3/8"-16 UNC 3.5" Hex Bolt	2
17		*3/8" Flat Washer	2
18		Shock Absorber, <i>Replaces 66153-001</i>	2
	66153-006	10.5K/12K/12.6K	
	66153-007	14.6K	
19	59946-001	Shock Spacer	2
20	66589-002	Shock Bracket	2
21		*3/4" Upper Shock 3.75" Bolt	2
22		*3/4" Upper Shock Washer	4
23		*3/4" Upper Shock Locknut	2
24		*3/4" Lower Shock 7.5" Bolt	2
25		*3/4" Lower Shock Washer - 2.0" Wide	4
26		*3/4" Lower Shock Locknut	2
		Leaf Spring Assembly, Includes Key Nos. 27-29, 34-38, 48	
	59930-031	LH	1
	59930-032	RH	1
27		**Leaf Spring with Spring Eye Bushing	2
28		**Galvanized Liner	2
29	67495-000	Thrust Washer - Front Hanger, <i>Replaces 66264-001</i>	4
30	64488-000	Front Hanger	2
31		*M20 Bolt x 170	2
32		*M20 Washer	4
33		*M20 Locknut	2
	60961-002	Rear Spring Mount Service Kit, One Side, Includes Key Nos. 34-38	
34	58920-000	Spring End Plate	2
35	58918-000	Rear Spring Mount	2
36	30970-011	1/2"-20 UNF 2.25" Hex Bolt	4
37	22962-014	1/2" Hardened Washer	4
38	17700-034	1/2"-20 UNF Nylon Locknut	4
	59829-001	Rear Hanger Assembly, Includes Key Nos. 39, 43-47	2
39	59825-000	Rear hanger	2
40		*3/4"-10 UNC 4.75" Hex Bolt	2
41		*3/4" Flat Washer	2
42		*3/4"-10 UNC Locknut	2
	60961-016	Rear Hanger Clamp Service Kit, One Side, Includes Key Nos. 43-48	
43	22962-033	3/4" Wide Washer	2
44	59830-001	Rear Hanger Clamp	2
45	56935-001	1/4"-20 UNC 1.25" Hex Bolt	4
46	22962-028	1/4" Hardened Washer	8
47	49983-000	1/4"-20 UNC Locknut	4
48	59346-001	Thrust Washer	4

KEY NO.	PART NO.	DESCRIPTION	NO. REQ.
		SteerteK Axle Assembly, Includes Key Nos. 49-69, 72-75, 79-100	1
	64502-044	10.5K/12K/12.6K w/15x4 Wheel Ends, <i>Replaces 64502-041</i>	
	64502-045	14.6K w/16.5x5 Wheel Ends, <i>Replaces 64502-042</i>	
49		Axle & Kingpin Assembly	1
	64905-001	10.5K/12K/12.6K	
	64905-005	14.6K	
50	60903-004	LH Upper Steering Knuckle Assembly	1
51	60904-002	RH Upper Steering Knuckle Assembly	1
52	58900-027	LH Lower Steering Knuckle Assembly	1
53	58900-028	RH Lower Steering Knuckle Assembly	1
	60961-040	Kingpin Bushing and Bearing Service Kit, Axle Set, Includes Kit Nos. 60961-009 & 60961-039	
	60961-009	LH Kingpin Bushing and Composite Thrust Bearing Service Kit, Includes Key Nos. 54-57, 59-61, Loctite	
	60961-039	RH Kingpin Bushing and Roller Thrust Bearing Service Kit, Includes Key Nos. 54-56, 58-61, Loctite	
54	59156-000	Grease Cap Assembly	4
55	58937-000	Retaining Ring	4
56	58909-000	Kingpin Bushing	4
57	59828-000	LH Composite Thrust Bearing	1
58	64256-000	RH Roller Thrust Bearing	1
59	60259-002	Kingpin Shim - 0.047"	2
Not Shown	60259-001	Kingpin Shim - 0.005" (As needed for service)	
60	58910-000	Kingpin Seal	4
61	60236-001	5/8"-11 UNC Socket Head Cap Screw	4
Not Shown	60937-000	Loctite (Red) Compound Tube	1
	60961-069	Stop Bolt Service Kit, One End, Includes Key Nos. 62-63	
62	60238-001	1/2"-13 UNC Square Head Bolt	2
63	60240-000	1/2"-13 UNC Hex Jam Nut	2
64		Tie Rod Assembly, Includes Key Nos. 65-69	
	60239-003	10.5K/12K/12.6K	1
	64006-003	14.6K	1
	60961-010	Tie Rod End Service Kit, Axle Set 10.5K/12K/12.6K, Includes Kit Nos. 60961-025 & 60961-026	
	60961-011	14.6K, Includes Kit Nos. 60961-027 & 60961-028	
		LH Tie Rod End Service Kit, Includes Key Nos. 65, 67-69	
	60961-025	10.5K/12K/12.6K	
	60961-027	14.6K	
		RH Tie Rod End Service Kit, Includes Key Nos. 66-69	
	60961-026	10.5K/12K/12.6K	
	60961-028	14.6K	
65		LH Tie Rod End	1
	64000-001	10.5K/12K/12.6K	
	64002-001	14.6K	
66		RH Tie Rod End	1
	64000-002	10.5K/12K/12.6K	
	64002-002	14.6K	
67		**7/8" Castle Nut	2
68	22962-007	7/8" Hardened Washer	2
69	17800-004	Cotter Pin	2
		Top Pad	
70a	66144-000	10.5K/12K	2
70b	66191-000	12.6K/14.6K	2
71	57159-004	1/2" Dowel Pin - 2.63"	2
72	59952-028	Top Axle Wrap, <i>Replaces 59952-001</i>	2
73	64723-005	Bottom Axle Wrap	2

KEY NO.	PART NO.	DESCRIPTION	NO. REQ.	KEY NO.	PART NO.	DESCRIPTION	NO. REQ.
		Top/Bottom Axle Wrap Liner Service Kit, One Side, Includes Key Nos. 74-78			64627-001	ABS Sensor Service Kit, Axle Set, Includes Key Nos. 83-84	
	60961-164	•All vehicles built after 02/07		83	64547-000	ABS Sensor	2
	60961-013	•Vehicles built prior to 02/07		84	64550-000	ABS Sensor Clip	2
	60961-164	10.5K/12K/12.6K		64626-008	Front Bearing Wheel End Service Kit, One End, Includes Key Nos. 85-94		
	60961-164	14.6K		85	64531-000	Wheel Seal	2
74	59449-000	Top Axle Wrap Liner	2	86	64529-000	Inner Bearing Cone	2
75	59845-000	Bottom Axle Wrap Liner	2	87	66810-000	Inner Bearing Cup	2
		Clamp Group Hardware Kit, Axle Set, Includes Key Nos. 76-78		88	66811-000	Outer Bearing Cup	2
	60961-113	•All vehicles built after 02/07		89	64530-000	Outer Bearing Cone	2
	60961-150	•Vehicles built prior to 02/07		90	64671-000	1 1/2"-12 UNF Inner Wheel Bearing Adj. Nut	2
	60961-150	10.5K/12K/12.6K		91	64672-000	1 1/2"-12 UNF Pierced Lock Ring - 0.19"	2
	60961-113	14.6K		92	64673-000	1 1/2" Lock Washer - 0.03"	2
76		3/4"-10 UNC 9.0" Hex Bolt	8	93	64674-000	1 1/2"-12 UNF Wheel Bearing Outer Nut	2
	58917-013	•All vehicles built after 02/07		94	64546-000	Hubcap Gasket	2
	58917-016	•Vehicles built prior to 02/07		95		Hub & Drum Assembly, Includes Key Nos. 87-88, 96-97	2
	58917-013	10.5K/12K/12.6K			66238-000	10.5K/12K/12.6K	
	58917-013	14.6K			66239-000	14.6K (Not Shown)	
77	22962-001	3/4" Hardened Washer	8	96		**Hub	2
78	17700-033	3/4"-10 UNC-2B Nylocknut	8	97		**Drum	2
79		***Brake Assembly		98	64532-000	Hubcap Assembly - 6.0", Includes Key No. 99	2
	66261-001	LH 15x4 - 10.5K/12K/12.6K	1	99		**Rubber Plug	2
	66261-002	RH 15x4 - 10.5K/12K/12.6K	1	100	64545-002	5/16"-18 UNC 0.75" Hex Bolt w/Retained Washer (Hubcap Bolts), Replaces 64545-001	12
	64560-003	LH 16.5x5 - 14.6K	1				
	64560-004	RH 16.5x5 - 14.6K	1				
80	32043-002	5/8"-11 UNC 2.75" Hex Bolt	14				
81	22962-036	5/8" Hardened Washer	22				
82	47764-000	5/8"- UNC Locknut	8				

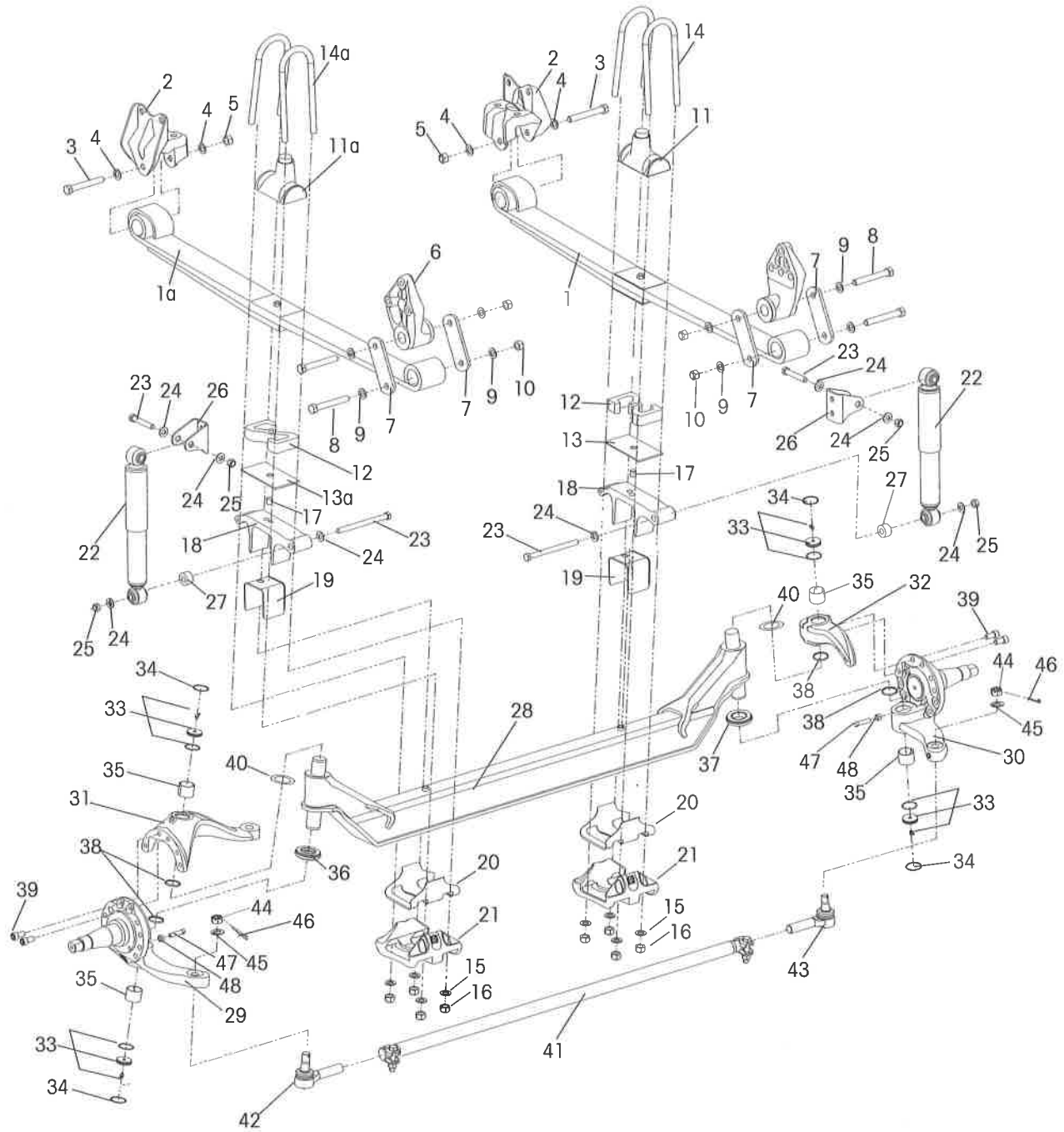
NOTE: * Not supplied by Hendrickson, used for reference only. Refer to vehicle manufacturer for more information. Hendrickson is not responsible for components supplied by vehicle manufacturer. For assistance with maintenance and rebuild instructions on these components see vehicle manufacturer.

** Item included in assembly only, part not sold separately.

*** Brake pads available from the vehicle manufacturer, not sold by Hendrickson.

HENDRICKSON AIRTEK Ride Height Gauges for Spartan Motorhome Chassis:

Literature number 45745-289 for 10.5K/12K Capacity and 45745-288 for 12.6K/14.6K Capacity Height Gauges can be obtained on-line at www.hendrickson-intl.com/literature/litform.asp

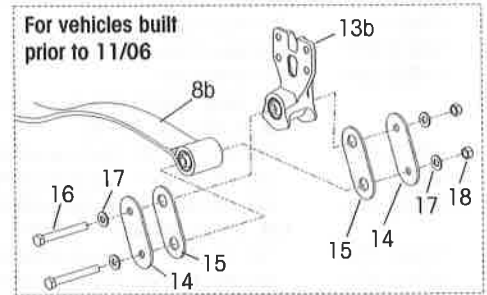
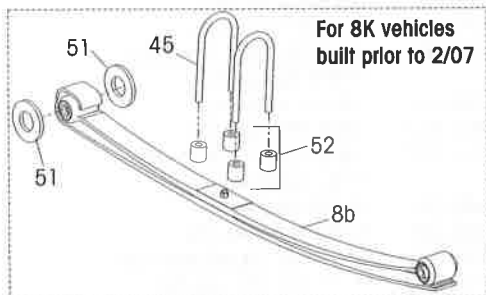
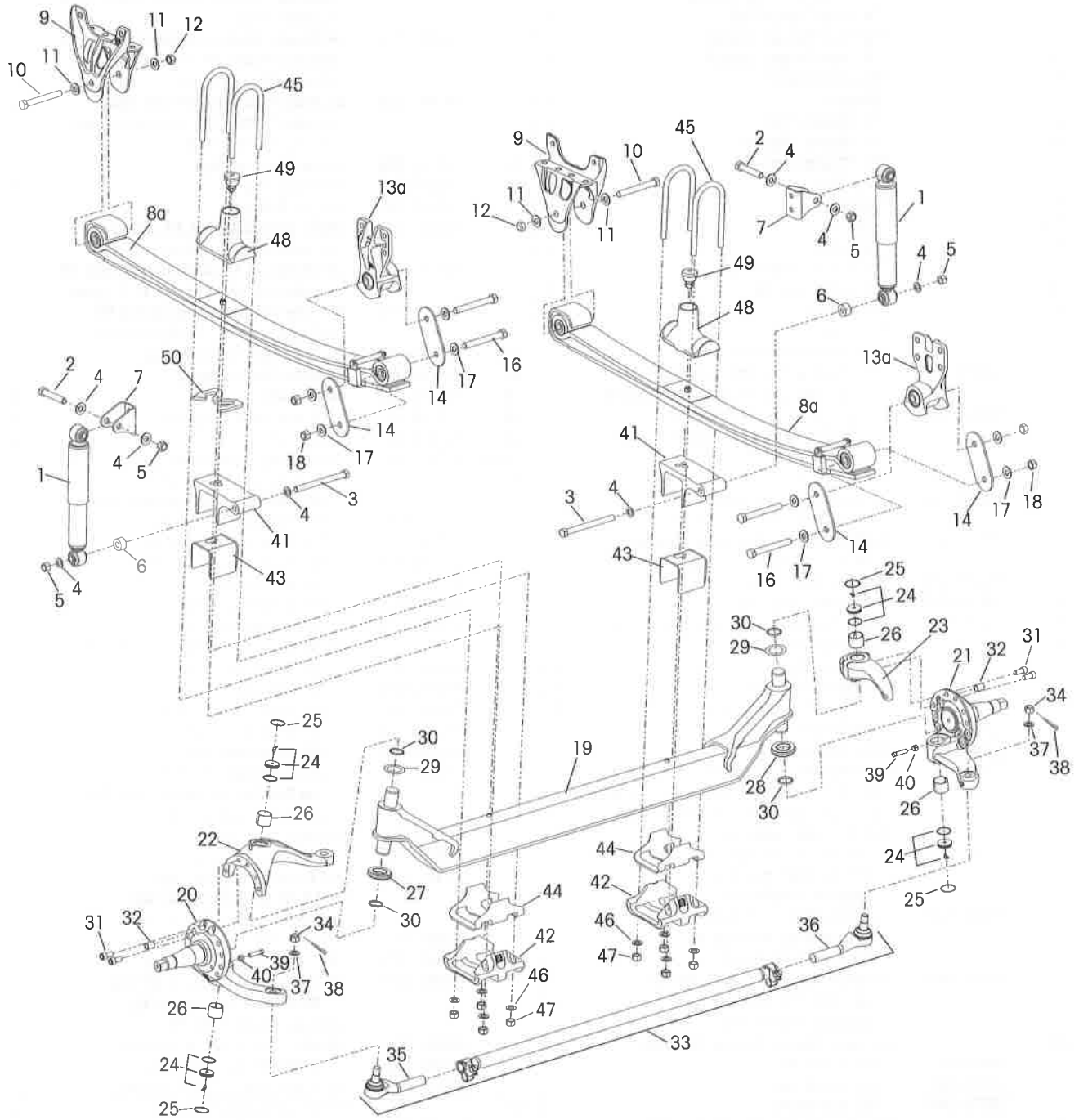


KEY NO.	PART NO.	DESCRIPTION	NO. REQ.
1		*Leaf & 1/2 Spring	2
2		*Front Frame Hanger Bracket	2
3		*3/4" Front Hanger Bolt	2
4		*3/4" Front Hanger Washer	4
5		*3/4" Front Hanger Locknut	2
6		*Shackle Bracket	2
7		*Shackle	4
8		*3/4" Shackle Bolt	4
9		*3/4" Shackle Washer	8
10		*3/4" Shackle Locknut	4
11		*Axle Stop	2
12		*Spacer	2
13		*Shim	2
14		*3/4" U-bolt	2
15		*3/4" U-bolt Flat Washer	8
16		*3/4" U-bolt Locknut	4
17		*Dowel Pin	2
18		Top Wrap	2
	59952-003	CST/Columbia 69 KPI, 4.25 Drop, 315 mm Ride Ht.;	
		5.36 Drop, 260 mm/280 mm Ride Ht.	
	59952-004	4.25 Drop, 355 mm Ride Ht.;	
		5.36 Drop, 315 mm Ride Ht.	
	59952-005	Coronado (WS) 70.9 KPI, 4.25 Drop, 315 mm Ride Ht.;	
	59952-006	4.25 Drop, 355 mm Ride Ht.;	
		5.36 Drop, 315 mm Ride Ht.	
	60961-015	Top/Bottom Axle Wrap Liner Service Kit, One Side , Includes Key Nos. 19-20	
19	60508-000	Top Axle Wrap Liner	2
20	59845-000	Bottom Axle Wrap Liner	2
21	64722-002	Bottom Axle Wrap, <i>Replaces 59440-002</i>	2
22		*Shock Absorber	2
23		*3/4" Shock Bolt	2
24		*3/4" Shock Flat Washer	4
25		*3/4"-10 UNC Shock Locknut	4
26	59423-002	Shock Bracket	2
27	59946-001	Shock Spacer	2
	70952-	Axle Assembly, Includes Key Nos. 18-21, 28-48, Contact Hendrickson Tech Services for proper Axle Assembly part number.	1
28		Axle & Kingpin Assembly	1
	64905-001	Coronado, 4.25 Drop, 70.9 KPI, 315 mm/355 mm Ride Ht., <i>Replaces 59924-001</i>	
	64905-002	CST/Columbia, 4.25 Drop, 69 KPI, 315 mm/355 mm Ride Ht., <i>Replaces 59924-002</i>	
	64905-004	CST/Columbia, 5.36 Drop, 69 KPI, 280 mm/315 mm Ride Ht., <i>Replaces 59924-004</i>	
29		LH Lower Steering Knuckle Assembly	1
	58900-001	250 Ackermann	
	58900-003	210 Ackermann	
	58900-005	150 Ackermann	
30		RH Lower Steering Knuckle Assembly	1
	58900-002	250 Ackermann	
	58900-004	210 Ackermann	
	58900-006	150 Ackermann	
31		***LH Upper Steering Knuckle Assembly	1
		12K, 4.25 Drop, 69 KPI,	
	60903-034	280 mm Ride Ht., <i>Replaces 60903-004</i>	
	60903-035	315 mm Ride Ht., <i>Replaces 60903-005</i>	
	60903-036	355 mm Ride Ht., <i>Replaces 60903-006</i>	
		12K, 4.25/5.36 Drop, 70.9 KPI,	
	60903-038	315 mm Ride Ht., <i>Replaces 60903-008</i>	
	60903-039	355 mm Ride Ht., <i>Replaces 60903-009</i>	
32	60904-032	***RH Upper Steering Knuckle Assembly <i>Replaces 60903-002</i>	1

KEY NO.	PART NO.	DESCRIPTION	NO. REQ.
	60961-040	Kingpin Bushing and Bearing Service Kit, Axle Set , Includes Kit Nos. 60961-009 & 60961-039	
	60961-009	LH Kingpin Bushing w/Composite Thrust Bearing Service Kit , Includes Key Nos. 33-36, 38-40, Loctite	
	60961-039	RH Kingpin Bushing w/Roller Thrust Bearing Service Kit , Includes Key Nos. 33-35, 37-40, Loctite	
33	59156-000	Grease Cap Assembly	4
34	58937-000	Retaining Ring	4
35	58909-000	Kingpin Bushing	4
	60961-043	Thrust Bearing Service Kit, Axle Set , Includes Key Nos. 36-40 & Loctite	
	60961-041	LH Composite Thrust Bearing Service Kit , Includes Key Nos. 36, 38-40 & Loctite	
	60961-042	RH Roller Thrust Bearing Service Kit , Includes Key Nos. 37-40 & Loctite	
36	59828-000	LH Composite Thrust Bearing	1
37	64256-000	RH Roller Thrust Bearing	1
38	58910-000	Kingpin Seal	4
39	60236-001	5/8" Socket head cap screw	4
40	60259-002	Kingpin Shim	2
Not Shown	60937-000	Loctite® (Red) Compound Tube	1
41		****Tie Rod Assembly, 12K 4.25 Drop, 315 mm/355 mm Ride Ht.,	1
	60239-001	150 Ackermann, 70.9 KPI	
	60239-002	200 Ackermann, 70.9 KPI	
	60239-003	250 Ackermann, 70.9 KPI	
	60239-004	150 Ackermann, 69 KPI	
	60239-005	200 Ackermann, 69 KPI	
	60239-006	250 Ackermann, 69 KPI	
		5.36 Drop, 280 mm/315 mm Ride Ht.,	
	59948-001	150 Ackermann, 70.9 KPI	
	59948-002	200 Ackermann, 70.9 KPI	
	59948-003	250 Ackermann, 70.9 KPI	
	59948-004	150 Ackermann, 69 KPI	
	59948-005	200 Ackermann, 69 KPI	
	59948-006	250 Ackermann, 69 KPI	
		****Tie Rod End Service Kit, Axle Set, Includes Key Nos. 42-45	
	60961-081	69 KPI, 4.25 Drop	
	60961-082	70.9 KPI, 4.25 Drop	
	60961-012	69 & 70.9 KPI, 5.36 Drop	
		****LH Tie Rod End Service Kit, Includes Key Nos. 42, 44-45	
	60961-083	69 KPI, 12K-12.5K, 4.25 Drop	
	60961-085	70.9 KPI, 14.6K, 4.25 Drop	
	60961-029	70.9 KPI, 12K-12.5K, 5.36 Drop	
		****RH Tie Rod End Service Kit, Includes Key Nos. 43-45	
	60961-084	69 KPI, 12K-12.5K, 4.25 Drop	
	60961-086	70.9 KPI, 14.6K, 4.25 Drop	
	60961-030	70.9 KPI, 12K-12.5K, 5.36 Drop	
42		****LH Tie Rod End	1
	64000-001	69 KPI, 4.25 Drop	
	64002-001	70.9 KPI 4.25 Drop	
	64004-001	69 & 70.9 KPI, 5.36 Drop	
43		****RH Tie Rod End	1
	64000-002	69 KPI, 4.25 Drop	
	64002-002	70.9 KPI 4.25 Drop	
	64004-002	69 & 70.9 KPI, 5.36 Drop	
44		***3/4" Castle Nut	2
45	22962-007	7/8" Flat Washer	2
46	17800-004	Tie Rod Nut Cotter Pin	2
47	60238-000	1/2"-13 UNC Square Head Bolt	2
48	60240-000	1/2"-13 UNC Hex Jam Nut	2

See Notes on page 83

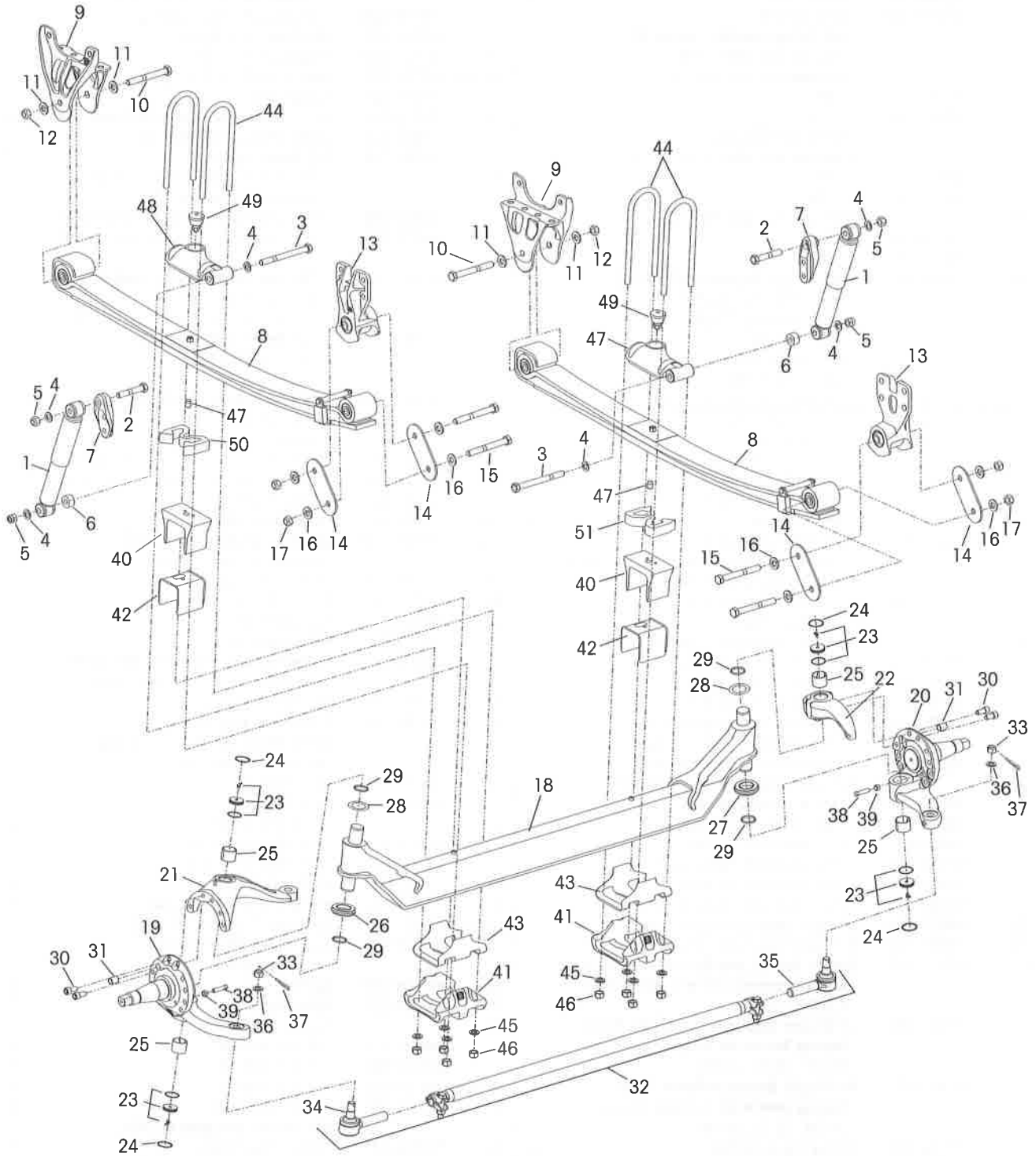
8K/10K Capacity



KEY NO.	PART NO.	DESCRIPTION	NO. REQ.
1	58913-009L	Shock Absorber, <i>Replaces 58913-007</i>	2
2		**3/4"-10 UNC Upper Shock Bolt	2
3		**3/4"-10 UNC Lower Shock Bolt	2
4		**3/4" Hardened Washer	8
5		**3/4"-10 UNC Hex Locknut	4
6	59946-001	Shock Spacer	2
7	59423-002	Shock Bracket	2
		Leaf Spring Assembly Service Kit, •Vehicles built after 11/06, Includes Key Nos. 8a, 13a, 14	
	60961-161	8K	
	60961-162	10K	
		Leaf Spring Assembly	2
8a		•Vehicles built after 11/06	
	66623-001	8K	
	66624-001	10K	
8b		•Vehicles built prior to 11/06	
	66364-000	8K	
	60511-000	10K	
9	64488-002	Front Hanger, <i>Replaces 64488-000</i>	2
10		**M20 170 mm Hex Bolt	2
11		**M20 Hardened Washer	4
12		**M20 Locknut	2
		Rear Shackle Bracket	2
13a	66510-001	•Vehicles built after 11/06	
13b	64316-000	•Vehicles built prior to 11/06	
14	64314-000	Rear Shackle Plate	4
15	64159-000	Thrust Washer	4
		•Only for vehicles built <i>prior to</i> 11/06	
16		**M20 150 mm Hex Bolt	4
17		**M20 Hardened Washer	8
18		**M20 Locknut	4
	60952-XXX	STEERTEK Axle Assembly Contact Hendrickson Tech Serv. for Part No., Includes Key Nos. 19-44	1
19	64905-004	Axle & Kingpin Assembly 6.5", 8.5" Ride Ht.	1
20		LH Lower Steering Knuckle Assembly	1
	58900-035	150 Ackermann Air Brake	
	58900-033	200 Ackermann Air Brake	
	58900-031	250 Ackermann Air Brake	
	58900-055	150 Ackermann Hydraulic Brake	
	58900-053	200 Ackermann Hydraulic Brake	
	58900-051	250 Ackermann Hydraulic Brake	
21		RH Lower Steering Knuckle Assembly	1
	58900-036	150 Ackermann Air Brake	
	58900-034	200 Ackermann Air Brake	
	58900-032	250 Ackermann Air Brake	
	58900-056	150 Ackermann Hydraulic Brake	
	58900-054	200 Ackermann Hydraulic Brake	
	58900-052	250 Ackermann Hydraulic Brake	
22	60903-016	LH Upper Steering Knuckle Assembly	1
23	60904-002	RH Upper Steering Knuckle Assembly	1
	60961-040	Kingpin Bushing and Bearing Service Kit, Axle Set, Includes Kit Nos. 60961-009 & 60961-039	
	60961-009	LH Kingpin Bushing w/Composite Thrust Bearing Service Kit, Includes Key Nos. 24-27, 29-31, Loctite	
	60961-039	RH Kingpin Bushing w/Roller Thrust Bearing Service Kit, Includes Key Nos. 24-26, 28-31, Loctite	
24	59156-000	Grease Cap Assembly	4
25	58937-000	Retaining Ring	4
26	58909-000	Kingpin Bushing	4

KEY NO.	PART NO.	DESCRIPTION	NO. REQ.
	60961-043	Thrust Bearing Service Kit, Axle Set, Includes Kit Nos. 60961-041 & -042	
	60961-041	LH Composite Thrust Bearing Service Kit, Includes Key Nos. 27, 29-31, Loctite	
	60961-042	RH Roller Thrust Bearing Service Kit, Includes Key Nos. 28-31, Loctite	
27	59828-000	LH Composite Thrust Bearing	1
28	64256-000	RH Roller Thrust Bearing	1
29	60259-002	Kingpin Shim - 0.047"	2
Not Shown	60259-001	Kingpin Shim - 0.005" (As needed for service)	
30	58910-000	Kingpin Seal	4
31	60236-001	3/8"-11 UNC Socket Head Cap Screw	4
Not Shown	60937-000	Loctite (Red) Compound Tube	1
32	64246-000	ABS Sensor Sleeve	2
33		***Tie Rod Assembly, 10K, 5.36 Drop, Includes Key Nos. 34-38	1
	66699-003	200 Ackermann, <i>Replaces 59948-005</i>	
	66699-001	250 Ackermann, <i>Replaces 59948-006</i>	
34		*3/8" Castle Nut	2
	60961-139	*** Tie Rod End Service Kit, Axle Set, <i>Replaces 60961-012</i> Includes Kit Nos. 60961-137 & -138	
	60961-137	*** LH Tie Rod End Service Kit, <i>Replaces 60961-029</i> Includes Key Nos. 35, 37-38	
	60961-138	*** RH Tie Rod End Service Kit, <i>Replaces 60961-030</i> Includes Key Nos. 36-38	
35	66645-001	***LH Tie Rod End, <i>Replaces 64004-001</i>	1
36	66645-002	***RH Tie Rod End, <i>Replaces 64004-002</i>	1
37	22962-007	7/8" Flat Washer	2
38	17800-004	Tie Rod Nut Cotter Pin	2
	60961-069	Stop Bolt Service Kit, One Side, Includes Key Nos. 39-40	
39	60238-001	1/2"-13 UNC Square Head Bolt	2
40	60240-000	1/2"-13 UNC Hex Jam Nut	2
41	59952-003	Top Axle Wrap	2
42	64722-003	Bottom Axle Wrap	2
	60961-015	Top/Bottom Axle Wrap Liner Service Kit, One Side, Includes Key Nos. 43-44	
43	60508-000	Top Axle Wrap Liner	2
44	59845-000	Bottom Axle Wrap Liner	2
		Clamp Group Service Kit, One side, Includes Key Nos. 45-47	
	60961-140	6.5" Ride Ht.	
	60961-141	8.5" Ride Ht.	
45		3/4"-16 UNF U-bolt	4
	64804-110	6.5" Ride Ht. - 11.0"	
	64804-130	8.5" Ride Ht. - 13.0"	
46	22962-001	3/4" Flat Washer	8
47	17700-035	3/4"-16 UNF-2B Nylon Locknut	8
Not Shown	18831-021	Dowel Pin, 8.5" Ride Ht. - 2.0"	1
	64506-000	Top Pad/Axle Stop Assembly, Includes Key Nos. 48-49	
48	64519-000	Top Pad	2
49	64080-000	Rubber Axle Stop	2
50		Front Axle Spacer	
	64536-010	LH 6.5" Ride Ht.	1
	64536-060	LH 8.5" Ride Ht.	1
Not Shown	64536-050	RH 8.5" Ride Ht.	1
51	66164-000	Thrust Pad Washer •8K vehicles built prior to 2/07	2
52	66366-001	Clamp Group Spacer •8K vehicles built prior to 2/07	4

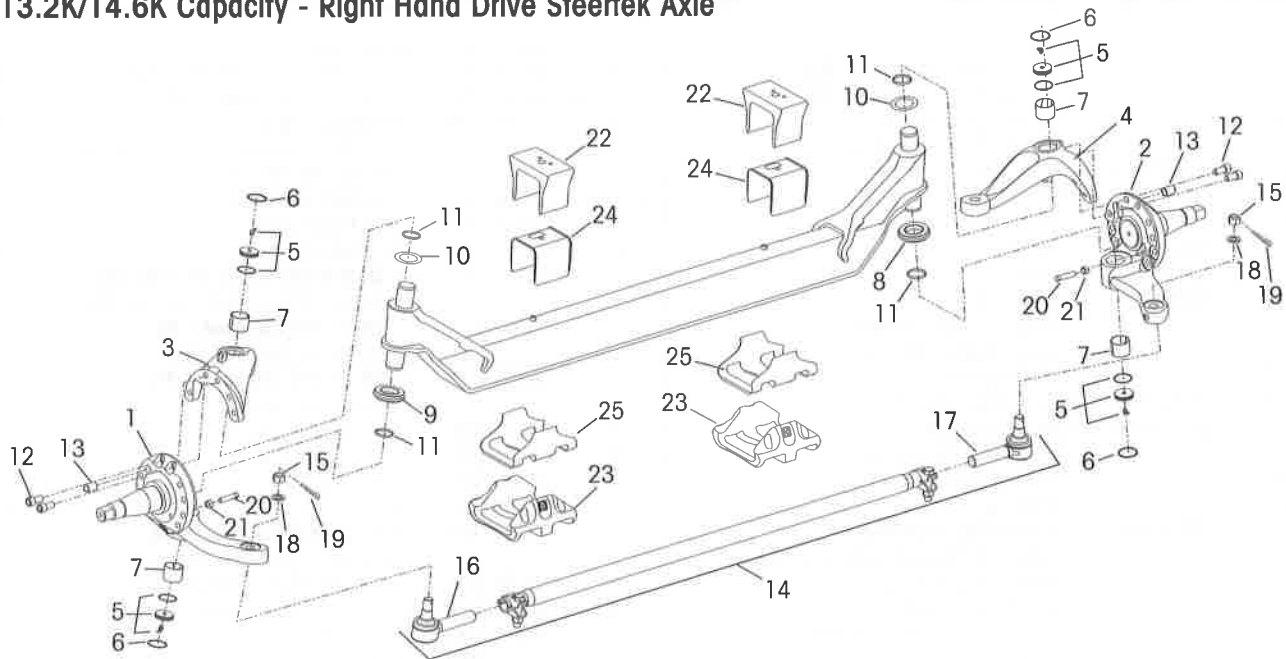
13.2K/14.6K Capacity - Left Hand Drive Steertek Axle



KEY NO.	PART NO.	DESCRIPTION	NO. REQ.
1	58913-010L	Shock Absorber	2
2		**3/4"-10 UNC Upper Shock Bolt	2
3		**3/4"-10 UNC Lower Shock Bolt	2
4		**3/4" Hardened Washer	6
5		**3/4"-10 UNC Hex Locknut	4
6	59946-001	Shock Spacer	2
7	65000-002	Shock Bracket	2
8		Leaf Spring Assembly	2
	66625-001	13.2K	
	66626-001	14.6K	
9	64488-002	Front Hanger	2
10		**M20 170 mm Hex Bolt	2
11		**M20 Hardened Washer	4
12		**M20 Locknut	2
13	66510-001	Rear Shackle Bracket	2
14	64314-000	Rear Shackle Plate	4
15		**M20 150 mm Hex Bolt	4
16		**M20 Hardened Washer	8
17		**M20 Locknut	4
	60952-XXX	STEERTEK Axle Assembly Contact Hendrickson Tech Serv. for Part No., Includes Key Nos. 18-43	1
18		Axle & Kingpin Assembly 6.8", 7.8", 8.8" and 9.8" Ride Ht.	1
	64905-002	13.2K	
	64905-005	14.6K	
19		LH Lower Steering Knuckle Assembly	1
	58900-035	150 Ackermann Air Brake	
	58900-033	200 Ackermann Air Brake	
	58900-031	250 Ackermann Air Brake	
	58900-055	150 Ackermann Hydraulic Brake	
	58900-053	200 Ackermann Hydraulic Brake	
	58900-051	250 Ackermann Hydraulic Brake	
20		RH Lower Steering Knuckle Assembly	1
	58900-036	150 Ackermann Air Brake	
	58900-034	200 Ackermann Air Brake	
	58900-032	250 Ackermann Air Brake	
	58900-056	150 Ackermann Hydraulic Brake	
	58900-054	200 Ackermann Hydraulic Brake	
	58900-052	250 Ackermann Hydraulic Brake	
21	60903-055	LH Upper Steering Knuckle Assembly	1
22	60904-002	RH Upper Steering Knuckle Assembly	1
	60961-040	Kingpin Bushing and Bearing Service Kit, Axle Set , Includes Kit Nos. 60961-009 & 60961-039	
	60961-009	LH Kingpin Bushing w/Composite Thrust Bearing Service Kit , Includes Key Nos. 23-26, 28-30, Loctite	
	60961-039	RH Kingpin Bushing w/Roller Thrust Bearing Service Kit , Includes Key Nos. 23-25, 27-30, Loctite	
23	59156-000	Grease Cap Assembly	4
24	58937-000	Retaining Ring	4
25	58909-000	Kingpin Bushing	4
	60961-043	Thrust Bearing Service Kit, Axle Set , Includes Kit Nos. 60961-041 & -042	
	60961-041	LH Composite Thrust Bearing Service Kit , Includes Key Nos. 26, 28-30, Loctite	
	60961-042	RH Roller Thrust Bearing Service Kit , Includes Key Nos. 27-30, Loctite	
26	59828-000	LH Composite Thrust Bearing	1
27	64256-000	RH Roller Thrust Bearing	1
28	60259-002	Kingpin Shim - 0.047"	2
Not Shown	60259-001	Kingpin Shim - 0.005" (As needed for service)	

KEY NO.	PART NO.	DESCRIPTION	NO. REQ.
29	58910-000	Kingpin Seal	4
30	60236-001	5/8"-11 UNC Socket Head Cap Screw	4
Not Shown	60937-000	Loctite (Red) Compound Tube	1
31	64246-000	ABS Sensor Sleeve	2
32		***Tie Rod Assembly, 14.6K, 5.36 Drop, Includes Key Nos. 33-37	1
	64006-002	150/200 Ackermann	
	64006-003	250 Ackermann	
33		*7/8" Castle Nut	2
	60961-011	*** Tie Rod End Service Kit, Axle Set , Includes Kit Nos. 60961-027 & -028	
	60961-027	*** LH Tie Rod End Service Kit , Includes Key Nos. 34, 36-37	
	60961-028	*** RH Tie Rod End Service Kit , Includes Key Nos. 35-37	
34	64002-001	***LH Tie Rod End	1
35	64002-002	***RH Tie Rod End	1
36	22962-007	7/8" Flat Washer	2
37	17800-004	Tie Rod Nut Cotter Pin	2
	60961-069	Stop Bolt Service Kit, One Side , Includes Key Nos. 38-39	
38	60238-001	1/2"-13 UNC Square Head Bolt	2
39	60240-000	1/2"-13 UNC Hex Jam Nut	2
40	59952-026	Top Axle Wrap	2
41	64722-003	Bottom Axle Wrap	2
	60961-015	Top/Bottom Axle Wrap Liner Service Kit, One Side , Includes Key Nos. 42-43	
42	60508-000	Top Axle Wrap Liner	2
43	59845-000	Bottom Axle Wrap Liner	2
		Clamp Group Service Kit, One side , Includes Key Nos. 44-46	
	60961-142	6.8" Ride Ht.	
	60961-143	7.8" Ride Ht.	
	60961-144	8.8" Ride Ht.	
	60961-145	9.8" Ride Ht.	
44		3/4"-16 UNF U-bolt	4
	64804-120	6.8" Ride Ht. - 12.0"	
	64804-130	7.8" Ride Ht. - 13.0"	
	64804-140	8.8" Ride Ht. - 14.0"	
	64804-150	9.8" Ride Ht. - 15.0"	
45	22962-001	3/4" Flat Washer	8
46	17700-035	3/4"-16 UNF-2B Nylon Locknut	8
47		Dowel Pin	
		6.8" Ride Ht.	None Req.
	18831-022	7.8" Ride Ht. - 1.13"	2
	18831-021	8.8" Ride Ht. - 2.0"	2
	18831-023	9.8" Ride Ht. - 3.0"	2
	66806-001	Top Pad/Axle Stop Assembly, Includes Key Nos. 48-49	
48	66666-000	Top Pad	2
49	64080-000	Rubber Axle Stop	2
50		LH Front Axle Spacer	1
	64536-010	6.8" Ride Ht.	
	64536-035	7.8" Ride Ht.	
	64536-060	8.8" Ride Ht.	
	64536-085	9.8" Ride Ht.	
51		RH Front Axle Spacer	1
		6.8" Ride Ht.	None Req.
	64536-025	7.8" Ride Ht.	
	64536-050	8.8" Ride Ht.	
	64536-075	9.8" Ride Ht.	

13.2K/14.6K Capacity - Right Hand Drive Steertek Axle



KEY NO.	PART NO.	DESCRIPTION	NO. REQ.
		STEERTEK Axle Assembly, Includes Key Nos. 1-25	1
	67905-402	SOFTEK Standard Drop - 13.2K	
	67905-404	AIRTEK Deep Drop - 13.2K	
	67905-405	SOFTEK Standard Drop - 14.6K	
	67905-407	AIRTEK Deep Drop - 14.6K	
1		LH Lower Steering Knuckle Assembly	1
	58900-035	150 Ackermann Air Brake	
	58900-033	200 Ackermann Air Brake	
	58900-031	250 Ackermann Air Brake	
	58900-055	150 Ackermann Hydraulic Brake	
	58900-053	200 Ackermann Hydraulic Brake	
	58900-051	250 Ackermann Hydraulic Brake	
2		RH Lower Steering Knuckle Assembly	1
	58900-036	150 Ackermann Air Brake	
	58900-034	200 Ackermann Air Brake	
	58900-032	250 Ackermann Air Brake	
	58900-056	150 Ackermann Hydraulic Brake	
	58900-054	200 Ackermann Hydraulic Brake	
	58900-052	250 Ackermann Hydraulic Brake	
3	60904-001	LH Upper Steering Knuckle Assembly	1
4	70903-001	RH Upper Steering Knuckle Assembly	1
	60961-040	Kingpin Bushing and Bearing Service Kit, Axle Set, Includes Kit Nos. 60961-009 & 60961-039	
	60961-009	RH Kingpin Bushing w/Composite Thrust Bearing Service Kit, Includes Key Nos. 5-8, 10-12, Loctite	
	60961-039	LH Kingpin Bushing w/Roller Thrust Bearing Service Kit, Includes Key Nos. 5-7, 9-12, Loctite	
5	59156-000	Grease Cap Assembly	4
6	58937-000	Retaining Ring	4
7	58909-000	Kingpin Bushing	4
	60961-043	Thrust Bearing Service Kit, Axle Set, Includes Kit Nos. 60961-041 & -042	
	60961-041	RH Composite Thrust Bearing Service Kit, Includes Key Nos. 8, 10-12, Loctite	

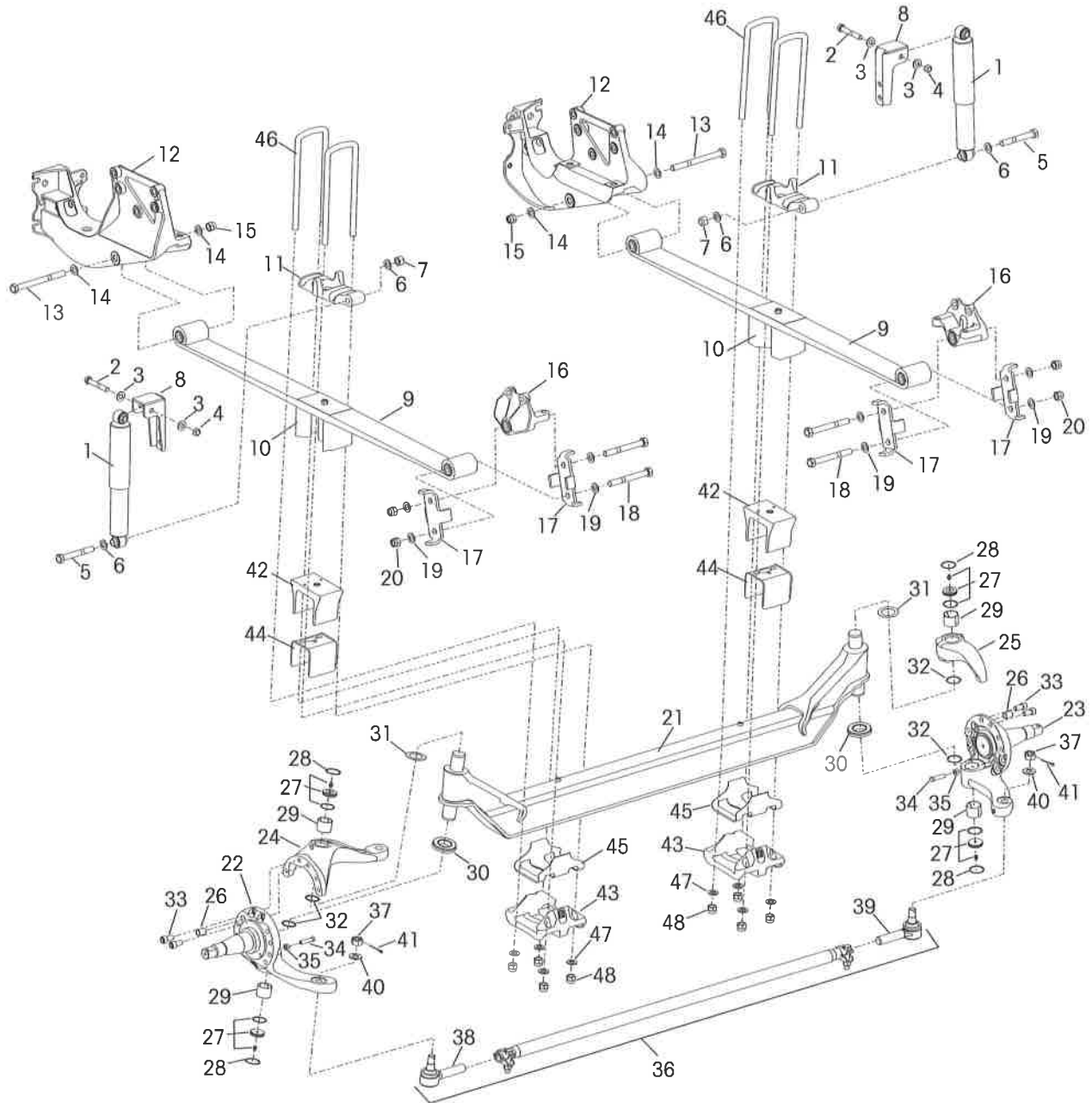
KEY NO.	PART NO.	DESCRIPTION	NO. REQ.
	60961-042	LH Roller Thrust Bearing Service Kit, Includes Key Nos. 9-12, Loctite	
8	59828-000	RH Composite Thrust Bearing	1
9	64256-000	LH Roller Thrust Bearing	1
10	60259-002	Kingpin Shim - 0.047"	2
Not Shown	60259-001	Kingpin Shim - 0.005" (As needed for service)	
11	58910-000	Kingpin Seal	4
12	60236-001	5/8"-11 UNC Socket Head Cap Screw	4
Not Shown	60937-000	Loctite (Red) Compound Tube	1
13	64246-000	ABS Sensor Sleeve	2
14		Tie Rod Assembly, 13.2K, Includes Key Nos. 15-19	1
	60239-005	150/200 Ackermann	
	60239-001	250 Ackermann	
15		*3/4" Castle Nut	2
	60961-010	Tie Rod End Service Kit, Axle Set, Includes Kit Nos. 60961-025 & -026	
	60961-025	LH Tie Rod End Service Kit, Includes Key Nos. 16, 18-19	
	60961-026	RH Tie Rod End Service Kit, Includes Key Nos. 17-19	
16	64000-001	LH Tie Rod End	1
17	64000-002	RH Tie Rod End	1
18	22962-007	1/2" Flat Washer	2
19	17800-004	Tie Rod Nut Cotter Pin	2
	60961-069	Stop Bolt Service Kit, One Side, Includes Nos. 20-21	
20	60238-001	1/2"-13 UNC Square Head Bolt	2
21	60240-000	1/2"-13 UNC Hex Jam Nut	2
22	59952-026	Top Axle Wrap - 13.2K	2
	59952-031	Top Axle Wrap - 14.6K	
23	64722-003	Bottom Axle Wrap	2
	60961-015	Top/Bottom Axle Wrap Liner Service Kit, One Side, Includes Nos. 24-25	
24	60508-000	Top Axle Wrap Liner	2
25	59845-000	Bottom Axle Wrap Liner	2

NOTE: * Item included in assembly only, part not sold separately.

** Not supplied by Hendrickson, used for reference only. Refer to OEM (vehicle manufacturer) for more information. Hendrickson is not responsible for components supplied by vehicle manufacturer. For assistance with maintenance and rebuild instructions on these components see vehicle manufacturer.

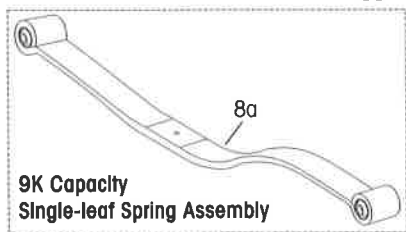
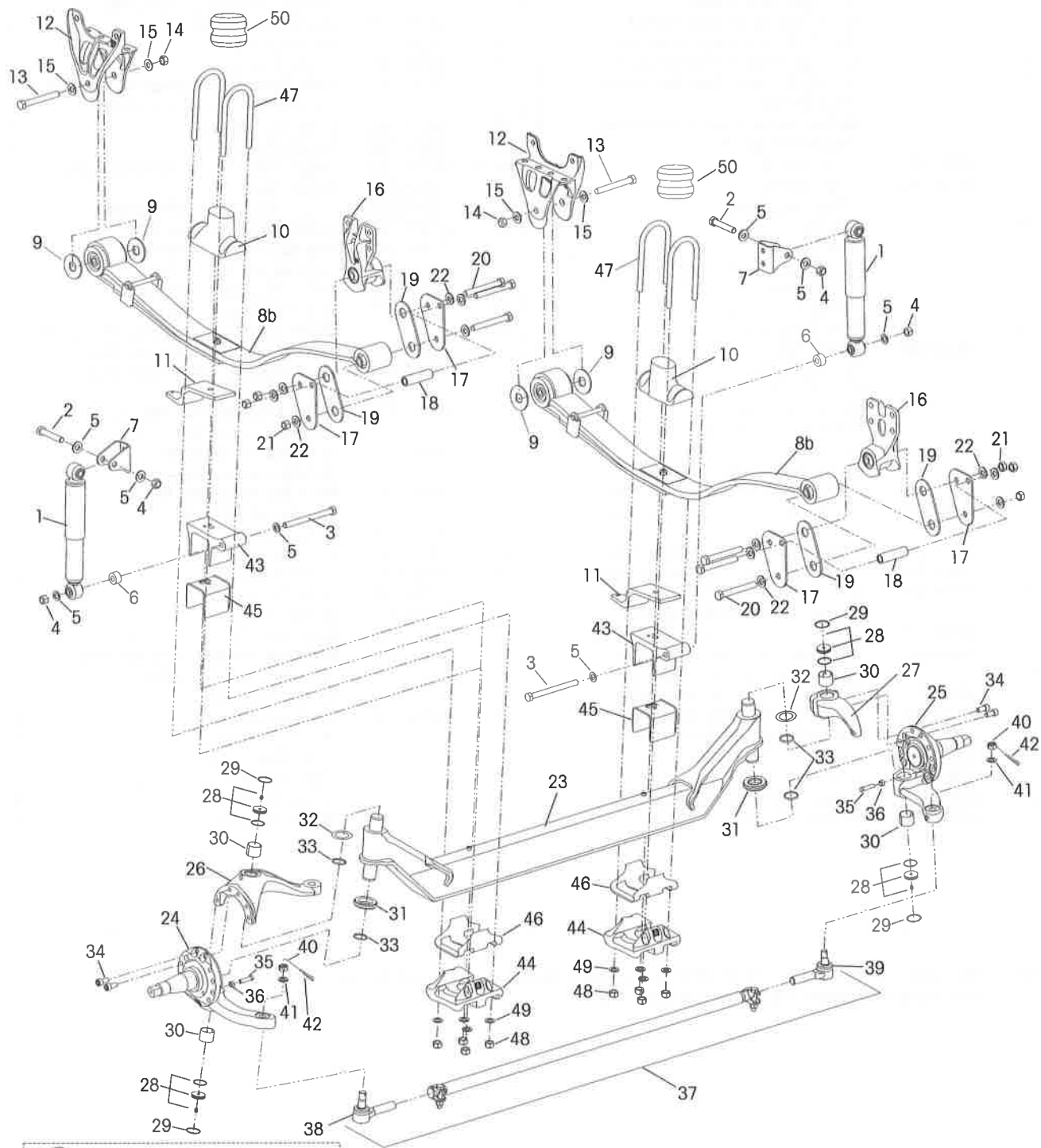
*** Hendrickson supplies different tie rod assemblies and each type may take a different replacement tie rod end kit to service. Prior to ordering, find the part number on the tie rod tube, reference Hendrickson Publication No. SEU-0223 or contact Hendrickson Sales Engineering 630.910.2800 for corresponding kit numbers.

International Truck Models 9200/9400/8600



KEY NO.	PART NO.	DESCRIPTION	NO. REQ.	KEY NO.	PART NO.	DESCRIPTION	NO. REQ.
1		*Shock Absorber	2		60961-039	Kingpin Bushing and Roller Thrust Bearing Service Kit, One Side, Includes Key Nos. 27-33, Loctite	
2		*5/8"-11 UNC 4.0" Upper Shock Bolt	1	27	59156-000	Grease Cap Assembly	4
3		*5/8" Upper Shock Washer	2	28	58937-000	Retaining Ring	4
4		*5/8"-11 UNC Upper Shock Locknut	1	29	58909-000	Kingpin Bushing	4
5		*3/4"-10 UNC 5.0" Lower Shock Bolt	1		60961-042	Roller Thrust Bearing Service Kit, One Side, Includes Key Nos. 30-33, Loctite	
6		*3/4" Lower Shock Hardened Washer	2	30	64256-000	Roller Thrust Bearing	2
7		*3/4"-10 UNC Lower Shock Hex Locknut	1	31	60259-002	Kingpin Shim .047"	2
8		*Shock Bracket	2	Not Shown	60259-001	Kingpin Shim .005" (As Needed for Service)	
9		Monoleaf Spring Assembly with Spacer, Includes Key No. 10	2	32	58910-000	Kingpin Seal	4
	66347-001	7.75" Ride Ht.		33	60236-001	5/8"-11 UNC Socket Head Cap Screw	4
	66347-002	7.00" Ride Ht.		Not Shown	60937-000	Loctite® (Red) Compound Tube	1
10		**Front Axle Spacer	2		60961-069	Stop Bolt Service Kit, One Side, Includes Key Nos. 34-35	
11		*Top Pad	2	34	60238-001	1/2"-13 UNC Square Head Bolt	2
12		*Front Hanger	2	35	60240-000	1/2"-13 UNC Hex Jam Nut	2
13		*3/4"-10 UNC 8.5" Hex Bolt	2	36		Tie Rod Assembly, Includes Key Nos. 37-39	1
14		*3/4" Flat Washer	4		60239-002	200 Ackermann - Long Wheel Base	
15		*3/4"-10 UNC Locknut	2		60239-001	150 Ackermann - Short Wheel Base	
16		*Rear Spring Mount	1	37		**7/8" Castle Nut	2
17	66545-000	Shackle Plate	4		60961-010	Tie Rod End Service Kit, Axle Set, Includes Kit Nos. 60961-083 & -84	
18		*3/4"-16 UNF 6.5" Bolt	4		60961-025	LH Tie Rod End Service Kit, Includes Key Nos. 38, 40-41	
19		*3/4" Flat Washer	8		60961-026	RH Tie Rod End Service Kit, Includes Key Nos. 39-41	
20		*3/4"-16 UNF Locknut	4	38	64000-001	LH Tie Rod End	1
		STEERTEK Axle Assembly, Includes Key Nos. 21-45 Models 9200/9400	1	39	64000-002	RH Tie Rod End	1
	70952-278	200 Ackermann - Long Wheel Base		40	22962-007	7/8" Flat Washer	2
	70952-279	150 Ackermann - Short Wheel Base Model 8600		41	17800-004	Tie Rod Nut Cotter Pin	2
	70952-280	200 Ackermann - Long Wheel Base		42	59952-023	Top Axle Wrap	2
	70952-281	150 Ackermann - Short Wheel Base		43	64722-003	Bottom Axle Wrap	2
21	64905-001	Axle & Kingpin Assembly	1		60961-110	Top/Bottom Axle Wrap Liner Service Kit, One Side, Includes Key Nos. 44-48	
22		LH Lower Steering Knuckle Assembly	1	44	65757-000	Top Axle Wrap Liner	2
	58900-073	200 Ackermann - Long Wheel Base		45	59845-000	Bottom Axle Wrap Liner	2
	58900-075	150 Ackermann - Short Wheel Base		46		*3/4"-16 UNF U-bolt 7.75" Ride Ht. - 13" Long 7.00" Ride Ht. - 12.25" Long	4
23		RH Lower Steering Knuckle Assembly	1			*3/4" Flat Washer	8
	58900-074	200 Ackermann - Long Wheel Base		47		*3/4"-16 UNF Locknut	8
	58900-076	150 Ackermann - Short Wheel Base		48			
24		LH Upper Steering Knuckle Assembly	1				
	60903-042	Models 9200/9400					
	60903-044	Model 8600					
25	60904-034	RH Upper Steering Knuckle Assembly	1				
26	64246-000	ABS Sensor Sleeve	1				

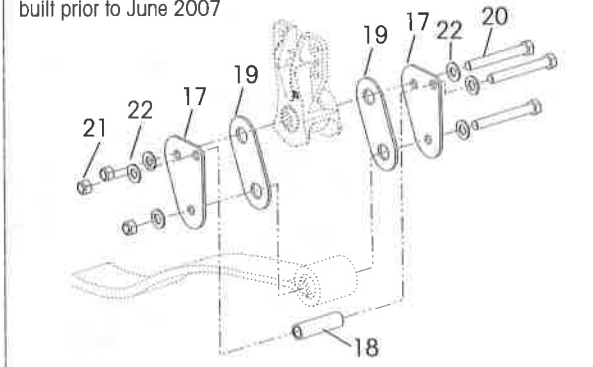
NOTE: * Not supplied by Hendrickson, used for reference only. Refer to the vehicle manufacturer for more information.
** Item included in assembly only, part not sold separately.



KEY NO.	PART NO.	DESCRIPTION	NO. REQ.
1		*Shock Absorber	2
2		*5/8"-11 UNC Upper Shock Bolt	2
3		*3/8"-11 UNC Lower Shock Bolt	2
4		*5/8"-11 UNC Hex Locknut	4
5		*5/8" Hardened Washer	8
6	59946-002	Shock Spacer	2
7	59423-002	Shock Bracket	2
		Spring Assembly,	2
		Includes Spring Eye Bushings	
8a	66415-002	9K, Single-leaf	
8b	65710-002	10K, <i>Replaces 65710-001</i>	
9	67493-000	Thrust Washer - Front Hanger <i>Replaces 65899-000</i>	4
10	65925-000	Top Pad	2
11	66233-001	Sway Bar Bracket (If equipped)	2
12	66297-000	Front Hanger, <i>Replaces 65711-000</i>	2
13		*3/4"-10 UNC Bolt	2
14		*3/4"-10 UNC Locknut	2
15		*3/4" Hardened Washer	4
16	64316-000	Rear Shackle Bracket and Bushing	2
17	66413-000	Rear Shackle Plate **Rear Shackle Plate, 64314-000, Replace with Conversion Kit No. 60961-180	4
18	60631-000	Shackle Stop Tube	2
19	64159-000	Thrust Washer - Rear Hanger	4
20	58917-021	3/4"-10 UNC Hex Bolt, 6.5"	6
21	17700-033	3/4"-10 UNC Hex Locknut	6
22	22962-001	3/4" Hardened Washer	12
	70952-XXX	STEERTEK Axle Assembly, Includes Key Nos. 23-46. Contact Hendrickson Tech Services for Part No.	1
23	64905-004	Axle & Kingpin Assembly	1
24		LH Lower Steering Knuckle Assembly	1
	58900-063	200 Ackermann Hydraulic Brake	
	58900-067	250 Ackermann Hydraulic Brake	
	58900-001	250 Ackermann Air Brake	
25		RH Lower Steering Knuckle Assembly	1
	58900-064	200 Ackermann Hydraulic Brake	
	58900-068	250 Ackermann Hydraulic Brake	
	58900-002	250 Ackermann Air Brake	
26	60903-051	LH Upper Steering Knuckle Assembly	1
27	60904-034	RH Upper Steering Knuckle Assembly	1
	60961-039	Kingpin Bushing w/Roller Thrust Bearing Service Kit, One Wheel End, Includes Key Nos.28-34 and Loctite	
28	59156-000	Grease Cap Assembly	4
29	58937-000	Retaining Ring	4
30	58909-000	Kingpin Bushing	4
	60961-042	Roller Thrust Bearing Service Kit, One Wheel End, Includes Key Nos. 31-34 and Loctite	
31	64256-000	Roller Thrust Bearing	2
32	60259-002	Kingpin Shim	2
33	58910-000	Kingpin Seal	4

KEY NO.	PART NO.	DESCRIPTION	NO. REQ.
34	60236-001	5/8" Socket Head Cap Screw	4
Not Shown	60937-000	Loctite (Red) Compound Tube	2
	60961-069	Stop Bolt Service Kit, One Side, Includes Key Nos. 35-36	
35	60238-001	1/2"-13 UNC Square Head Bolt	2
36	60240-000	1/2"-13 UNC Hex Jam Nut	2
37	60239-007	Tie Rod Assembly, 9/10K, 69 KPI, 5.36 Drop, 250 Ackermann Includes Key Nos. 38-42 <i>Replaces 64801-006</i>	1
	60961-010	****Tie Rod End Service Kit, Axle Set, Includes Kit Nos. 60961-025 & -026 <i>Replaces 60961-081</i>	
	60961-025	****LH Tie Rod End Service Kit, Includes Key Nos. 38, 40-42, <i>Replaces 60961-083</i>	
	60961-026	****RH Tie Rod End Service Kit, Includes Key Nos. 39-42, <i>Replaces 60961-084</i>	
38	64000-001	****LH Tie Rod End, <i>Replaces 65033-001</i>	1
39	64000-002	****RH Tie Rod End, <i>Replaces 65033-002</i>	1
40		****7/8" Castle Nut, Included in Tie Rod Assembly	2
41	22962-007	7/8" Flat Washer	2
42	17800-004	Tie Rod Nut Cotter Pin	2
43	59952-024	Top Axle Wrap	2
44	64723-002	Bottom Axle Wrap	2
45	60508-000	Top Axle Wrap Liner	2
46	59845-000	Bottom Axle Wrap Liner	2
47		*3/4"-16 UNC U-bolt, 10.0"	4
48		*3/4"-16 UNC Hex Locknut	8
49		*3/4" Hardened Washer	8
50		*Auxiliary Spring	2

Rear Shackle Plate Conversion Kit
No. 60961-180 (Includes Key Nos. 17-22)
Component replacement for vehicles
built prior to June 2007

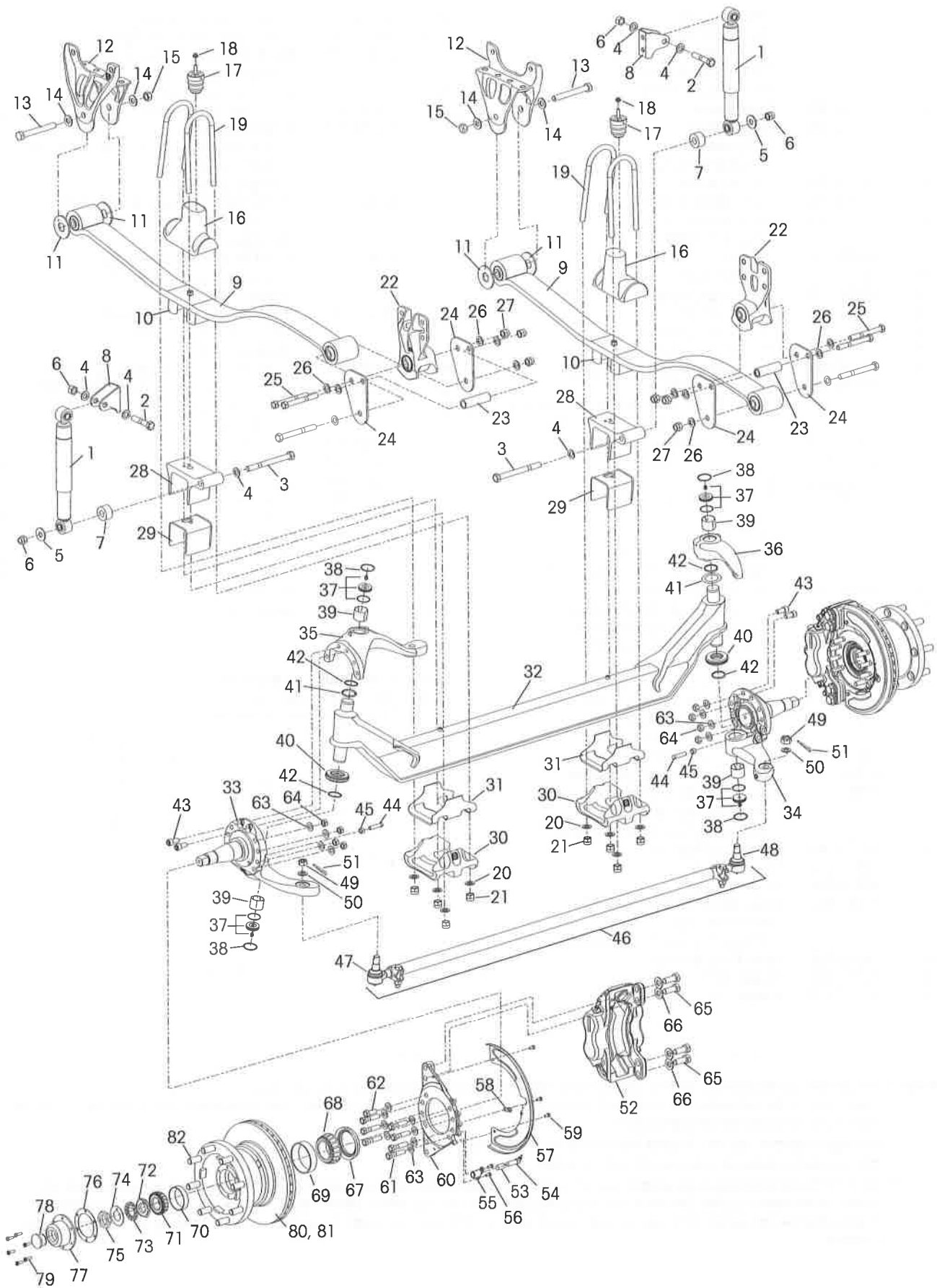


NOTE: * Not supplied by Hendrickson, used for reference only. Refer to vehicle manufacturer for more information.
Hendrickson is not responsible for components supplied by vehicle manufacturer. For assistance with maintenance and rebuild instructions on these components see vehicle manufacturer.

** No longer available. See Rear Shackle Plate Conversion Kit No. 60961-180.

*** Item included in assembly only, part not sold separately.

**** The FCCC tie rod assembly is designed for use on a mechanical suspension with hydraulic brakes, it is not designed for vehicles with air brakes. Hendrickson supplies different tie rod assemblies and each type may take a different replacement tie rod end kit to service. Prior to ordering find the part number on the tie rod tube, see literature no. SEU-0223 or contact Hendrickson Sales Engineering for corresponding kit numbers.



KEY NO.	PART NO.	DESCRIPTION	NO. REQ.
	60961-148	Shock Absorber Service Kit, One Wheel End, Includes Key Nos. 1-7	
1	66153-002	Shock Absorber	2
2	21867-017	¾"-16 UNF 4.0" Upper Shock Bolt	2
3	21867-005	¾"-16 UNF 8.25" Lower Shock Bolt	2
4	22962-001	¾" Flat Washer	6
5	59946-004	Shock Retaining Washer	2
6	17700-035	¾"-16 UNF Locknut	4
7	59946-003	Shock Spacer	2
8	66589-001	Shock Bracket	2
9	66441-002	Leaf Spring Assembly, Includes Spring Eye Bushing and Z Spacer	2
10		**Z Spacer, attached to leaf spring	2
11	67493-000	Thrust Washer - Front Hanger <i>Replaces 65869-000</i>	4
12	66297-000	Front Hanger	2
13	21867-006	¾"-16 UNF 7.0" Bolt, <i>Replaces 58917-009</i>	2
14	22962-001	¾" Flat Washer	4
15	17700-035	¾"-16 UNF Nylocknut, <i>Replaces 17700-033</i>	2
16	65925-000	Top Pad / Axle Stop	2
17	66308-001	Auxiliary Bumper	2
18		*M10 x 1.5 Flanged Locknut	2
	60961-151	U-bolt Axle Clamp Kit, One Side, Includes Key Nos. 19-21	
19	64804-115	¾"-16 UNF U-bolt	4
20	22962-001	¾" Flat Washer	8
21	17700-035	¾"-16 UNF Nylocknut	8
		Rear Shackle Bracket Assembly, Includes Key Nos. 22-27	
	66511-001	LH	1
	66511-002	RH	1
22	66510-000	Rear Shackle Bracket/Bushing Assembly	2
23	60631-002	Spacer Shackle Stop	2
24	66413-000	Rear Shackle Plate	4
25	58917-021	¾"-10 UNC 6.5" Bolt	6
26	22962-001	¾" Flat Washer	12
27	17700-033	¾"-10 UNC Nylocknut	6
	64502-043	Axle Wheel End Brake Assembly, Includes Key Nos. 28-78	1
	63252-521	STEERTEK Axle Assembly, Includes Key Nos. 28-51	1
	64628-003	Axle Wrap and Liner Service Kit, Axle Set, Includes Key Nos. 28-31	
28	59952-018	Top Axle Wrap	2
29	60508-000	Top Axle Wrap Liner	2
30	64723-002	Bottom Axle Wrap	2
31	59845-000	Bottom Axle Wrap Liner	2
32	64905-003	Axle & Kingpin Assembly	1
33	58900-061	LH Lower Steering Knuckle Assembly	1
34	58900-062	RH Lower Steering Knuckle Assembly	1
35	60903-052	LH Upper Steering Knuckle Assembly	1
36	60904-002	RH Upper Steering Knuckle Assembly	1
	60961-039	Kingpin Bushing Service Kit, One Wheel End, Includes Key Nos. 37-43 and Loctite	
37	59156-000	Grease Cap Assembly	4
38	58937-000	Retaining Ring	4
39	58909-000	Kingpin Bushing	4
	60961-042	Roller Thrust Bearing Service Kit, One Wheel End, Includes Key Nos. 40-43 and Loctite	
40	64256-000	Roller Thrust Bearing	2
41	60259-002	Kingpin Shim 0.047"	2
Not Shown	60259-001	Kingpin Shim 0.005" (As Needed for Service)	

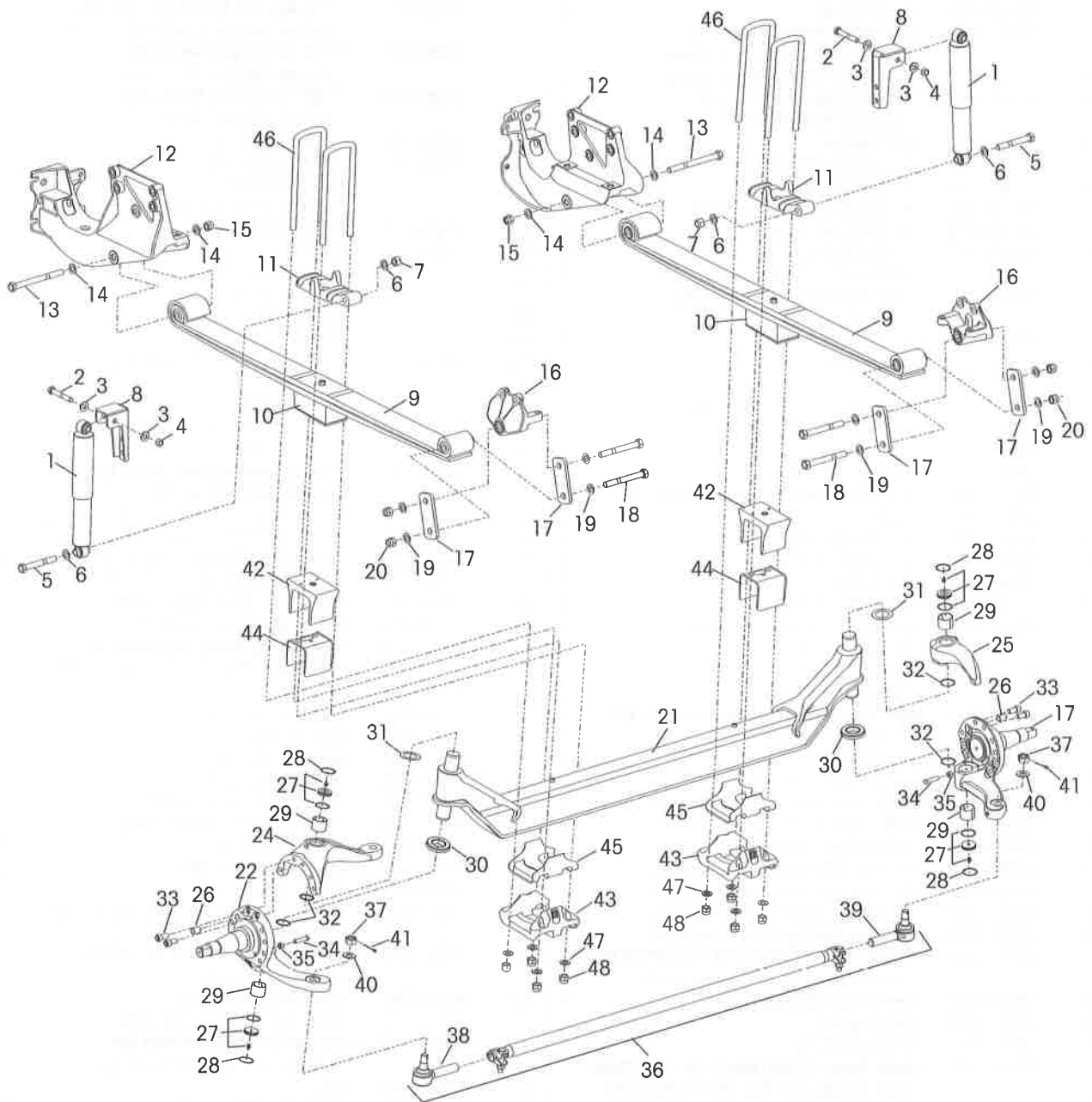
KEY NO.	PART NO.	DESCRIPTION	NO. REQ.
42	58910-000	Kingpin Seal	4
43	60236-001	5/8"-11 UNC Socket Head Cap Screw	4
Not Shown	60937-000	Loctite® (Red) Compound Tube	1
	60961-069	Stop Bolt Service Kit, One Wheel End, Includes Key Nos. 44-45	
44	60238-001	½"-13 UNC Square Head Bolt	2
45	60240-000	½"-13 UNC Jam Nut	2
46	60239-008	***Tie Rod Assembly, Includes Key Nos. 47-51	1
	60961-010	*** Tie Rod End Service Kit, Axle Set, Includes Kit Nos. 60961-025 & -026	
	60961-025	*** LH Tie Rod End Service Kit, Includes Key Nos. 47, 49-51	1
	60961-026	*** RH Tie Rod End Service Kit, Includes Key Nos. 48-51	1
47	64000-001	***LH Tie Rod End	1
48	64000-002	***RH Tie Rod End	1
49		**7/8" Castle Nut, Included in Tie Rod Assembly	2
50	22962-007	7/8" Hardened Washer	2
51	17800-004	Cotter Pin	2
52		*Caliper Assembly	2
53		*ABS Sensor Clip	2
54		*ABS Sensor	2
55		*ABS Bracket	2
56	18160-012	5/16"-18 UNC 0.5" Bolt (ABS Bracket)	4
57		*Dust Shield	2
58		*Dust Shield Clip	2
59	64201-001	M8 x 1.25"-6G Cap Screw (Dust Shield)	6
60		*Torque Plate	2
	64625-011	Brake Fastener Kit, One Wheel End, Includes Key Nos. 61-66	
61	32043-002	5/8"-11 UNC 2.75" Hex Bolt (Torque Plate)	14
62	32043-021	5/8"-11 UNC 1.5" Hex Bolt (Torque Plate)	2
63	22962-036	5/8" Hardened Washer (Torque Plate)	24
64	47764-000	5/8"-11 UNC Locknut (Torque Plate)	8
65	58258-017	M20 x 2.5"-6G Hex Bolt (Caliper)	8
66	58246-009	M20 Hardened Washer (Caliper)	8
	64626-008	Front Bearing Wheel End Service Kit, One Wheel End, Includes Key Nos. 67-76	
67	64531-000	Wheel Seal	2
68	64529-000	Inner Bearing Cone	2
69	66810-001	Inner Bearing Cup	2
70	66811-001	Outer Bearing Cup	2
71	64530-000	Outer Bearing Cone	2
72	64671-000	1½"-12 UNF Adj. Inner Nut	2
73	64672-000	1½"-12 UNF Pierced Lock Ring	2
74	64673-000	1½" Lock Washer	2
75	64674-000	1½"-12 UNF Outer Nut	2
76	64546-000	Hubcap Gasket	2
77	64532-000	Hubcap Assembly (Includes Key No. 78)	2
78		** Rubber Plug	
79	64545-002	5/16"-18 UNC 0.75" Bolt, for Hubcap <i>Replaces 64545-001</i>	12
80	66352-001	Hub & Rotor Assembly Steel Hub 15.38 x 1.54 Rotor	2
	60961-152	Hub Service Kit, One Wheel End, Includes Key Nos. 69-70, 81-82	
81	67086-000	Hub	2
82	66812-000	Wheel Stud M22 x 1.25"	16

NOTE: * Not supplied by Hendrickson, used for reference only. Refer to vehicle manufacturer for more information.
Hendrickson is not responsible for components supplied by vehicle manufacturer. For assistance with maintenance and rebuild instructions on these components see vehicle manufacturer.

** Item included in assembly only, part not sold separately.

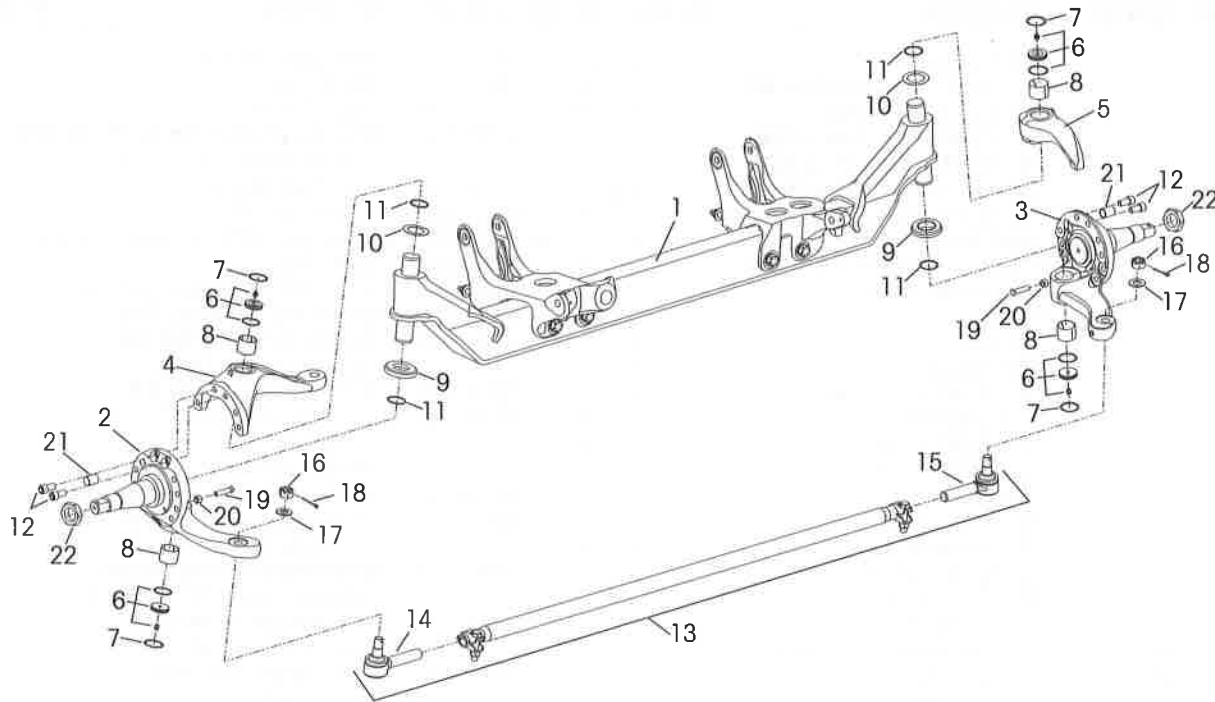
*** The tie rod assembly is designed for use on a mechanical suspension with hydraulic brakes, it is not designed for vehicles with air brakes.

International Truck Models 9200/9400/8600



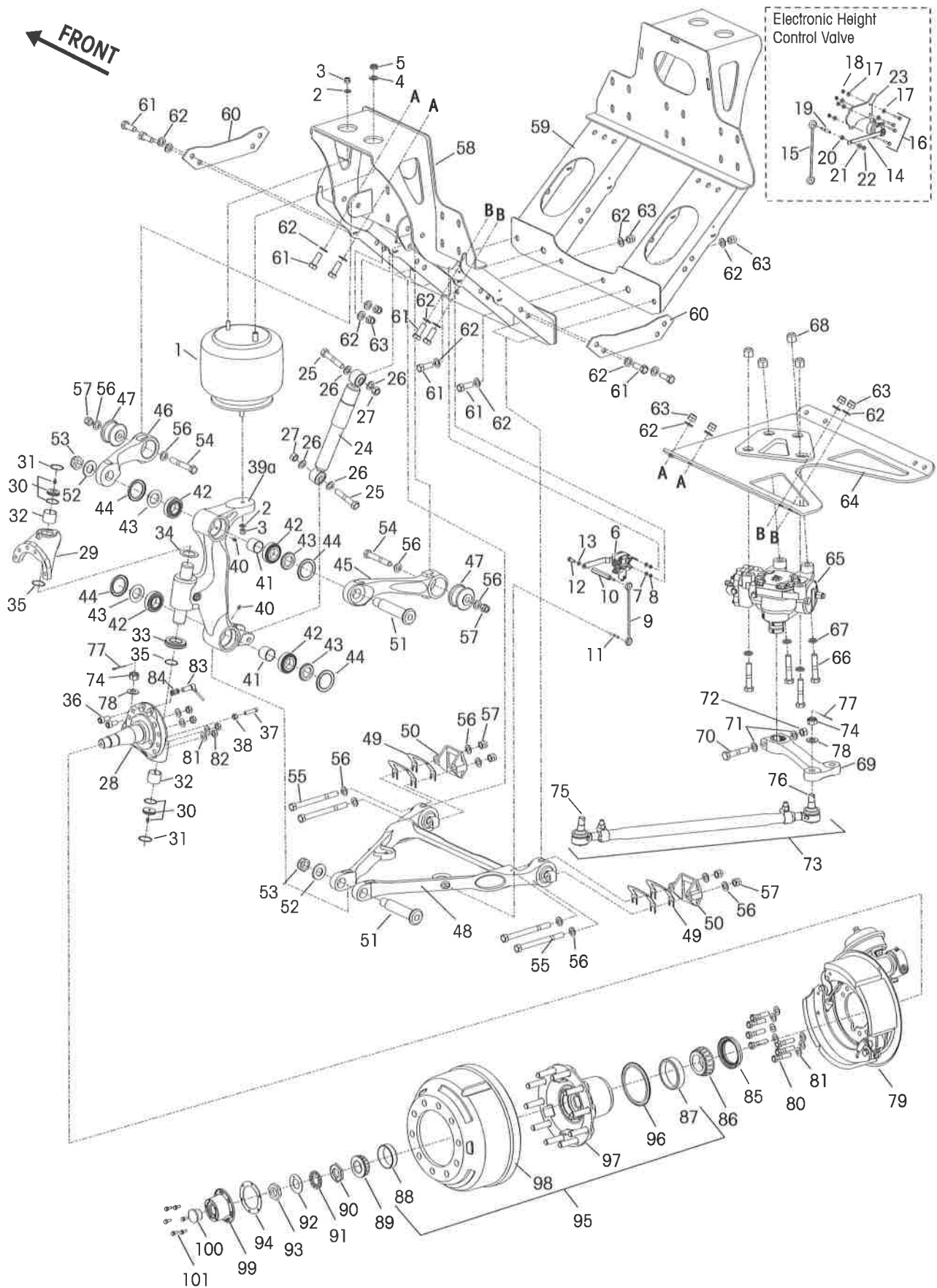
KEY NO.	PART NO.	DESCRIPTION	NO. REQ.	KEY NO.	PART NO.	DESCRIPTION	NO. REQ.
1		*Shock Absorber	2	27	59156-000	Grease Cap Assembly	4
2		*5/8"-11 UNC 4.0" Upper Shock Bolt	1	28	58937-000	Retaining Ring	4
3		*5/8" Upper Shock Washer	2	29	58909-000	Kingpin Bushing	4
4		*5/8"-11 UNC Upper Shock Locknut	1		60961-042	Roller Thrust Bearing Service Kit, One Side, Includes Key Nos. 30-33, Loctite	
5		*3/4"-10 UNC " Lower Shock Bolt	1	30	64256-000	Roller Thrust Bearing	2
6		*3/4" Lower Shock Hardened Washer	2	31	60259-002	Kingpin Shim .047"	2
7		*3/4"-10 UNC Lower Shock Hex Locknut	1	Not Shown	60259-001	Kingpin Shim .005" (As Needed for Service)	
8		*Shock Bracket	2	32	58910-000	Kingpin Seal	4
9		*2-Leaf Spring Assembly with Spacer, Includes Key No. 10	2	33	60236-001	5/8"-11 UNC Socket Head Cap Screw	4
10		**Spacer	2	Not Shown	60937-000	Loctite® (Red) Compound Tube	1
11		*Top Pad	2		60961-069	Stop Bolt Service Kit, One Side, Includes Key Nos. 34-35	
12		*Front Hanger	2	34	60238-001	1/2"-13 UNC Square Head Bolt	2
13		*3/4"-10 UNC 8.5" Hex Bolt	2	35	60240-000	1/2"-13 UNC Hex Jam Nut	2
14		*3/4" Flat Washer	4	36		Tie Rod Assembly, Includes Key Nos. 37-39	1
15		*3/4"-10 UNC Locknut	2		60239-002	200 Ackermann - Long Wheel Base	
16		*Rear Spring Mount	1		60239-001	150 Ackermann - Short Wheel Base	
17		*Shackle Plate	4	37		**7/8" Castle Nut	2
18		*3/4"-16 UNF 6.5" Bolt	4		60961-010	Tie Rod End Service Kit, Axle Set, Includes Kit Nos. 60961-083 & -084	
19		*3/4" Flat Washer	8		60961-025	LH Tie Rod End Service Kit, Includes Key Nos. 38, 40-41	
20		*3/4"-16 UNF Locknut	4		60961-026	RH Tie Rod End Service Kit, Includes Key Nos. 39-41	
		STEERTEK Axle Assembly, Includes Key Nos. 21-45	1	38	64000-001	LH Tie Rod End	1
	70952-278	200 Ackermann, 7.75" Ride Ht.		39	64000-002	RH Tie Rod End	1
	70952-280	200 Ackermann, 7.75" Ride Ht.		40	22962-007	7/8" Flat Washer	2
	70952-279	150 Ackermann, 7.00" Ride Ht.		41	17800-004	Tie Rod Nut Cotter Pin	2
	70952-281	150 Ackermann, 7.00" Ride Ht.		42	59952-023	Top Axle Wrap	2
21	64905-001	Axle & Kingpin Assembly	1	43	64722-003	Bottom Axle Wrap	2
22		LH Lower Steering Knuckle Assembly	1		60961-110	Top/Bottom Axle Wrap Liner Service Kit, One Side, Includes Key Nos. 44-48	
	58900-073	200 Ackermann - Long Wheel Base		44	65757-000	Top Axle Wrap Liner	2
	58900-075	150 Ackermann - Short Wheel Base		45	59845-000	Bottom Axle Wrap Liner	2
23		RH Lower Steering Knuckle Assembly	1	46		*3/4"-16 UNF U-bolt 7.75" Ride Ht. - 13" Long 7.00" Ride Ht. - 12.25" Long	4
	58900-074	200 Ackermann - Long Wheel Base		47		*3/4" Flat Washer	8
	58900-076	150 Ackermann - Short Wheel Base		48		*3/4"-16 UNF Locknut	8
24		LH Upper Steering Knuckle Assembly	1				
	60903-042	Models 9200/9400					
	60903-044	Model 8600					
25	60904-034	RH Upper Steering Knuckle Assembly	1				
26	64246-000	ABS Sensor Sleeve	1				
	60961-039	Kingpin Bushing and Roller Thrust Bearing Service Kit, One Side, Includes Key Nos. 27-33, Loctite					

NOTE: * Not supplied by Hendrickson, used for reference only. Refer to the vehicle manufacturer for more information.
** Item included in assembly only, part not sold separately.



KEY NO.	PART NO.	DESCRIPTION	NO. REQ.	KEY NO.	PART NO.	DESCRIPTION	NO. REQ.
1	66906-002	Axle & Kingpin Assembly with Axle Brackets 12K, 4.25 Drop, 70.9 KPI, Replaces 60905-001	1	11	58910-000	Kingpin Seal	4
2	58900-075 58900-073	LH Lower Steering Knuckle Assembly <200 Ackermann, Short Wheel Base >200 Ackermann, Long Wheel Base	1	12	60236-001	5/8"-11 UNC Socket Head Cap Screw	4
3	58900-076 58900-074	RH Lower Steering Knuckle Assembly <200 Ackermann, Short Wheel Base >200 Ackermann, Long Wheel Base	1	Not Shown	60937-000	Loctite (Red) Compound Tube	1
4	60903-042 60903-056	LH Upper Steering Knuckle Assembly ProStar Vehicles LoneStar Vehicles	1	13		Tie Rod Assembly 12K, 4.25 Drop, 70.9 KPI, 8.35" Ride Ht., Includes Key Nos. 14-16	1
5	60904-034 60961-039	RH Upper Steering Knuckle Assembly Kingpin Bushing w/Roller Thrust Bearing Service Kit, One Side, Includes Key Nos. 6-12, Loctite	1		60239-001	<200 Ackermann, Short Wheel Base	
	60961-042	Roller Thrust Bearing Service Kit, Includes Key Nos. 9-12, Loctite			60239-002	>200 Ackermann, Long Wheel Base	
6	59156-000	Grease Cap Assembly	4		60961-010	Tie Rod End Service Kit, Axle Set, Includes Kit Nos. 60961-025 & -026	
7	58937-000	Retaining Ring	4		60961-025	LH Tie Rod End Service Kit, Includes Key Nos. 14, 16-18	
8	58909-000	Kingpin Bushing	4		60961-026	RH Tie Rod End Service Kit, Includes Key Nos. 15-18	
9	64256-000	Roller Thrust Bearing	2	14	64000-001	LH Tie Rod End	1
10	60259-002	Kingpin Shim 0.047"	2	15	64000-002	RH Tie Rod End	1
Not Shown	60259-001	Kingpin Shim 0.005" (as needed for service)		16		*7/8" Castle Nut	2
				17	22962-007	3/8" Flat Washer	2
				18	17800-004	Cotter Pin	2
				19	60238-001	1/2"-13 UNC Square Head Bolt	2
				20	60240-000	1/2"-13 UNC Hex Jam Nut	2
				21	64246-000	ABS Sensor Sleeve	2
				22	64578-000	1 1/2"-12 UNF Inner Wheel Bearing Adj. Nut	2

NOTE: * Item included in assembly only, part not sold separately.



KEY NO.	PART NO.	DESCRIPTION	NO. REQ.
1	68348-002L	Air Spring	2
2	22962-011	1/2" Hardened Washer	4
3	17700-010	1/2"-13 UNC Locknut	4
4	22962-001	3/4" Hardened Washer	2
5	17700-031	3/4"-16 UNF Locknut	2
Mechanical HCV, Includes Key Nos. 7-8			
6	66414-003	LH for 12.6K/14.6K	1
Not Shown	66414-004	RH for 12.6K, 14.6K (if equipped)	1
7	22962-028	1/4" Hardened Washer	*4
8	49983-000	1/4"-20 UNC Locknut	*4
9	59428-005	HCV Linkage	*2
10	59429-002	Link Mount	*2
11	59169-000	Link Mount Stud	*2
12	58035-001	3/8"-16 UNC 1.0" Bolt	*2
13	22962-015	3/8" Hardened Washer	*2
14	66414-006	Electronic Height Control Valve (if equipped), 14.6K Dual Capacity Only	2
15	59428-004	HCV Linkage	2
16	56935-001	1/4"-20 UNC Hex Cap Screw	8
17	22962-028	1/4" Hardened Washer	12
18	49983-000	1/4"-20 UNC Locknut	8
19	59169-000	5/16"-18 UNC Link Mount Stud	2
20	17491-011	5/16"-18 UNC Nut	2
21	22962-029	5/16" Hardened Washer	2
22	59016-000	5/16"-18 UNC Locknut	2
23	68352-001	Electronic Height Control Valve Bracket	2
24	66153-003L	Shock Absorber	2
25	50764-016	3/4"-10 UNC 4.0" Bolt	4
26	22962-001	3/4" Hardened Washer	8
27	17700-033	3/4"-10 UNC Locknut	4
28	58900-084	LH Lower Steering Knuckle Assembly	1
Not Shown	58900-083	RH Lower Steering Knuckle Assembly	1
29	60904-002	LH Upper Steering Knuckle Assembly	1
Not Shown	60904-001	RH Upper Steering Knuckle Assembly	1
60961-039	Kingpin Bushing and Bearing Service Kit, Includes Key Nos. 30-36 and Loctite		
30	59156-000	Grease Cap Assembly	4
31	58937-000	Retaining Ring	4
32	58909-000	Kingpin Bushing	4
60961-042	Roller Thrust Bearing Service Kit, One Side, Includes Key Nos. 33-36 and Loctite		
33	64256-000	Roller Thrust Bearing	2
34	60259-002	Kingpin Shim - 0.047"	2
Not Shown	60259-001	Kingpin Shim - 0.005", (As needed for service)	
35	58910-000	Kingpin Seal	4
36	60236-001	5/8"-11 UNC Socket Head Cap Screw	4
Not Shown	60937-000	Loctite® (Red) Compound Tube	1
37	60238-001	1/2"-13 UNC Square Head Bolt	2
38	67102-000	1/2"-13 UNC Hex Nut	2
Upright Assembly			
	68370-001	LH, Includes Key Nos. 39a, 40-44	1
	68370-002	RH, Includes Key Nos. 39b-44	1
39a	68365-001	LH Upright Kingpin Assembly	1
39b	68365-002	RH Upright Kingpin Assembly (Not Shown)	1
40	33117-000	Grease Filling	4
41	68367-000	Bearing Preload Spacer	4
42	68363-000	Tapered Roller Bearing	8
43	68369-000	Seal Spacer	8
44	68368-000	Seal Wiper	8
Upper Control Arm Assembly, Includes Key No. 47			
45	68362-001	RH Front/LH Rear	2
46	68362-002	LH Front/RH Rear	2
47	68361-000	Upper Control Arm Bushing	4
48	68360-000	Lower Control Arm Assembly	2
49	68387-000	Camber Shim	8
50	30828-000	Lower Control Arm Bracket	4

KEY NO.	PART NO.	DESCRIPTION	NO. REQ.
51	68364-000	Upright Pin	4
52	22962-019	Washer	4
53	29749-000	1 1/4"-12 UNF Nylon Locknut	4
54	50764-002	3/4"-10 UNC 5.5" Bolt	4
55	50764-014	3/4"-10 UNC 8.5" Bolt	4
56	22962-001	3/4" Hardened Washer	16
57	17700-033	3/4"-10 UNC Locknut	8
58	68335-001	LH Cradle Assembly	1
59	68335-002	RH Cradle Assembly	1
60	68339-000	Cradle Gusset	2
61	50764-006	3/4"-10 UNC 2.0" Bolt	18
62	22962-001	3/4" Hardened Washer	36
63	17700-033	3/4"-10 UNC Locknut	18
64	66913-000	Cradle Belly Plate	1
65	68389-001	***Steering Gear, Replaces 68389-000	1
66	58705-007	7/8"- 9 UNC 4.0" Bolt	4
67	22962-007	7/8" Hardened Washer	4
68	60266-000	7/8"- 9 UNC Locknut	4
69	68388-000	Pitman Arm	1
70	50764-008	3/4"-10 UNC 5.0" Bolt	1
71	22962-001	3/4" Hardened Washer	2
72	17700-033	3/4"-10 UNC Locknut	1
73	64006-004	Tie Rod Assembly, Includes Key Nos. 74-76	2
74		**Tie Rod Castle Nut	4
60961-181	Tie Rod End Service Kit, Axle Set, Includes Kit Nos. 60961-027 & -028		
Tie Rod End Service Kit,			
	60961-178	LH, Includes Key Nos. 75, 77-78	
	60961-179	RH, Includes Key Nos. 76-78	
75	64002-003	LH Tie Rod End	2
76	64002-004	RH Tie Rod End	2
77	17800-004	Cotter Pin	4
78	22962-007	7/8" Hardened Washer	4
79		****Brake Assembly	
	68333-005	LH 15.0"x4.0"-12.6K, Replaces 68333-001	1
	68333-006	RH 15.0"x4.0"-12.6K, Replaces 68333-002	1
	68333-007	LH 16.5"x5.0"-14.6K, Replaces 68333-003	1
	68333-008	RH 16.5"x5.0"-14.6K, Replaces 68333-004	1
80	32043-002	5/8"-11 UNC 2.75" Bolt	14
81	22962-036	5/8" Hardened Washer	22
82	47764-000	5/8"-11 UNC Locknut	8
64627-001	ABS Sensor Service Kit, Axle Set, Includes Key Nos. 83-84		
83	64547-000	ABS Sensor	2
84	64550-000	ABS Sensor Clip	2
64626-008	Front Wheel End Bearing Service Kit, One Wheel End, Includes Key Nos. 85-94		
85	64531-000	Wheel Seal	2
86	64529-000	Inner Bearing Cone	2
87	66810-001	Inner Bearing Cup	2
88	66811-001	Outer Bearing Cup	2
89	64530-000	Outer Bearing Cone	2
90	64671-000	1 1/2"-12 UNF Inner Wheel Bearing Adj. Nut	2
91	64672-000	1 1/2"-12 UNF Pierced Lock Ring	2
92	64673-000	1 1/2" Lock Washer	2
93	64674-000	1 1/2"-12 UNF Wheel Bearing Outer Nut	2
94	64546-000	Hubcap Gasket	2
95		Hub & Drum Assembly, Includes Key Nos. 87-88, 96-98	2
	66238-001	15.0" x 4.0" - 12.6K (Not Shown)	
	66239-001	16.5" x 5.0" - 14.6K	
96		**ABS Tone Ring	2
97		**Hub	2
98		**Drum	2
99	64532-000	Hubcap Assembly, Includes Key No. 100	2
100		**Rubber Plug	2
101	64545-002	5/16"-18 UNC 0.75" Bolt	12

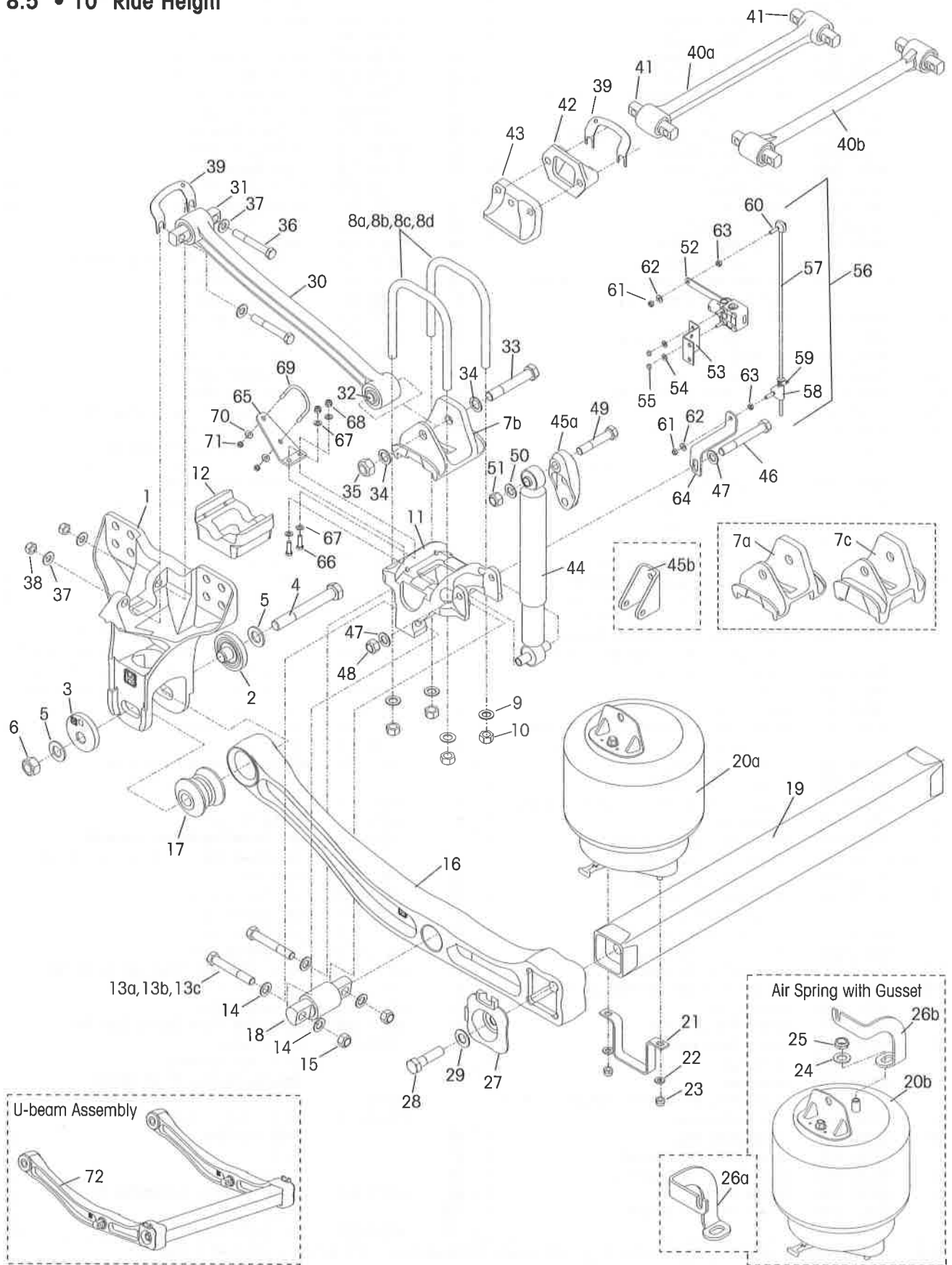
NOTE: * Quantity shown for vehicles equipped with dual height control valves, divide quantity in half for vehicles equipped with a single HCV.

** Item included in assembly only, part not sold separately.

*** For preventive maintenance, service, repair and rebuild of the steering gear, contact TRW at 800.879.0899, or at www.trw.com/commercialsteering.

**** For preventive maintenance, service and repair of the brake assembly, reference Meritor Maintenance Manual 4 for Q-plus brake service information.

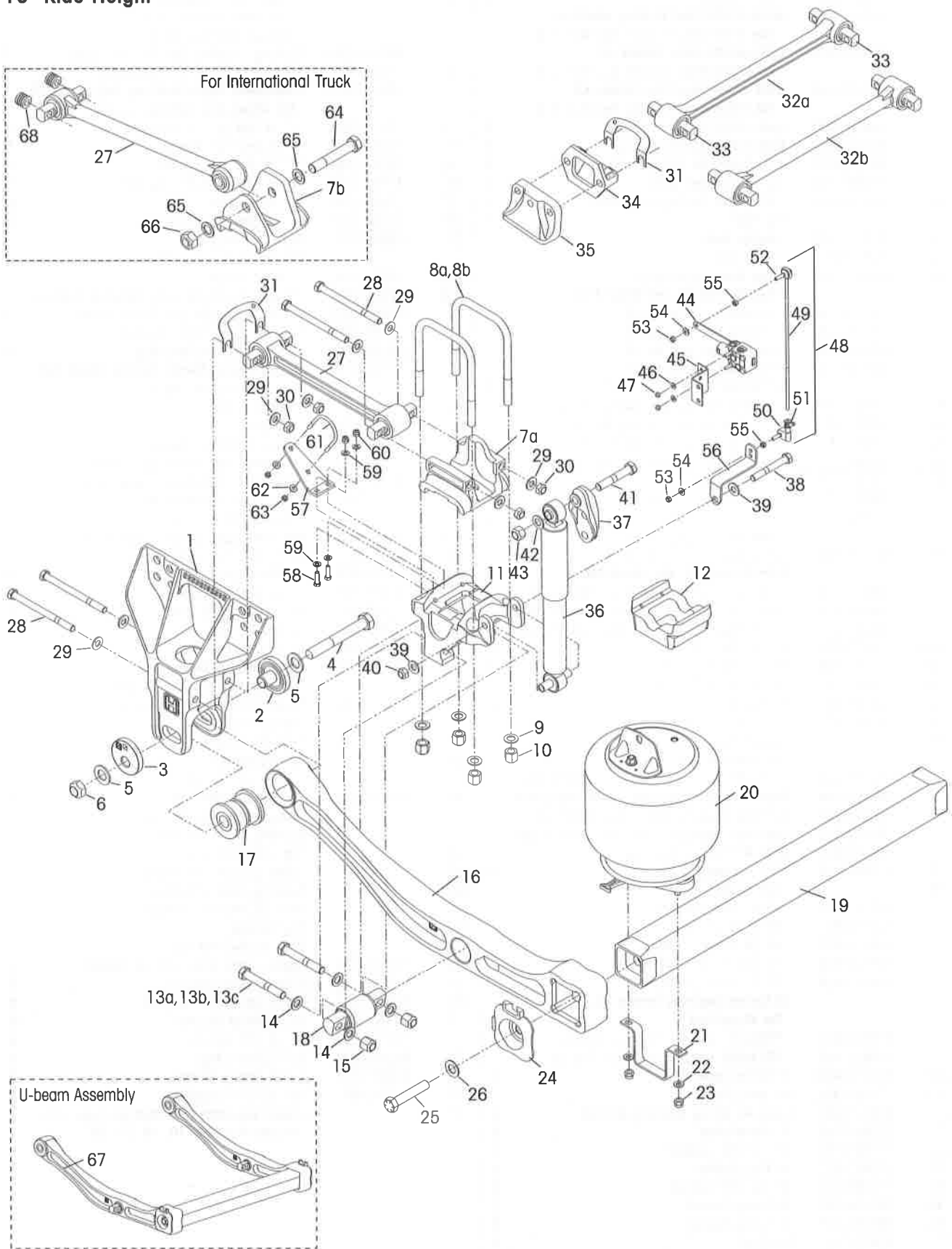
Type A
8.5" • 10" Ride Height



KEY NO.	PART NO.	DESCRIPTION	NO. REQ.
1	60821-001	Frame Hanger	4
	60632-008	QUIK-ALIGN Pivot Bushing Service Kit, One AXLE Only, Includes Key Nos. 2-6, 17	
	60632-006	QUIK-ALIGN Collar Service Kit, Per Wheel End, Includes Key Nos. 2-6	
	60632-005	QUIK-ALIGN Pivot Bolt Service Kit, Per Wheel End, Includes Key Nos. 4-6	
2	64633-000	QUIK-ALIGN Concentric Base	4
3	64632-000	QUIK-ALIGN Eccentric Base	4
4	64107-000	1.0"-8 UNC-2A 7.5" Coated Hex Bolt	4
5	22962-035	1.0" Flat Coated Washer	8
6	64108-000	1.0"-8 UNC-2B Coated Locknut	4
		Top Pad	4
7a	60877-000	Meritor Axle	
7b	60877-001	Dana Axle	
7c	65641-000	Disc Brake Applications	
		U-bolt Service Kit, Per Wheel End,	
	48718-108	Includes Key Nos. 8a-10	
	48718-125	Includes Key Nos. 8b-10	
	48718-126	Includes Key Nos. 8c-10	
	48718-132	Includes Key Nos. 8d-10	
		¾" Square U-bolt	8
8a	59367-002	10" Ride Ht, use with Key No. 7a,7b	
8b	59367-004	8½" Ride Ht, use with Key No. 7a,7b,12	
8c	59367-009	10" Ride Ht, use with Key No. 7c	
8d	59367-012	8½" Ride Ht, use with Key No. 7c,12	
9	22962-001	¾" Flat Washer	16
10	49685-000	¾"-16 UNF U-bolt Locknut	16
11	60556-	Bottom Cap - Front and Rear (See chart on page 140)	4
12	65139-003	Axle Spacer - 8½" Ride Ht.	4
		D-Pin Service Kit, Per Wheel End	
	34013-107	5.0" Bolt, Includes Key Nos. 13a-15, 18	
	34013-116	5.5" Bolt, Includes Key Nos. 13b-15, 18	
	34013-117	4.75" Bolt, Includes Key Nos. 13c-15, 18	
13a	21867-036	¾"-16 UNF 5.0" Bolt	8
13b	21867-026	¾"-16 UNF 5.5" Bolt	8
13c	21867-043	¾"-16 UNF 4.75" Bolt	8
14	22962-001	¾" Flat Washer	16
15	30191-000	¾"-16 UNF Locknut	8
16		Support Beam Assembly, Includes Key Nos. 17-18	
	66435-003	Left Front, Replaces 60831-003, 65872-003	1
	66435-004	Right Front, Replaces 60831-004, 65872-004	1
	66435-001	Left Rear, Replaces 60831-001, 65872-001	1
	66435-002	Right Rear, Replaces 60831-002, 65872-002	1
17	58648-000	QUIK-ALIGN Pivot Bushing	4
18	60383-000	D-Pin Bushing	4
19		Cross Brace	2
	60912-001	40.0" Dowel Centers	
	60912-002	40.5" Dowel Centers	
	60912-003	40.25" Dowel Centers	
	60912-004	40.875" Dowel Centers	
	60912-006	37.0" Dowel Centers	
		Air Spring Assembly Service Kit, Per Wheel End	
	60961-062	PRIMAAX, Includes Key Nos. 20a-23	
	60961-126	FIREMAAX, Includes Key Nos. 20b-25	
20a	60271-002L	Air Spring Assembly	4
20b	65183-002L	Air Spring Assembly	4
21	60911-000	Lower Air Spring Mounting Bracket	4
22	22962-014	½" Flat Washer	8
23	17700-010	½"-13 UNC Locknut	8
24	22962-001	¾" Flat Washer	4
25	17700-031	¾"-16 UNF Locknut	4
26a	59479-003	Air Spring Gusset	2
26b	59479-004	Air Spring Gusset	2
27	60822-000	End Cap	4
28	50104-003	⅞"-9 UNC 3.5" Hex Bolt	4
29	22962-034	⅞" Coated Flat Washer	4

KEY NO.	PART NO.	DESCRIPTION	NO. REQ.
30		Longitudinal Torque Rod Assembly (See chart on page 140), Includes Key Nos. 31-32	1
31	69210-000H	Bushing - Straddle Bar Pin - ¾" Holes	4
32	47692-000L	Torque Rod Bushing - Thru Holes	4
	58821-012	Longitudinal Torque Rod Rear Bolt Service Kit, Per Wheel End, Includes Key Nos. 33-35	
33	30418-009	⅞"-14 UNF-2A 5.5" Hex Bolt	4
34	22962-034	⅞" Coated Flat Washer	8
35	29248-000	⅞"-14 UNF-2B Locknut	4
36	21867-018	¾"-16 UNF-2A 3.75" Hex Bolt	8
37	22962-001	¾" Flat Washer	16
38	30191-000	¾"-16 UNF-2B Locknut	8
39	49689-000	Shim (As Required)	
		Transverse Rod Assembly	2
40a	58757-006	Cast (I-Section)	
40b	62000-565	Forged (Round-Section), Includes Bushings	
41	47691-000L	Bushing - Straddle Bar Pin (⅞" Holes)	4
42	22186-000	Transverse Rod Frame Bracket	2
43	60593-000	**Frame Mounted Axle Stop	4
	50754-031	Shock Fastener Service Kit, Per Wheel End, Includes Key Nos. 46-51	
44		Shock Absorber	4
	60657-003	Standard	
	60657-005	Shock Absorber - Kenworth	
	60665-014	FIREMAAX Disc Brake Applications	
	60665-018	FIREMAAX Drum Brake Applications	
45a	67463-002	Upper Shock Frame Bracket, Replaces 65000-002	4
45b	59423-001	FIREMAAX Upper Shock Frame Bracket	
46	32043-017	⅝"-11 UNC 6.0" Bolt	4
47	22962-004	⅝" Flat Washer	8
48	47764-000	⅝"-11 UNC-2B Locknut	4
49	50764-010	¾"-10 UNC 4.25" Bolt	4
50	22962-001	¾" Flat Washer	4
51	49842-000	¾"-10 UNC Locknut	4
	58525-019	HCV Assembly Service Kit, Includes Key Nos. 52, 56, 64	
52	57977-000	Height Control Valve Assembly, Includes Key Nos. 53-55	1
53		*HCV Mounting Bracket	
54		*¼" Flat Washer	
55		*¼"-20 UNC Locknut	
56	58994-005	HCV Linkage Assembly, Includes Key Nos. 57-63	1
57		*Leveling Valve Link Rod	
58		*Adj. Valve Arm Joint	
59		*Leveling Valve Link Clamp	
60		*Leveling Valve Link Stud	
61		*⅝"-18 UNC Hex Locknut	
62		*Flat Washer	
63		*⅝"-18 UNC Hex Nut	
64	60921-000	Height Control Valve Linkage Bracket	1
65	64508-000	S-cam Support Bracket	4
66	58035-004	⅜"-16 UNC 1.25" Hex Bolt	8
67	22962-015	⅜" Hardened Washer	16
68	17700-006	⅜"-16 UNC Locknut	8
69	64202-000	⅝"-16 S-Cam U-bolt	4
70	22962-029	⅝"-16 Hardened Washer	8
71	59016-000	⅝"-18 UNC Locknut	8
72		U-beam Assembly (See chart on page 141), Includes Key Nos. 16, 19, 27- 29	2

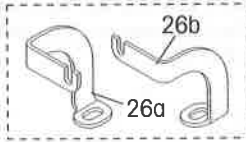
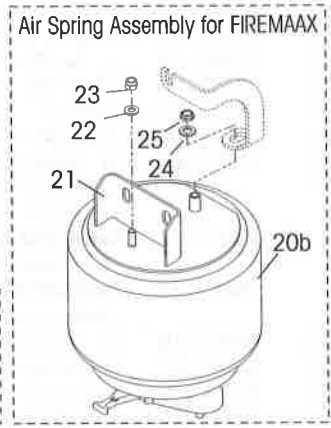
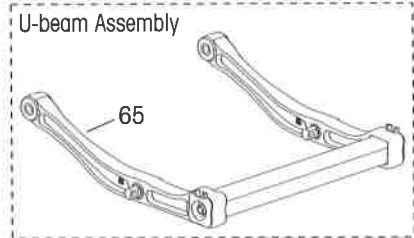
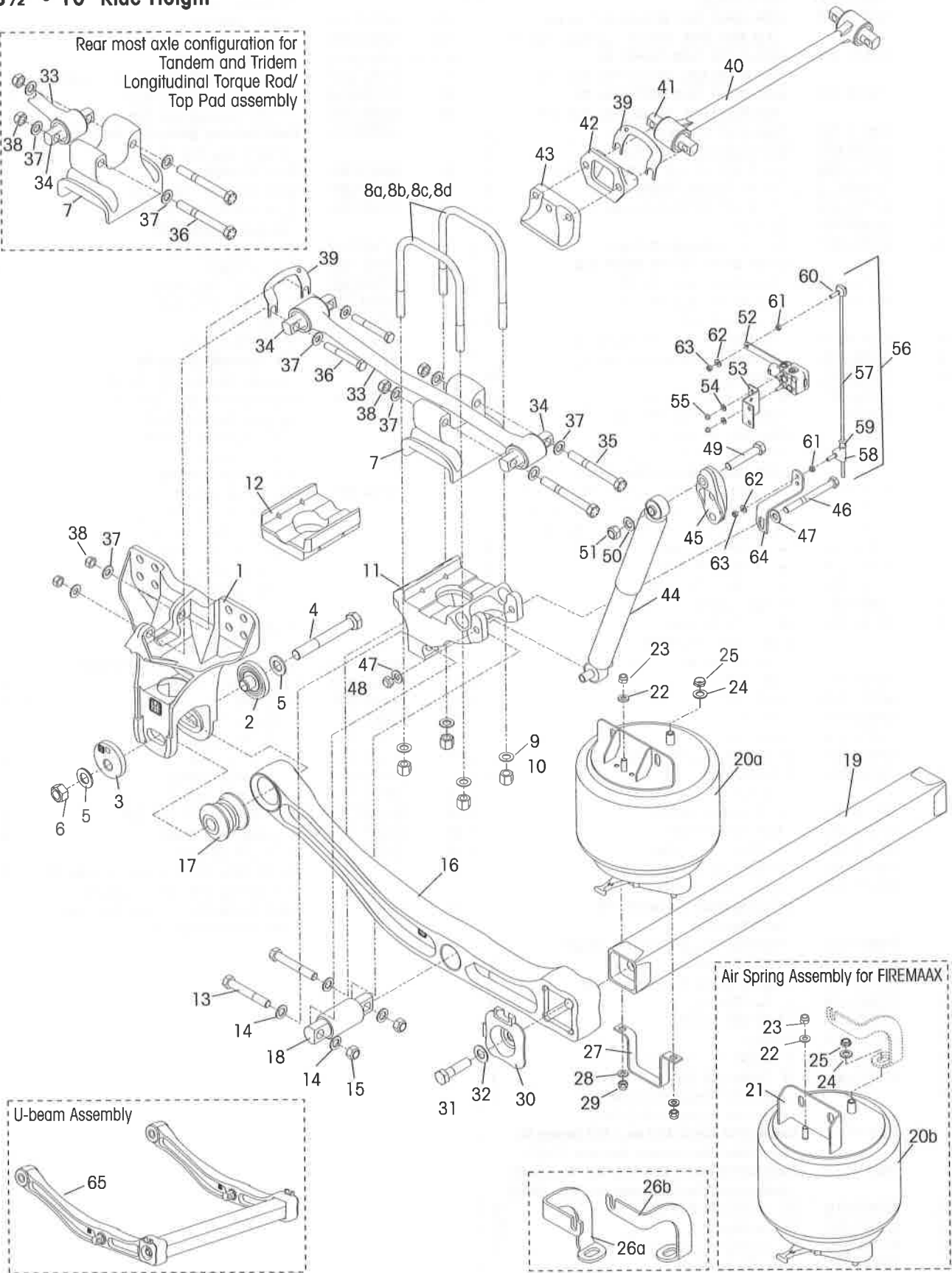
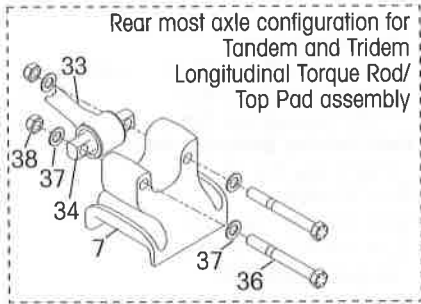
Type B
10" Ride Height



KEY NO.	PART NO.	DESCRIPTION	NO. REQ.
1	65891-000	Frame Hanger	4
	60632-008	QUIK-ALIGN Pivot Bushing Service Kit, One AXLE Only , Includes Key Nos. 2-6, 17	
	60632-006	QUIK-ALIGN Collar Service Kit, Per Wheel End , Includes Key Nos. 2-6	
	60632-005	QUIK-ALIGN Pivot Bolt Service Kit, Per Wheel End , Includes Key Nos. 4-6	
2	64633-000	QUIK-ALIGN Concentric Base	4
3	64632-000	QUIK-ALIGN Eccentric Base	4
4	64107-000	1.0"-8 UNC-2A 7.5" Coated Hex Bolt	4
5	22962-035	1.0" Coated Flat Washer	8
6	64108-000	1.0"-8 UNC-2B Coated Locknut	4
7a	65289-000	Top Pad	4
7b	65290-001	Top Pad - International Truck	4
		U-bolt Service Kit, Per Wheel End , Includes Key Nos. 8a-10	
	48718-129	Includes Key Nos. 8a-10	
	48718-125	Includes Key Nos. 8b-10	
		¾" Square U-bolt	8
8a	59367-013	10" Ride Ht., use with Key No. 7a	
8b	59367-004	9" Ride Ht., use with Key No. 7b	
9	22962-001	¾" Flat Washer	16
10	49685-000	¾"-16 UNF U-bolt Locknut	16
11	60556-	Bottom Cap - Front and Rear (See chart on page 140)	4
12	65139-003	Axle Spacer - <i>International Truck</i>	4
		D-Pin Service Kit, Per Wheel End	
	34013-107	5.0" Bolt, Includes Key Nos. 13a-15, 18	
	34013-116	5.5" Bolt, Includes Key Nos. 13b-15, 18	
	34013-117	4.75" Bolt, Includes Key Nos. 13c-15, 18	
13a	21867-036	¾"-16 UNF 5.0" Bolt	8
13b	21867-026	¾"-16 UNF 5.5" Bolt	8
13c	21867-043	¾"-16 UNF 4.75" Bolt	8
14	22962-001	¾" Flat Washer	16
15	30191-000	¾"-16 UNF Locknut	8
16		Support Beam Assembly, Includes Key Nos. 17-18	
	66435-003	Left Front	1
	66435-004	Right Front	1
	66435-001	Left Rear	1
	66435-002	Right Rear	1
17	58648-000	QUIK-ALIGN Pivot Bushing	4
18	60383-000	D-Pin Bushing	4
19		Cross Brace	2
	60912-001	40.0" Dowel Centers	
	60912-002	40.5" Dowel Centers	
	60912-003	40.25" Dowel Centers	
	60912-004	40.875" Dowel Centers	
	60912-006	37.0" Dowel Centers	
		Air Spring Assembly Service Kit, Per Wheel End , PRIMAAX, Includes Key Nos. 20-23	
	60961-062	PRIMAAX, Includes Key Nos. 20-23	
20	60271-002L	Air Spring Assembly	4
21	60911-000	Lower Air Spring Mounting Bracket	4
22	22962-014	½" Flat Washer	8
23	17700-010	½"-13 UNC Locknut	8
24	60822-000	End Cap	4
25	50104-003	⅞"-9 UNC 3.5" Hex Bolt	4
26	22962-034	⅞" Coated Flat Washer	4
27		Longitudinal Torque Rod Assembly (See chart on page 140 & 141)	1
	58821-027	Longitudinal Torque Rod Rear Bolt Service Kit, Per Wheel End , Includes Key Nos. 28-30	
	58821-012	Longitudinal Torque Rod Rear Bolt Service Kit International Truck , Includes Key Nos. 64-66	
28	32043-016	⅝"-11 UNC-2B 8.0" Bolt	16
29	22962-004	⅝" Flat Washer	32
30	47764-000	⅝"-11 UNC-2A Locknut	16
31	49689-000	Shim (As Required)	

KEY NO.	PART NO.	DESCRIPTION	NO. REQ.
		Transverse Rod Assembly	2
32a	58757-006	Cast (I-section)	
32b	62000-565	Forged (Round)	
	Not Shown 62000-645	<i>International Truck</i>	
33	47691-000L	Bushing - Straddle Bar Pin (⅝" Holes)	4
34	22186-000	Transverse Rod Frame Bracket	2
35	60593-000	**Frame Mounted Axle Stop	4
	50754-031	Shock Fastener Service Kit, Per Wheel End , Includes Key Nos. 38-43	
36	60657-003	Shock Absorber	4
	60657-005	Shock Absorber - <i>Kenworth</i>	
37	67463-002	Upper Shock Frame Bracket, <i>Replaces 65000-002</i>	4
38	32043-017	⅝"-11 UNC 6.0" Bolt	4
39	22962-004	⅝" Flat Washer	8
40	47764-000	⅝"-11 UNC-2B Locknut	4
41	50764-010	¾"-10 UNC 4.25" Bolt	4
42	22962-001	¾" Flat Washer	4
43	49842-000	¾"-10 UNC Locknut	4
	58525-019	HCV Assembly Service Kit , Includes Key Nos. 44, 48, 56	
44	57977-000	Height Control Valve Assembly, Includes Key Nos. 45-47	1
45		*HCV Mounting Bracket	
46		*¼" Flat Washer	
47		*¼"-20 UNC Locknut	
48	58994-005	HCV Linkage Assembly, Includes Key Nos. 49-55	1
49		*Leveling Valve Link Rod	
50		*Adj. Valve Arm Joint	
51		*Leveling Valve Link Clamp	
52		*Leveling Valve Link Stud	
53		*⅝"-18 UNC Hex Locknut	
54		*Flat Washer	
55		*⅝"-18 UNC Hex Nut	
56	60921-000	Height Control Valve Linkage Bracket	1
57	64508-000	S-cam Support Bracket	4
58	58035-004	⅜"-16 UNC 1.25" Hex Bolt	8
59	22962-015	⅜" Hardened Washer	16
60	17700-006	⅜"-16 UNC Locknut	8
61	64202-000	⅝"-16 S-Cam U-bolt	4
62	22962-029	⅝"-16 Hardened Washer	8
63	59016-000	⅝"-18 UNC Locknut	8
64	30418-009	⅞"-14 UNF-2A 5.5" Hex Bolt	4
65	22962-034	⅞" Coated Flat Washer	8
66	29248-000	⅞"-14 UNF-2B Locknut	4
67		U-beam Assembly (See chart on page 141), Includes Key Nos. 16, 19, 24-26	2
68	67045-	Torque Rod Spacer - <i>International Truck</i> (See chart on page 141)	

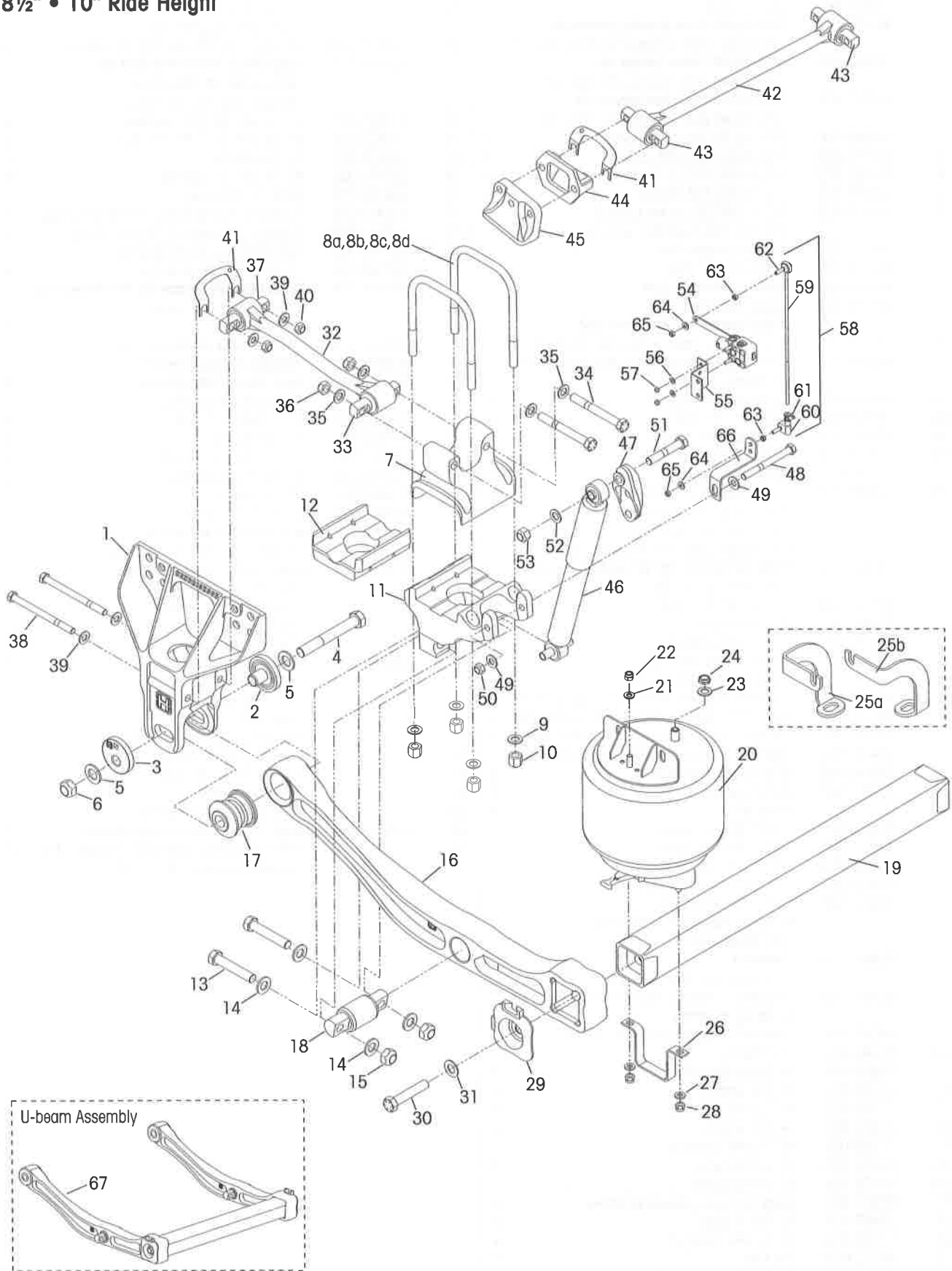
Type A
8½" • 10" Ride Height



KEY NO.	PART NO.	DESCRIPTION	NO. REQ.
1	60821-001	Frame Hanger	4
	60632-008	QUIK-ALIGN Pivot Bushing Service Kit, One AXLE Only , Includes Key Nos. 2-6, 17	
	60632-006	QUIK-ALIGN Collar Service Kit, Per Wheel End , Includes Key Nos. 2-6	
	60632-005	QUIK-ALIGN Pivot Bolt Service Kit, Per Wheel End , Includes Key Nos. 4-6	
2	64633-000	QUIK-ALIGN Concentric Base	4
3	64632-000	QUIK-ALIGN Eccentric Base	4
4	64107-000	1.0"-8 UNC-2A 7.5" Coated Hex Bolt	4
5	22962-035	1.0" Coated Flat Washer	8
6	64108-000	1.0"-8 UNC-2B Coated Locknut	4
7		Top Pad (See illustration on page 139)	
	65210-001	Meritor Straight Side	2
	65210-002	Dana Straight Side	2
	65210-003	Meritor Transition Side	2
	65210-004	Dana Transition Side	2
		U-bolt Service Kit, Per Wheel End	
	48718-120	10" Ride Ht., Includes Key Nos. 8a-8b, 9-10	
	48718-118	8½" Ride Ht., Includes Key Nos. 8c-8d, 9-10	
		¾" Square U-bolt	
8a	59367-007	Outboard 10" Ride Ht.	4
8b	59367-008	Inboard 10" Ride Ht.	4
8c	59367-010	Outboard 8½" Ride Ht.	4
8d	59367-011	Inboard 8½" Ride Ht.	4
9	22962-001	¾" Flat Washer	16
10	49685-000	¾"-16 UNF U-bolt Locknut	16
11		Bottom Cap - Front and Rear (See chart on page 139)	4
12		Axle Spacer (See chart on page 139)	4
	34013-114	D-Pin Service Kit, Per Wheel End , Includes Key Nos. 13-15, 18	
13	30418-009	⅞"-14 UNF 5.5" Bolt	8
14	22962-007	⅞" Flat Washer	16
15	29248-000	⅞"-14 UNF Locknut	8
16		Support Beam Assembly, Includes Key Nos. 17-18	
	66435-007	Left Front, Replaces 60831-003, 65872-007	1
	66435-008	Right Front, Replaces 60831-004, 65872-008	1
	66435-005	Left Rear, Replaces 60831-001, 65872-005	1
	66435-006	Right Rear, Replaces 60831-002, 65872-006	1
17	58648-000	QUIK-ALIGN Pivot Bushing	4
18	65381-000	D-Pin Bushing	4
19		Cross Brace	2
	60912-001	40.0" Dowel Centers	
	60912-002	40.5" Dowel Centers	
	60912-003	40.25" Dowel Centers	
	60912-004	40.875" Dowel Centers	
	60912-006	37.0" Dowel Centers	
		Air Spring Assembly Service Kit, Per Wheel End	
	60961-118	PRIMAAX, Includes Key Nos. 20a, 24-25, 27-29	
	60961-119	FIREMAAX, Includes Key Nos. 20b-25, 27-29	
		Air Spring Assembly	4
20a	66255-002	PRIMAAX, Includes Key Nos. 22-23	
20b	65282-002	FIREMAAX	
21	65868-000	Air Spring Bracket	4
22	22962-014	½" Flat Washer	4
23	17700-010	½"-13 UNC Locknut	4
24	22962-001	¾" Flat Washer	4
25	17700-031	¾"-16 UNF Locknut	4
26a	59479-003	Air Spring Gusset	2
26b	59479-004	Air Spring Gusset	2
27	60911-000	Lower Air Spring Mounting Bracket	4
28	22962-014	½" Flat Washer	8
29	17700-010	½"-13 UNC Locknut	8
30	60822-000	End Cap	4
31	50104-003	⅞"-9 UNC 3.5" Hex Bolt	4
32	22962-034	⅞" Coated Flat Washer	4

KEY NO.	PART NO.	DESCRIPTION	NO. REQ.
33		Longitudinal Torque Rod Assembly (See chart on page 141)	
34	69210-000H	Bushing - Straddle Bar Pin (¾" Holes)	8
	58821-021	Longitudinal Torque Rod Rear Bolt Service Kit, Per Wheel End , Includes Key No. 35, 37-38	
35	21867-007	¾"-16 UNF-2A 6.0" Hex Bolt	8
36	21867-018	¾"-16 UNF-2A 3.75" Hex Bolt	16
37	22962-001	¾" Flat Washer	32
38	30191-000	¾"-16 UNF-2B Locknut	16
39	49689-000	Shim (As Required)	
40	62000-620	Transverse Rod Assembly, Includes Bushings	2
41	47691-000L	Bushing - Straddle Bar Pin (¾" Holes)	4
42	22186-000	Transverse Rod Frame Bracket	2
43	60593-000	**Frame Mounted Axle Stop	4
	50754-029	Shock Fastener Service Kit, Per Wheel End , Includes Key Nos. 46-51	
44		Shock Absorber	4
	60665-013	Vehicles w/Drum Brakes only	
	60665-015	Vehicles w/Disc Brakes only	
45	67463-002	Upper Shock Frame Bracket, Replaces 65000-002	4
46	32043-007	⅝"-11 UNC 7.0" Bolt	4
47	22962-004	⅝" Flat Washer	8
48	47764-000	⅝"-11 UNC-2B Locknut	4
49	50764-010	¾"-10 UNC 4.25" Bolt	4
50	22962-001	¾" Flat Washer	4
51	49842-000	¾"-10 UNC Locknut	4
	58525-019	HCV Assembly Service Kit , Includes Key Nos. 52, 56, 64	
52	57977-000	Height Control Valve Assembly, Includes Key Nos. 53-55	2
53		*HCV Mounting Bracket	
54		*¼" Flat Washer	
55		*¼"-20 UNC Locknut	
56	58994-005	HCV Linkage Assembly, Includes Key Nos. 57-63	2
57		*Leveling Valve Link Rod	
58		*Adj. Valve Arm Joint	
59		*Leveling Valve Link Clamp	
60		*Leveling Valve Link Stud	
61		*⅝"-18 UNC Hex Nut	
62		*⅝"-18 Flat Washer	
63		*⅝"-18 UNC Hex Locknut	
64	60921-000	Height Control Valve Linkage Bracket	2
65		U-beam Assembly (See chart on page 141), Includes Key Nos. 16, 19, 30-32	2

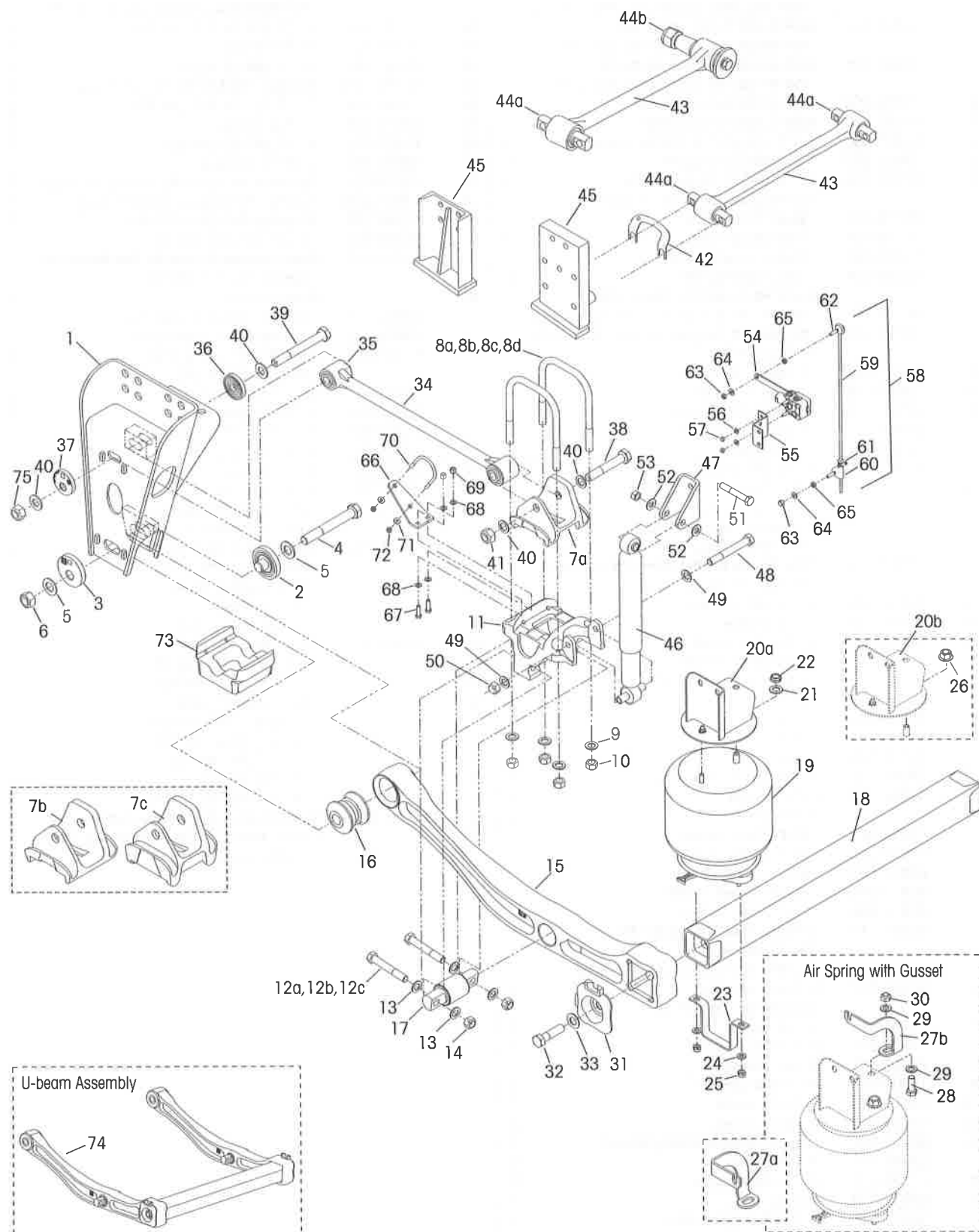
Type B
8½" • 10" Ride Height



KEY NO.	PART NO.	DESCRIPTION	NO. REQ.
1	65891-000	Frame Hanger	4
	60632-008	QUIK-ALIGN Pivot Bushing Service Kit, One AXLE Only , Includes Key Nos. 2-6, 17	
	60632-006	QUIK-ALIGN Collar Service Kit, Per Wheel End , Includes Key Nos. 2-6	
	60632-005	QUIK-ALIGN Pivot Bolt Service Kit, Per Wheel End , Includes Key Nos. 4-6	
2	64633-000	QUIK-ALIGN Concentric Base	4
3	64632-000	QUIK-ALIGN Eccentric Base	4
4	64107-000	1.0"-8 UNC-2A 7.5" Coated Hex Bolt	4
5	22962-035	1.0" Coated Flat Washer	8
6	64108-000	1.0"-8 UNC-2B Coated Locknut	4
7		Top Pad (See illustration on page 139)	
	65210-001	Meritor Straight Side	2
	65210-002	Dana Straight Side	2
	65210-003	Meritor Transition Side	2
	65210-004	Dana Transition Side	2
		U-bolt Service Kit, Per Wheel End	
	48718-120	10" Ride Ht., Includes Key Nos. 8a-8b, 9-10	
	48718-118	8½" Ride Ht., Includes Key Nos. 8c-8d, 9-10	
		¾" Square U-bolt	
8a	59367-007	Outboard 10" Ride Ht.	4
8b	59367-008	Inboard 10" Ride Ht.	4
8c	59367-010	Outboard 8½" Ride Ht.	4
8d	59367-011	Inboard 8½" Ride Ht.	4
9	22962-001	¾" Flat Washer	16
10	49685-000	¾"-16 UNF U-bolt Locknut	16
11		Bottom Cap - Front and Rear (See chart on page 139)	4
12		Axle Spacer - Front and Rear (See chart on page 139)	
	34013-114	D-Pin Service Kit, Per Wheel End , Includes Key Nos. 13-15, 18	
13	30418-009	⅞"-14 UNF 5.5" Bolt	8
14	22962-007	⅞" Flat Washer	16
15	29248-000	⅞"-14 UNF Locknut	8
16		Support Beam Assembly, Includes Key Nos. 17-18	
	66435-007	Left Front	1
	66435-008	Right Front	1
	66435-005	Left Rear	1
	66435-006	Right Rear	1
17	58648-000	QUIK-ALIGN Pivot Bushing	4
18	65381-000	D-Pin Bushing	4
19		Cross Brace	2
	60912-001	40.0" Dowel Centers	
	60912-002	40.5" Dowel Centers	
	60912-003	40.25" Dowel Centers	
	60912-004	40.875" Dowel Centers	
	60912-006	37.0" Dowel Centers	
	60961-118	Air Spring Assembly Service Kit, Per Wheel End , Includes Key Nos. 20, 23-24, 26-28	
20	66255-002	Air Spring Assembly, Includes Key Nos. 21-22	4
21	22962-014	½" Flat Washer	4
22	17700-010	½"-13 UNC Locknut	4
23	22962-001	¾" Flat Washer	4
24	17700-031	¾"-16 UNF Locknut	4
25a	59479-003	Air Spring Gusset	2
25b	59479-004	Air Spring Gusset	2
26	60911-000	Lower Air Spring Mounting Bracket	4
27	22962-014	½" Flat Washer	8
28	17700-010	½"-13 UNC Locknut	8
29	60822-000	End Cap	4
30	50104-003	⅞"-9 UNC 3.5" Hex Bolt	4
31	22962-034	⅞" Coated Flat Washer	4
32		Longitudinal Torque Rod Assembly (See chart on page 141)	

KEY NO.	PART NO.	DESCRIPTION	NO. REQ.
33	69210-000H	Bushing - Straddle Bar Pin (¾" Holes)	4
	58821-028	Longitudinal Torque Rod Rear Bolt Service Kit, Per Wheel End , Includes Key No. 34-36	
34	21867-007	¾"-16 UNF-2A 6.0" Hex Bolt	8
35	22962-001	¾" Flat Washer	16
36	30191-000	¾"-16 UNF-2B Locknut	8
37	47691-000L	Bushing - Straddle Bar Pin (⅝" Holes)	4
38	32043-016	⅝"-11 UNF-2A 8.0" Hex Bolt	8
39	22962-004	⅝" Flat Washer	16
40	47764-000	⅝"-11 UNC-2B Locknut	8
41	49689-000	Shim (As Required)	
42	62000-620	Transverse Rod Assembly, Includes Bushings	2
43	47691-000L	Bushing - Straddle Bar Pin (⅝" Holes)	4
44	22186-000	Transverse Rod Frame Bracket	2
45	60593-000	**Frame Mounted Axle Stop	4
	50754-029	Shock Fastener Service Kit, Per Wheel End , Includes Key Nos. 48-53	
46		Shock Absorber	4
	60665-013	Vehicles w/Drum Brakes only	
	60665-015	Vehicles w/Disc Brakes only	
47	67463-002	Upper Shock Frame Bracket, Replaces 65000-002	4
48	32043-007	⅝"-11 UNC 7.0" Bolt	4
49	22962-004	⅝" Flat Washer	8
50	47764-000	⅝"-11 UNC-2B Locknut	4
51	50764-010	¾"-10 UNC 4.25" Bolt	4
52	22962-001	¾" Flat Washer	4
53	49842-000	¾"-10 UNC Locknut	4
	58525-019	HCV Assembly Service Kit , Includes Key Nos. 54, 58, 66	
54	57977-000	Height Control Valve Assembly, Includes Key Nos. 55-57	2
55		*HCV Mounting Bracket	
56		*¼" Flat Washer	
57		*¼"-20 UNC Locknut	
58	58994-005	HCV Linkage Assembly, Includes Key Nos. 59-65	2
59		*Leveling Valve Link Rod	
60		*Adj. Valve Arm Joint	
61		*Leveling Valve Link Clamp	
62		*Leveling Valve Link Stud	
63		*⅝"-18 UNC Hex Nut	
64		*⅝" Flat Washer	
65		*⅝"-18 UNC Hex Locknut	
66	60921-000	Height Control Valve Linkage Bracket	2
67		U-beam Assembly (See chart on page 141), Includes Key Nos. 16, 19, 29-31	2

12½" • 14¾" • 15½" Ride Height



KEY NO.	PART NO.	DESCRIPTION	NO. REQ.
1		Frame Hanger	4
	64451-001	LH - <i>Terex/IPI</i>	
	64451-002	RH - <i>Terex/IPI</i>	
	64451-003	LH - <i>Oshkosh, Replaces 64851-001</i>	
	64451-004	RH - <i>Oshkosh, Replaces 64851-002</i>	
	60632-009	QUIK-ALIGN Pivot Bushing & Torque Rod Service Kit, One AXLE Only, Includes Key Nos. 2-6, 16, 39-41	
	60632-007	QUIK-ALIGN Collar Service Kit, Per Wheel End, Includes Key Nos. 2-6	
	60632-010	QUIK-ALIGN Pivot & Torque Rod Bolt Service Kit, Per Wheel End, Includes Key Nos. 4-6, 39-41	
2	64600-000	Support Beam QUIK-ALIGN Concentric Base	4
3	64632-000	Support Beam QUIK-ALIGN Eccentric Base	4
4	64107-000	1.0"-8 UNC-2A 7.5" Coated Hex Bolt	4
5	22962-035	1.0" Coated Flat Washer	8
6	64108-000	1.0"-8 UNC-2B Coated Locknut	4
		Top Pad	4
7a	60877-000	Meritor Axle	
7b	60877-001	Dana Axle	
7c	65641-000	Disc Brake Applications	
		U-bolt Service Kit, Per Wheel End	
	48718-108	Includes Key Nos. 8a-10	
	48718-125	Includes Key Nos. 8b-10	
	48718-126	Includes Key Nos. 8c-10	
	48718-132	Includes Key Nos. 8d-10	
		¾" Square U-bolt	8
8a	59367-002	14¾"-15½" Ride Ht., use with Key No. 7a, 7b	
8b	59367-004	12½" Ride Ht., use with Key No. 7c	
8c	59367-009	14¾"-15½" Ride Ht., use with Key No. 7c	
8d	59367-012	12½" Ride Ht., use with Key No. 7c, 73	
9	22962-001	¾" Flat Washer	16
10	49685-000	¾"-16 UNF U-bolt Locknut	16
11	60556-	Bottom Cap (See part no. stamped on component, for stamp location see page 140)	4
		D-Pin Service Kit, Per Wheel End	
	34013-107	5.0" Bolt, Includes Key Nos. 12a-14, 17	
	34013-116	5.5" Bolt, Includes Key Nos. 12b-14, 17	
	34013-117	4.75" Bolt, Includes Key Nos. 12c-14, 17	
12a	21867-036	¾"-16 UNF 5.0" Bolt	8
12b	21867-026	¾"-16 UNF 5.5" Bolt	8
12c	21867-043	¾"-16 UNF 4.75" Bolt	8
13	22962-001	¾" Flat Washer	16
14	30191-000	¾"-16 UNF Locknut	8
15		Support Beam Assembly, Includes Key Nos. 16-17	
	66435-003	Left Front, <i>Replaces 60831-003, 65872-003</i>	1
	66435-004	Right Front, <i>Replaces 60831-004, 65872-004</i>	1
	66435-001	Left Rear, <i>Replaces 60831-001, 65872-001</i>	1
	66435-002	Right Rear, <i>Replaces 60831-002, 65872-002</i>	1
16	58648-000	QUIK-ALIGN Pivot Bushing	4
17	60383-000	D-Pin Bushing	4
18		Cross Brace	2
	60912-001	40.0" Dowel Centers	
	60912-002	40.5" Dowel Centers	
	60912-003	40.25" Dowel Centers	
	60912-004	40.875" Dowel Centers	
		Air Spring Assembly Service Kit, Per Wheel End,	
	60961-124	PRIMAAX, Includes Key Nos. 19-25	
	60961-125	FIREMAAX, Includes Key Nos. 19-25, 28-30	
	64337-002	Air Spring Assembly w/Flange Nut, Includes Key Nos. 19, 20a, 26	4
19	65032-002	Air Spring	4
		Upper Air Spring Bracket Assembly	4
20a	65031-001	14¾" Ride Ht.	4
20b	65031-002	15½" Ride Ht.	4
21	22962-001	¾" Flat Washer	4
22	17700-031	¾"-16 UNF Locknut	4

KEY NO.	PART NO.	DESCRIPTION	NO. REQ.
23	60911-000	Lower Air Spring Mounting Bracket	4
24	22962-014	½" Flat Washer	8
25	17700-010	½"-13 UNC Locknut	8
26		*¾"-16 UNF Flange Locknut	4
27a	59479-003	Air Spring Gusset	2
27b	59479-004	Air Spring Gusset	2
28	50764-006	¾"-10 UNC 2.0" Bolt	4
29	22962-001	¾" Flat Washer	8
30	49842-000	¾"-10 UNC Locknut	4
31	60822-000	End Cap	4
32	50104-003	7/8"-9 UNC 3.5" Hex Bolt	4
33	22962-034	7/8" Coated Flat Washer	4
34		Longitudinal Torque Rod Assembly	
	60641-640	Front, Includes Bushings	2
	60641-660	Rear, Includes Bushings	2
35	47692-000L	Torque Rod Bushing - Thru Holes	8
	58821-011	Torque Rod QUIK-ALIGN Collar Bolt Service Kit, Per Wheel End, Includes Key Nos. 36-37, 39-41	
	58821-012	Longitudinal Torque Rod Rear Bolt Service Kit, Per Wheel End, Includes Key Nos. 38, 40-41	
36	64343-000	Torque Rod QUIK-ALIGN Concentric Base	4
37	64345-000	Torque Rod QUIK-ALIGN Eccentric Base	4
38	30418-009	7/8"-14 UNF-2A 5.5" Hex Bolt	4
39	58705-003	7/8"-9 UNC 7.5" Hex Bolt	4
40	22962-034	7/8" Coated Flat Washer	16
41	29248-000	7/8"-14 UNF-2B Locknut	4
42	49689-000	Shim (As Required)	
43		Transverse Rod Assembly, Includes Bushings	2
	62250-520	<i>Indiana Phoenix Vehicles</i>	
	62250-515	<i>Terex Advance Mixer Vehicles</i>	
	62000-620	<i>Oshkosh Truck Vehicles</i>	
44a	47691-000L	Straddle Torque Rod Bushing	4
44b	64809-000	Taper Pin Bushing	4
45		**Axle Stop	
	64692-001	Frame Mounted (RR-LH)	1
	64696-002	Frame Mounted (RR-RH) - <i>Oshkosh</i>	1
	64696-003	Frame Mounted (FWD-LH) - <i>Oshkosh</i>	1
	64692-004	Frame Mounted (FWD-RH) - <i>Oshkosh</i>	1
	64692-006	Frame Mounted (FWD-RH) - <i>IPI</i>	1
	50754-030	Shock Fastener Service Kit, Per Wheel End, Includes Key Nos. 48-53	
46	60665-011	Shock Absorber	4
47	59423-001	Upper Shock Frame Bracket	4
48	32043-017	5/8"-11 UNC 6.0" Bolt	4
49	22962-004	5/8" Flat Washer	8
50	47764-000	5/8"-11 UNC-2B Locknut	4
51	50764-010	¾"-10 UNC 4.25" Bolt	4
52	22962-001	¾" Flat Washer	8
53	49842-000	¾"-10 UNC Locknut	4
	58525-020	HCV Assembly Service Kit, Includes Key Nos. 54, 58	
54	57977-000	Height Control Valve Assembly, Includes Key Nos. 55-57	2
		*HCV Mounting Bracket	
55		*HCV Mounting Bracket	
56		*¼" Flat Washer	
57		*¼"-20 UNC Locknut	
58	58994-015	HCV Linkage Assembly, Includes Key Nos. 59-65	2
		*Leveling Valve Link Rod	
59		*Leveling Valve Link Rod	
60		*Adj. Valve Arm Joint	
61		*Leveling Valve Link Clamp	
62		*Leveling Valve Link Stud	
63		*5/16" 18 UNC Hex Locknut	
64		*5/16" Hardened Washer	
65		*5/16" 18 UNC Hex Nut	
66	64508-000	S-cam Support Bracket	4
67	58035-004	¾"-16 UNC 1.25" Hex Bolt	8
68	22962-015	¾" Hardened Washer	16

KEY NO.	PART NO.	DESCRIPTION	NO. REQ.	KEY NO.	PART NO.	DESCRIPTION	NO. REQ.
69	17700-006	3/8"-16 UNC Locknut	8	73	65139-003	Axle Spacer - 12 1/2" Ride Ht.	4
70	64202-000	5/16" S-Cam U-bolt	4	74		U-beam Assembly (See chart on page 141), Includes Key Nos. 15,18,31-33	2
71	22962-029	5/16" Hardened Washer	8	75	60266-000	7/8"-9 UNC XL Coated Locknut	4
72	59016-000	5/16"-18 UNC Locknut	8				

SEVERE SERVICE KITS

Air Spring Kit No. 60961-169

(Does not include Lower air spring mounting bracket)
Reference Lit. No.59310-035

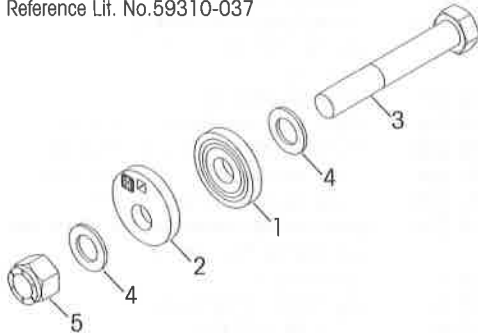


Type A & Type B — PAX 230/460/690
8 1/2"-10" Ride Height

KEY NO.	KIT NO.	DESCRIPTION	NO.REQ.
	60961-169	Air Spring Severe Service Kit One Wheel End, Includes Key Nos. 1-5	
1		Air Spring Assembly	1
2		1/2" Flat Washer	2
3		1/2"-13 UNC Locknut	2
4	67269-000	Upper Air Spring Shield	1
5	66975-000	Lower Air Spring Shield	1

QUIK-ALIGN Pivot Bolt Kit No. 60632-015

Reference Lit. No.59310-037



Type A & Type B
8 1/2"-10" Ride Height

KEY NO.	KIT NO.	DESCRIPTION	NO.REQ.
	60632-015	QUIK-ALIGN Pivot Bolt Severe Service Kit Per Axle, Includes Key Nos. 1-5	
1		PAX QUIK-ALIGN Concentric Base	2
2		PAX QUICK-ALIGN Eccentric Base	2
3		1 1/4"-12 UNF 8.0" Bolt	2
4		1 1/4" Hardened Washer	4
5		1 1/4"-12 UNF Nylocknut	2

Top Pad Bolt Kit No. 58821-026

(Does not include Top pad)
Reference Lit. No.59310-036



Type A — PAX 230/460/690 • FMX 240/480
8 1/2"-10"-12 1/2"-14 3/8"-15 1/2" Ride Height

KEY NO.	KIT NO.	DESCRIPTION	NO.REQ.
	58821-026	Top Pad Bolt Severe Service Kit Per Axle, Includes Key Nos. 1-3	
1		M24 x 3.0-6G XL Coated Hex Bolt	2
2		M24 Hardened Washer	4
3		M24 x 3.0-6H Locknuts	2

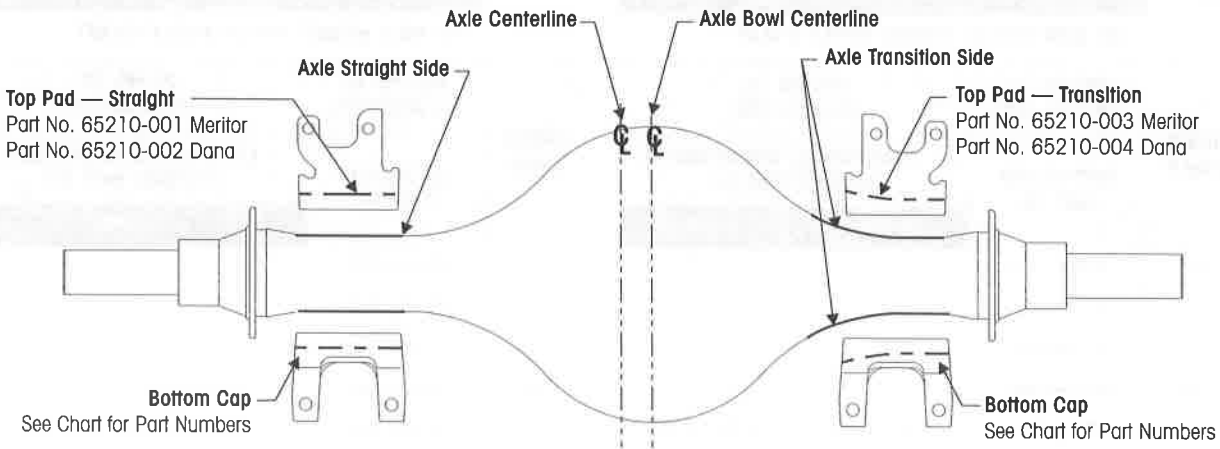
NOTE: * Item included in assembly only, part not sold separately.

** Item required, component supplied by Hendrickson or vehicle manufacturer. Hendrickson is not responsible for components not supplied by Hendrickson, for assistance with maintenance and rebuild instructions on these components see vehicle manufacturer.

NOTE: Quantities are for tandem suspension. Adjust quantities for single or tridem suspensions. Quantities of service kit components may vary from amount shown in lists.

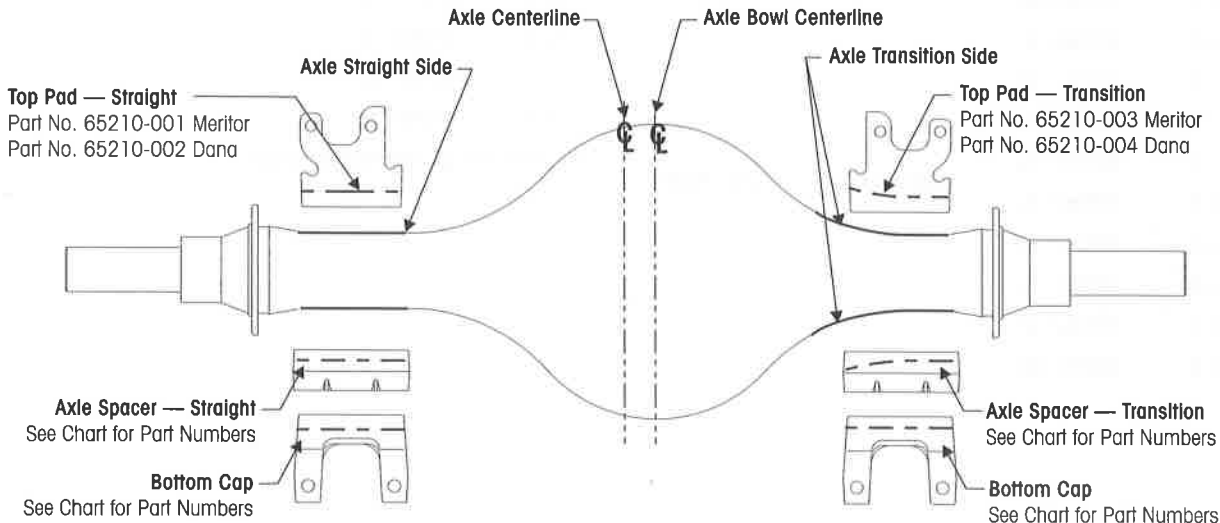
BOTTOM CAP SELECTION GUIDE – 10" RIDE HEIGHT

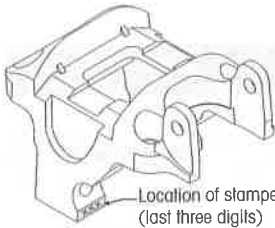
Type A & Type B		PAX 260/520/780 • FMX 270/540					
KEY NO.11 (on pages 133 & 135)	TANDEM				SINGLE		
	STRAIGHT SIDE		TRANSITION SIDE		STRAIGHT SIDE	TRANSITION SIDE	
	FRONT	REAR	FRONT	REAR			
MERITOR	65208-001	65208-003	65208-006	65208-009	65208-001	65208-005	
DANA	65208-002	65208-004	65208-008	65208-011	Contact Hendrickson for Part Nos.		



BOTTOM CAP / AXLE SPACER SELECTION GUIDE – 8½"•12½" RIDE HEIGHT

Type A & Type B		PAX 260/520/780 • FMX 270/540						
KEY NO.11 (on page 133) Bottom Cap		TANDEM				SINGLE		
		STRAIGHT SIDE		TRANSITION SIDE		STRAIGHT SIDE	TRANSITION SIDE	
		FRONT	REAR	FRONT	REAR			
MERITOR		65208-001	65208-003	65208-001	65208-003	65208-001	65208-001	
DANA		65208-002	65208-004	65208-002	65208-004	Contact Hendrickson for Part Nos.		
KEY NO.12 (on pages 133 & 135) Axle Spacer		MERITOR	65276-000		65277-000		65276-000	65277-000
		DANA	65274-000		65275-000		65274-000	65275-000





Location of stamped part no. (last three digits)

BOTTOM CAP AND LONGITUDINAL TORQUE ROD ASSEMBLY SELECTION GUIDE

For 8½", 12½", 14¾", 15½" Ride Height -

See part no. stamped on component (shown in illustration on left). Chart below does not apply.

For 10" Ride Height -

See pinion angle chart (below) or part no. stamped on component.

Type A		PAX 230/460/690 • FMX 240/480	
10" RIDE HEIGHT PINION ANGLE CHART			
PINION ANGLE	KEY NO. 11 (on page 129)	KEY NO. 30 (on page 129)	
	BOTTOM CAP PART NO.	LONGITUDINAL TORQUE ROD ASSEMBLY PART NO.	
		LEFT FRONT	RIGHT FRONT
2.5	60556-025		
3.0	60556-030		
3.5	60556-035		
4.0	60556-040		
4.5	60556-045	60827-605A	60827-605B
5.0	60556-050		
5.5	60556-055		
6.0	60556-060		
6.5	60556-065		
		LEFT REAR	RIGHT REAR
7.0	60556-110		
7.5	60556-115		
8.0	60556-120		
8.5	60556-125	64717-620A	64717-620B
9.0	60556-130		
9.5	60556-135		
10.0	60556-100		
10.5	60556-105		
11.0	60556-110		
11.5	60556-115		
12.0	60556-120		
12.5	60556-125	60827-645A	60827-645B
13.0	60556-130		
13.5	60556-135		
14.0	60556-140		
14.5	60556-145		

Type B		*PAX 230/460/690	
10" RIDE HEIGHT PINION ANGLE CHART			
PINION ANGLE	KEY NO. 11 (on page 131)	KEY NO. 27 (on page 131)	
	BOTTOM CAP PART NO.	LONGITUDINAL TORQUE ROD ASSEMBLY PART NO.	
		FRONT	
2.5	60556-025		
3.0	60556-030		
3.5	60556-035		
4.0	60556-040		
4.5	60556-045		67428-435
5.0	60556-050		
5.5	60556-055		
6.0	60556-060		
6.5	60556-065		
		REAR	
10.0	60556-100		
10.5	60556-105		
11.0	60556-110		
11.5	60556-115		
12.0	60556-120		
12.5	60556-125		67428-475
13.0	60556-130		
13.5	60556-135		
14.0	60556-140		
14.5	60556-145		

*All OEMs except International Truck

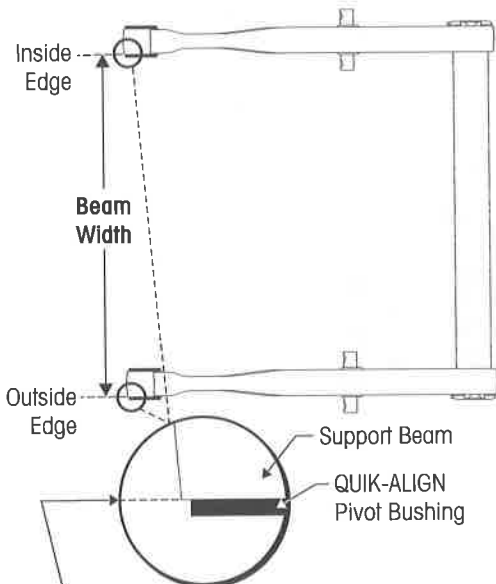
LONGITUDINAL TORQUE ROD ASSEMBLY SELECTION GUIDE

Type A		PAX 260/520/780 • FMX 270/540	
10" RIDE HEIGHT PINION ANGLE CHART			
PINION ANGLE	KEY NO. 33 (on page 133)		
	LONGITUDINAL TORQUE ROD ASSEMBLY PART NO.		
	LEFT	RIGHT	
2.0-3.5	66359-650A	66359-650B	
4.0-5.5	66359-660A	66359-660B	
*2.0-3.5	66359-670A	66359-670B	
10.0-10.5	66359-585A	66359-585B	
11.0-11.5	66359-590A	66359-590B	
12.0-12.5	66359-595A	66359-595B	
*11.0-11.5	66359-600A	66359-600B	
* Pierce			
Type B		PAX 260/520/780	
10" RIDE HEIGHT PINION ANGLE CHART			
PINION ANGLE	KEY NO. 32 (on page 135)		
	LONGITUDINAL TORQUE ROD ASSEMBLY PART NO.		
	LEFT	RIGHT	
2.5-3.0	65302-470A	65302-470B	
3.5-4.0	65302-475A	65302-475B	
9.0-9.5	65302-510A	65302-510B	
10.0-10.5	65302-515A	65302-515B	
11.0-11.5	65302-520A	65302-520B	

BOTTOM CAP, LONGITUDINAL TORQUE ROD AND TORQUE ROD SPACER ASSEMBLY SELECTION GUIDE for International Truck

Type B		PAX 230/460/690		
10" RIDE HEIGHT PINION ANGLE CHART				
PINION ANGLE	KEY NO. 11 (on page 131)	*KEY NO. 27 (on page 131)	KEY NO. 69 (on page 131)	
	BOTTOM CAP PART NO. (2 required)	LONGITUDINAL TORQUE ROD ASSEMBLY PART NO. (2 per axle)	TORQUE ROD SPACER PART NO. (4 required)	
**2.54	60556-035	*67274-510	**	
3.61			67045-072	
4.56			67045-071	
5.72			67045-070	
6.71			67045-069	
**6.62	60556-100	*67274-540	**	
7.67			67045-072	
8.62			67045-071	
9.77			67045-070	
10.75			67045-069	
**7.07	60556-105	*67274-540	**	
8.12			67045-072	
9.06			67045-071	
10.22			67045-070	
11.20			67045-069	
* Torque rod bushings are non-serviceable, replacement requires complete torque rod assembly with bushings.				
** Torque rod spacer not required.				

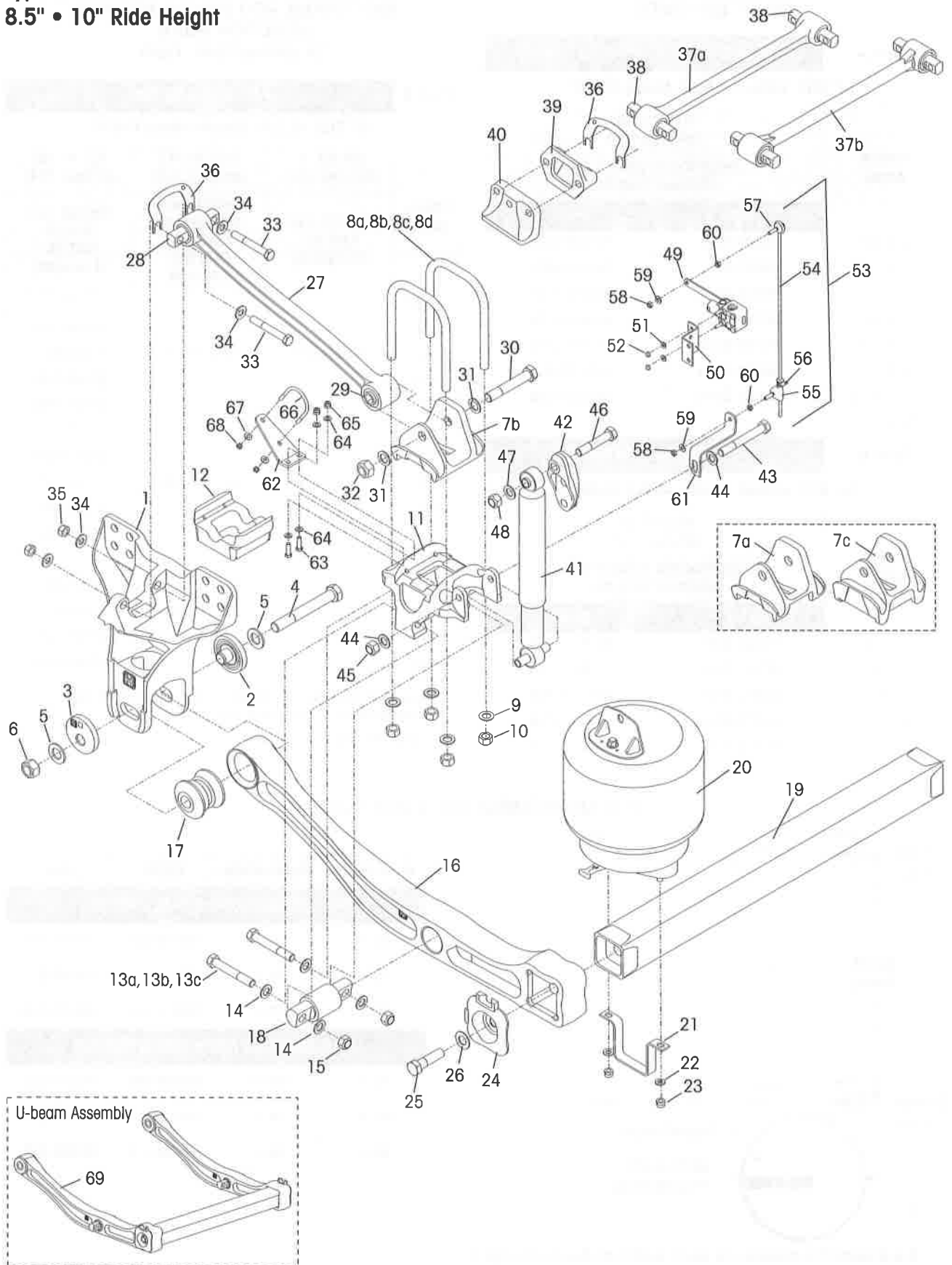
U-BEAM ASSEMBLY SELECTION GUIDE



It is important to measure the beam width from the inside edge of the support beam to outside edge of the support beam while installed on the vehicle to determine the correct U-beam assembly.

BEAM WIDTH	FRAME WIDTH	FRONT	REAR
PAX 230/460/690 • FMX 240/480			
40.0"	34.0"	66659-004	66659-003
40.3"	34.3"	66659-012	66659-011
40.5"	34.5"	66659-010	66659-009
PAX 260/520/780 • FMX 270/540			
40.0"	34.0"	66659-006	66659-005
40.3"	34.3"	66659-014	66659-013
40.5"	34.5"	66659-016	66659-015

Type A
8.5" • 10" Ride Height



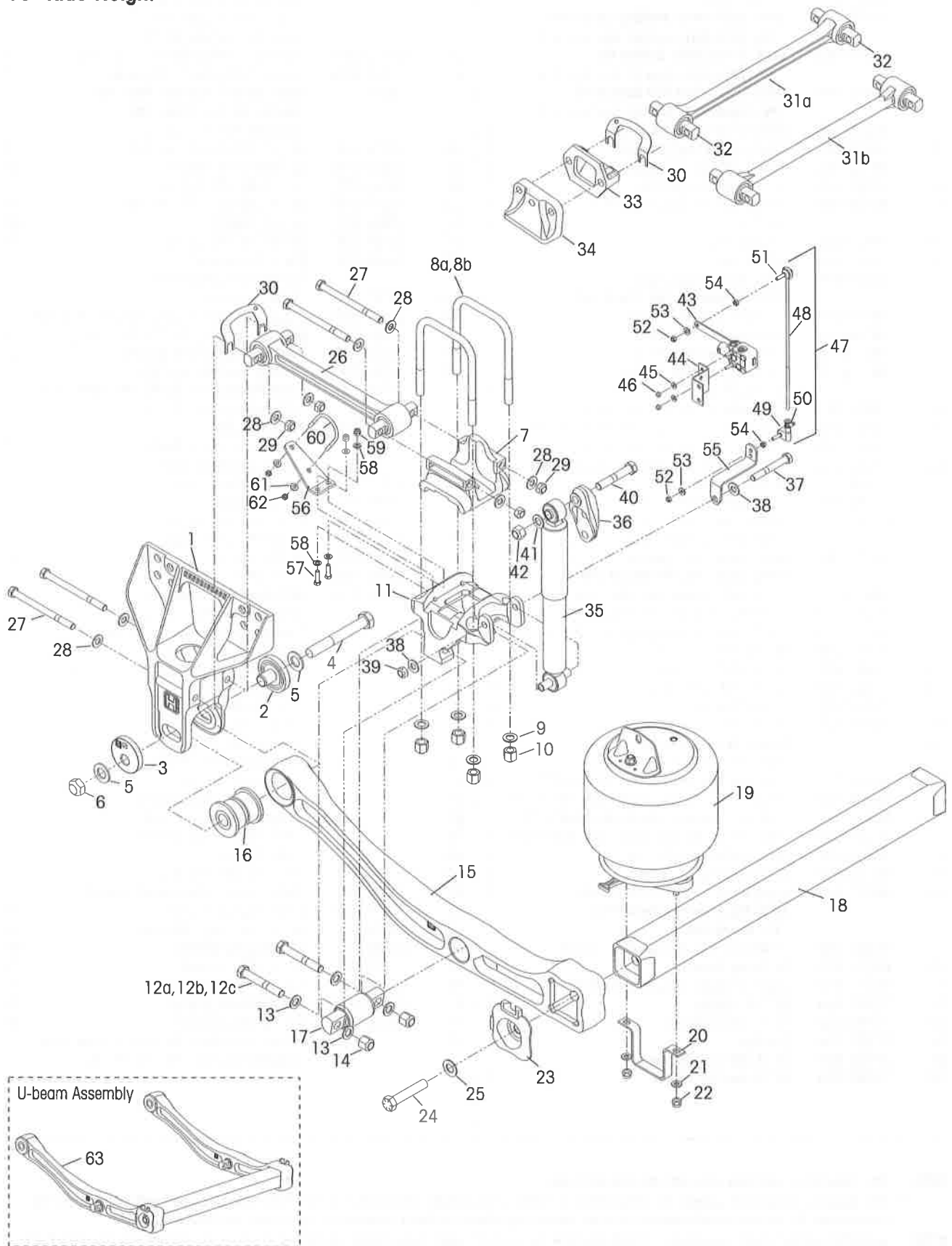
KEY NO.	PART NO.	DESCRIPTION	NO. REQ.	KEY NO.	PART NO.	DESCRIPTION	NO. REQ.
1	60821-001	Frame Hanger	4	27		Longitudinal Torque Rod Assembly (See chart on page 152), Includes Key Nos. 28-29	1
	60632-008	QUIK-ALIGN Pivot Bushing Service Kit, One AXLE Only, Includes Key Nos. 2-6, 17		28	69210-000H	Bushing - Straddle Bar Pin - 3/4" Holes	4
	60632-006	QUIK-ALIGN Collar Service Kit Per Wheel End, Includes Key Nos. 2-6		29	47692-000L	Torque Rod Bushing - Thru Holes	4
	60632-005	QUIK-ALIGN Pivot Bolt Service Kit Per Wheel End, Includes Key Nos. 4-6		58821-012		Longitudinal Torque Rod Rear Bolt Service Kit, Per Wheel End, Includes Key Nos. 30-32	
2	64633-000	QUIK-ALIGN Concentric Base	4	30	30418-009	7/8"-14 UNF-2A 5.5" Hex Bolt	4
3	64632-000	QUIK-ALIGN Eccentric Base	4	31	22962-034	7/8" Coated Flat Washer	8
4	64107-000	1.0"-8 UNC-2A 7.5" Coated Hex Bolt	4	32	29248-000	7/8"-14 UNF-2B Locknut	4
5	22962-035	1.0" Coated Flat Washer	8	33	21867-018	3/4"-16 UNF-2A 3.75" Hex Bolt	8
6	64108-000	1.0"-8 UNC-2B Coated Locknut	4	34	22962-001	3/4" Flat Washer	16
		Top Pad	4	35	30191-000	3/4"-16 UNF-2B Locknut	8
7a	60877-000	Meritor Axle		36	49689-000	Shim (As Required)	
7b	60877-001	Dana Axle				Transverse Rod Assembly	2
7c	65641-000	Disc Brake Applications		37a	58757-006	Cast (I-Section)	
		U-bolt Service Kit, Per Wheel End		37b	62000-565	Forged (Round-Section), Includes Bushings	
	48718-108	Includes Key Nos. 8a-10		38	47691-000L	Bushing - Straddle Bar Pin (3/8" Holes)	4
	48718-125	Includes Key Nos. 8b-10		39	22186-000	Transverse Rod Frame Bracket	2
	48718-126	Includes Key Nos. 8c-10		40	60593-000	**Frame Mounted Axle Stop	4
	48718-132	Includes Key Nos. 8d-10		50754-031		Shock Fastener Service Kit, Per Wheel End, Includes Key Nos. 43-48	
		3/4" Square U-bolt	8	41	60657-005	Shock Absorber	4
8a	59367-002	10" Ride Ht, use with Key No. 7a,7b		42	67463-002	Upper Shock Frame Bracket <i>Replaces 65000-002</i>	4
8b	59367-004	8 1/2" Ride Ht, use with Key No. 7a,7b,12		43	32043-017	5/8"-11 UNC 6.0" Bolt	4
8c	59367-009	10" Ride Ht, use with Key No. 7c		44	22962-004	5/8" Flat Washer	8
8d	59367-012	8 1/2" Ride Ht, use with Key No. 7c,12		45	47764-000	5/8"-11 UNC-2B Locknut	4
9	22962-001	3/4" Flat Washer	16	46	50764-010	3/4"-10 UNC 4.25" Bolt	4
10	49685-000	3/4"-16 UNF U-bolt Locknut	16	47	22962-001	3/4" Flat Washer	4
11	60556-	Bottom Cap - Front and Rear (See chart on page 152)	4	48	49842-000	3/4"-10 UNC Locknut	4
12	65139-003	Axle Spacer - 8 1/2" Ride Ht.	4	58525-019		HCV Assembly Service Kit, Includes Key Nos. 49, 53, 61	
		D-Pin Service Kit, Per Wheel End		49		**Height Control Valve Assembly, Includes Key Nos. 50-52	1
	34013-107	5.0" Bolt, Includes Key Nos. 13a-15, 18		50		*HCV Mounting Bracket	
	34013-116	5.5" Bolt, Includes Key Nos. 13b-15, 18		51		*1/4" Flat Washer	
	34013-117	4.75" Bolt, Includes Key Nos. 13c-15, 18		52		*1/4"-20 UNC Locknut	
13a	21867-036	3/4"-16 UNF 5.0" Bolt	8	53		**HCV Linkage Assembly, Includes Key Nos. 54-60	1
13b	21867-026	3/4"-16 UNF 5.5" Bolt	8	54		*Leveling Valve Link Rod	
13c	21867-043	3/4"-16 UNF 4.75" Bolt	8	55		*Adj. Valve Arm Joint	
14	22962-001	3/4" Flat Washer	16	56		*Leveling Valve Link Clamp	
15	30191-000	3/4"-16 UNF Locknut	8	57		*Leveling Valve Link Stud	
16		Support Beam Assembly, Includes Key Nos. 17-18		58		*5/16"-18 UNC Hex Locknut	
	66435-003	Left Front, <i>Replaces 60831-003, 65872-003</i>	1	59		*Flat Washer	
	66435-004	Right Front, <i>Replaces 60831-004, 65872-004</i>	1	60		*5/16"-18 UNC Hex Nut	
	66435-001	Left Rear, <i>Replaces 60831-001, 65872-001</i>	1	61	60921-000	Height Control Valve Linkage Bracket	1
	66435-002	Right Rear, <i>Replaces 60831-002, 65872-002</i>	1	62	64508-000	S-cam Support Bracket	4
17	58648-000	QUIK-ALIGN Pivot Bushing	4	63	58035-004	3/8"-16 UNC 1.25" Hex Bolt	8
18	60383-000	D-Pin Bushing	4	64	22962-015	3/8" Hardened Washer	16
19	60912-001	Cross Brace - 40.0" Dowel Centers	2	65	17700-006	3/8"-16 UNC Locknut	8
		Air Spring Assembly Service Kit, Per Wheel End		66	64202-000	5/16" S-Cam U-bolt	4
	60961-062	PRIMAAX, Includes Key Nos. 20-23		67	22962-029	5/16" Hardened Washer	8
20	60271-002L	Air Spring Assembly	4	68	59016-000	5/16"-18 UNC Locknut	8
21	60911-000	Lower Air Spring Mounting Bracket	4	69		U-beam Assembly (See chart on page 150), Includes Key Nos. 16, 19, 24- 26	2
22	22962-014	1/2" Flat Washer	8				
23	17700-010	1/2"-13 UNC Locknut	8				
24	60822-000	End Cap	4				
25	50104-003	7/8"-9 UNC 3.5" Hex Bolt	4				
26	22962-034	7/8" Coated Flat Washer	4				

NOTE: * Item included in assembly only, part not sold separately.

** Item required, component supplied by Hendrickson or vehicle manufacturer. Hendrickson is not responsible for components not supplied by Hendrickson, for assistance with maintenance and rebuild instructions on these components see vehicle manufacturer.

NOTE: Quantities are for tandem suspension. Adjust quantities for single or tridem suspensions. Quantities of service kit components may vary from amount shown in lists.

Type B
10" Ride Height



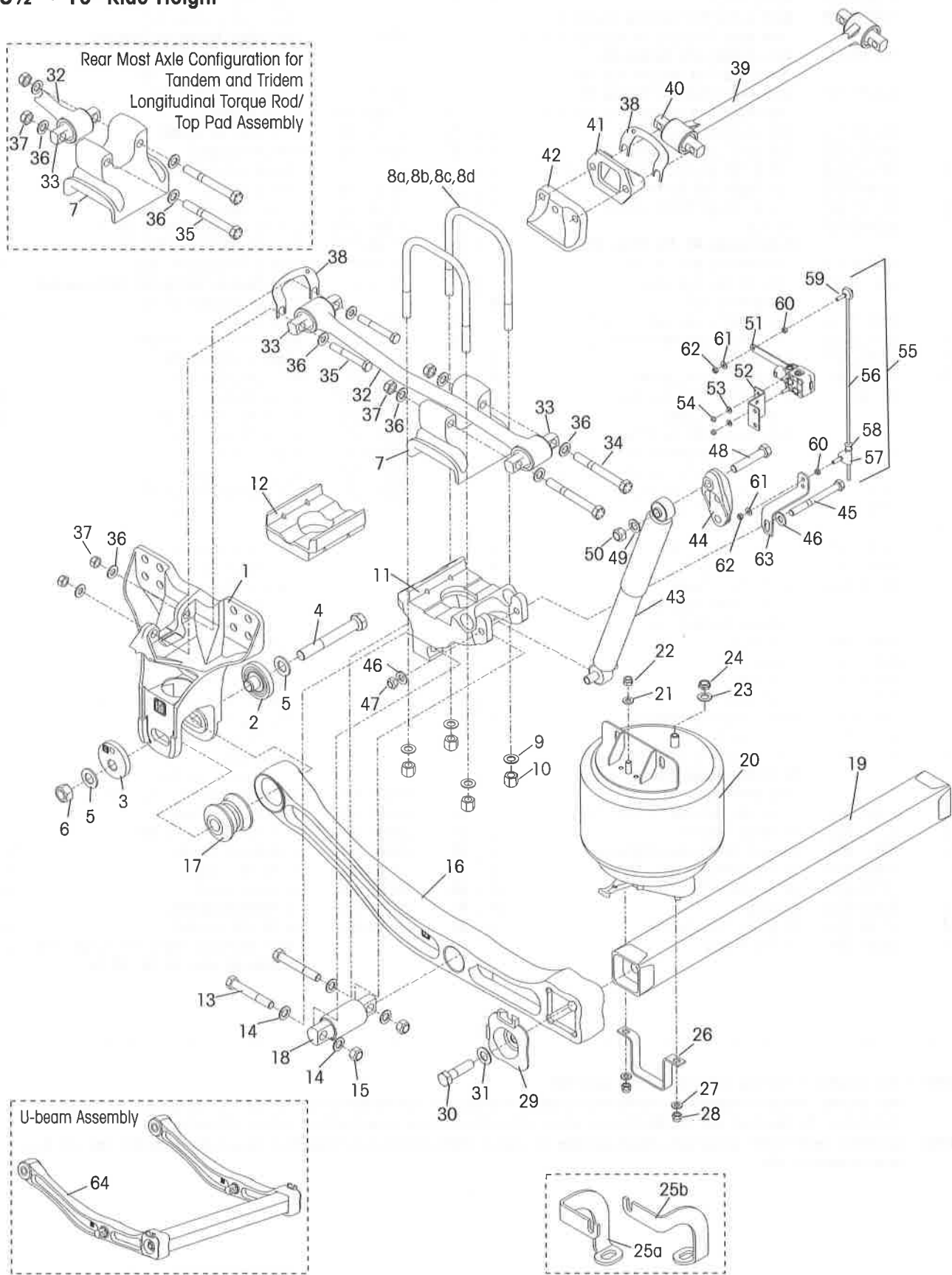
KEY NO.	PART NO.	DESCRIPTION	NO. REQ.	KEY NO.	PART NO.	DESCRIPTION	NO. REQ.
1	65891-000	Frame Hanger	4	26		Longitudinal Torque Rod Assembly (See chart on page 152)	1
	60632-008	QUIK-ALIGN Pivot Bushing Service Kit, One AXLE Only , Includes Key Nos. 2-6, 16			58821-027	Longitudinal Torque Rod Rear Bolt Service Kit, Per Wheel End , Includes Key Nos. 27-29	
	60632-006	QUIK-ALIGN Collar Service Kit, Per Wheel End , Includes Key Nos. 2-6		27	32043-016	5/8"-11 UNC-2B 8.0" Bolt	16
	60632-005	QUIK-ALIGN Pivot Bolt Service Kit, Per Wheel End , Includes Key Nos. 4-6		28	22962-004	5/8" Flat Washer	32
2	64633-000	QUIK-ALIGN Concentric Base	4	29	47764-000	5/8"-11 UNC-2A Locknut	16
3	64632-000	QUIK-ALIGN Eccentric Base	4	30	49689-000	Shim (As Required)	
4	64107-000	1.0"-8 UNC-2A 7.5" Coated Hex Bolt	4			Transverse Rod Assembly	2
5	22962-035	1.0" Coated Flat Washer	8	31a	58757-006	Cast (I-section)	
6	64108-000	1.0"-8 UNC-2B Coated Locknut	4	31b	62000-565	Forged (Round)	
7	65289-000	Top Pad	4	32	47691-000L	Bushing - Straddle Bar Pin (5/8" Holes)	4
		U-bolt Service Kit, Per Wheel End , Includes Key Nos. 8a-10		33	22186-000	Transverse Rod Frame Bracket	2
	48718-129	Includes Key Nos. 8a-10		34	60593-000	**Frame Mounted Axle Stop	4
	48718-125	Includes Key Nos. 8b-10			50754-031	Shock Fastener Service Kit, Per Wheel End , Includes Key Nos. 37-42	
		3/4" Square U-bolt	8	35	60657-005	Shock Absorber	4
8a	59367-013	10" Ride Ht., use with Key No. 7a		36	67463-002	Upper Shock Frame Bracket <i>Replaces 65000-002</i>	4
8b	59367-004	9" Ride Ht., use with Key No. 7b		37	32043-017	5/8"-11 UNC 6.0" Bolt	4
9	22962-001	3/4" Flat Washer	16	38	22962-004	5/8" Flat Washer	8
10	49685-000	3/4"-16 UNF U-bolt Locknut	16	39	47764-000	5/8"-11 UNC-2B Locknut	4
11	60556-	Bottom Cap - Front and Rear (See chart on page 152)	4	40	50764-010	3/4"-10 UNC 4.25" Bolt	4
		D-Pin Service Kit, Per Wheel End 5.0" Bolt, Includes Key Nos. 12a-14, 17		41	22962-001	3/4" Flat Washer	4
	34013-107	5.0" Bolt, Includes Key Nos. 12a-14, 17		42	49842-000	3/4"-10 UNC Locknut	4
	34013-116	5.5" Bolt, Includes Key Nos. 12b-14, 17			58525-019	HCV Assembly Service Kit , Includes Key Nos. 43, 47, 55	
	34013-117	4.75" Bolt, Includes Key Nos. 12c-14, 17		43		**Height Control Valve Assembly, Includes Key Nos. 45-47	1
12a	21867-036	3/4"-16 UNF 5.0" Bolt	8	44		*HCV Mounting Bracket	
12b	21867-026	3/4"-16 UNF 5.5" Bolt	8	45		*1/4" Flat Washer	
12c	21867-043	3/4"-16 UNF 4.75" Bolt	8	46		*1/4"-20 UNC Locknut	
13	22962-001	3/4" Flat Washer	16	47		**HCV Linkage Assembly, Includes Key Nos. 48-54	1
14	30191-000	3/4"-16 UNF Locknut	8	48		*Leveling Valve Link Rod	
15		Support Beam Assembly, Includes Key Nos. 16-17		49		*Adj. Valve Arm Joint	
	66435-003	Left Front	1	50		*Leveling Valve Link Clamp	
	66435-004	Right Front	1	51		*Leveling Valve Link Stud	
	66435-001	Left Rear	1	52		*9/16"-18 UNC Hex Locknut	
	66435-002	Right Rear	1	53		*Flat Washer	
16	58648-000	QUIK-ALIGN Pivot Bushing	4	54		*9/16"-18 UNC Hex Nut	
17	60383-000	D-Pin Bushing	4	55	60921-000	Height Control Valve Linkage Bracket	1
18	60912-001	Cross Brace - 40.0" Dowel Centers	2	56	64508-000	S-cam Support Bracket	4
		Air Spring Assembly Service Kit, Per Wheel End , PRIMAAX, Includes Key Nos. 19-22		57	58035-004	3/8"-16 UNC 1.25" Hex Bolt	8
	60961-062	PRIMAAX, Includes Key Nos. 19-22		58	22962-015	3/8" Hardened Washer	16
19	60271-002L	Air Spring Assembly	4	59	17700-006	3/8"-16 UNC Locknut	8
20	60911-000	Lower Air Spring Mounting Bracket	4	60	64202-000	5/16" S-Cam U-bolt	4
21	22962-014	1/2" Flat Washer	8	61	22962-029	5/16" Hardened Washer	8
22	17700-010	1/2"-13 UNC Locknut	8	62	59016-000	5/16"-18 UNC Locknut	8
23	60822-000	End Cap	4	63		U-beam Assembly (See chart on page 150), Includes Key Nos. 15, 18, 23-25	2
24	50104-003	7/8"-9 UNC 3.5" Hex Bolt	4				
25	22962-034	7/8" Flat Washer	4				

NOTE: * Item included in assembly only, part not sold separately.

** Item required, component supplied by Hendrickson or vehicle manufacturer. Hendrickson is not responsible for components not supplied by Hendrickson, for assistance with maintenance and rebuild instructions on these components see vehicle manufacturer.

NOTE: Quantities are for tandem suspension. Adjust quantities for single or tridem suspensions. Quantities of service kit components may vary from amount shown in lists.

Type A
8½" • 10" Ride Height



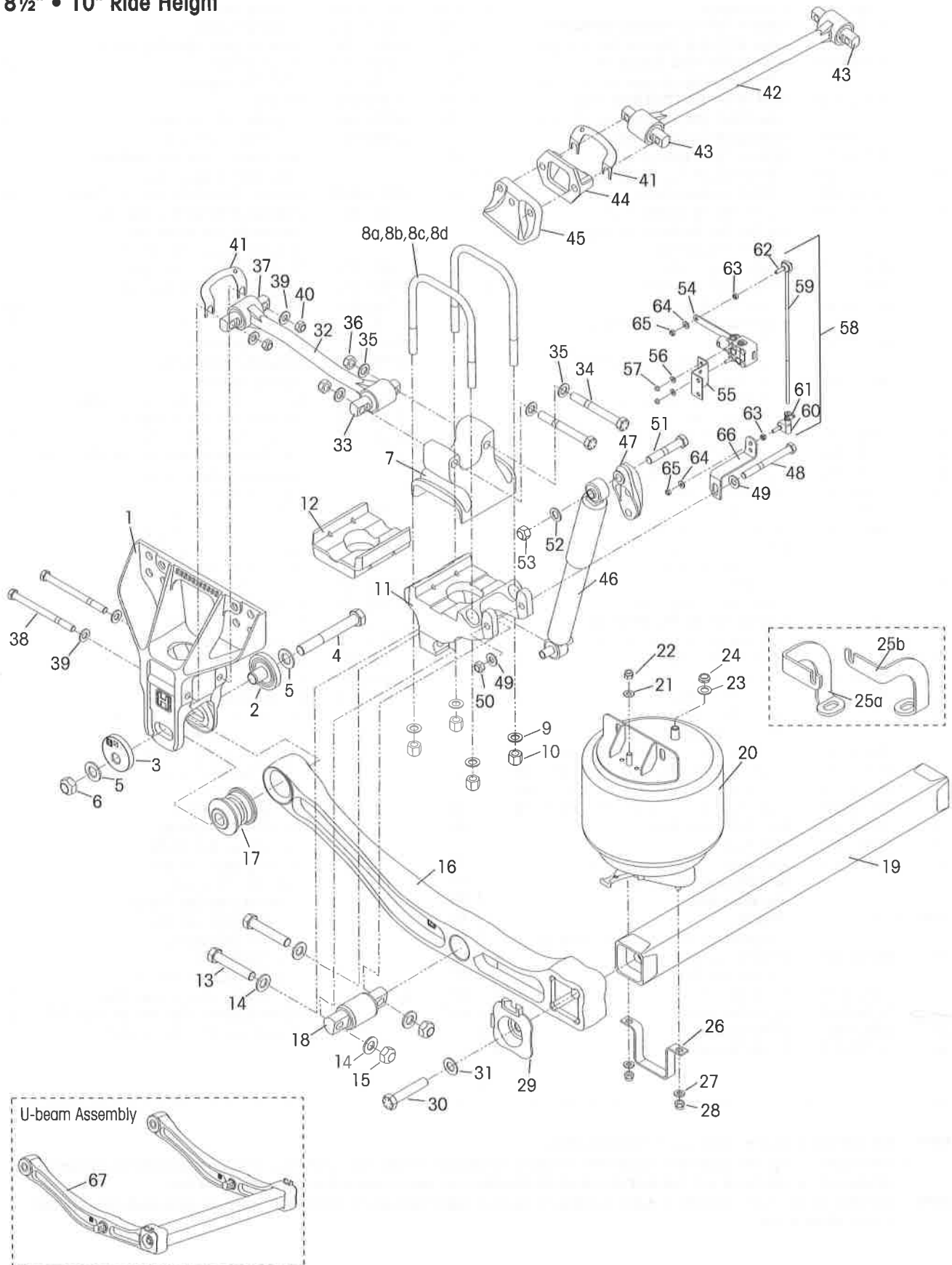
KEY NO.	PART NO.	DESCRIPTION	NO. REQ.	KEY NO.	PART NO.	DESCRIPTION	NO. REQ.
1	60821-001	Frame Hanger	4	25a	59479-003	Air Spring Gusset	2
	60632-008	QUIK-ALIGN Pivot Bushing Service Kit, One AXLE Only, Includes Key Nos. 2-6, 17		25b	59479-004	Air Spring Gusset	2
	60632-006	QUIK-ALIGN Collar Service Kit, Per Wheel End, Includes Key Nos. 2-6		26	60911-000	Lower Air Spring Mounting Bracket	4
	60632-005	QUIK-ALIGN Pivot Bolt Service Kit, Per Wheel End, Includes Key Nos. 4-6		27	22962-014	1/2" Flat Washer	8
2	64633-000	QUIK-ALIGN Concentric Base	4	28	17700-010	1/2"-13 UNC Locknut	8
3	64632-000	QUIK-ALIGN Eccentric Base	4	29	60822-000	End Cap	4
4	64107-000	1.0"-8 UNC-2A 7.5" Coated Hex Bolt	4	30	50104-003	7/8"-9 UNC 3.5" Hex Bolt	4
5	22962-035	1.0" Flat Coated Washer	8	31	22962-034	7/8" Coated Flat Washer	4
6	64108-000	1.0"-8 UNC-2B Coated Locknut	4	32		Longitudinal Torque Rod Assembly (See chart on page 150)	
7		Top Pad (See illustration on page 151)		33	69210-000H	Bushing - Straddle Bar Pin (3/4" Holes)	8
	65210-001	Meritor Straight Side	2		58821-021	Longitudinal Torque Rod Rear Bolt Service Kit, Per Wheel End, Includes Key No. 34, 36-37	
	65210-002	Dana Straight Side	2	34	21867-007	3/4"-16 UNF-2A 6.0" Hex Bolt	8
	65210-003	Meritor Transition Side	2	35	21867-018	3/4"-16 UNF-2A 3.75" Hex Bolt	16
	65210-004	Dana Transition Side	2	36	22962-001	3/4" Flat Washer	32
		U-bolt Service Kit, Per Wheel End		37	30191-000	3/4"-16 UNF-2B Locknut	16
	48718-120	10" Ride Ht., Includes Key Nos. 8a-8b, 9-10		38	49689-000	Shim (As Required)	
	48718-118	8 1/2" Ride Ht., Includes Key Nos. 8c-8d, 9-10		39	62000-620	Transverse Rod Assembly, Includes Bushings	2
		3/4" Square U-bolt		40	47691-000L	Bushing - Straddle Bar Pin (5/8" Holes)	4
8a	59367-007	Outboard 10" Ride Ht.	4	41	22186-000	Transverse Rod Frame Bracket	2
8b	59367-008	Inboard 10" Ride Ht.	4	42	60593-000	**Frame Mounted Axle Stop	4
8c	59367-010	Outboard 8 1/2" Ride Ht.	4		50754-029	Shock Fastener Service Kit, Per Wheel End, Includes Key Nos. 45-50	
8d	59367-011	Inboard 8 1/2" Ride Ht.	4	43		Shock Absorber	4
9	22962-001	3/4" Flat Washer	16		60665-013	Vehicles w/Drum Brakes only	
10	49685-000	3/4"-16 UNF U-bolt Locknut	16		60665-015	Vehicles w/Disc Brakes only	
11		Bottom Cap - Front and Rear (See chart on page 151)	4	44	67463-002	Upper Shock Frame Bracket <i>Replaces 65000-002</i>	4
12		Axle Spacer (See chart on page 151)	4	45	32043-007	5/8"-11 UNC 7.0" Bolt	4
	34013-114	D-Pin Service Kit, Per Wheel End, Includes Key Nos. 13-15, 18		46	22962-004	5/8" Flat Washer	8
13	30418-009	7/8"-14 UNF 5.5" Bolt	8	47	47764-000	5/8"-11 UNC-2B Locknut	4
14	22962-007	7/8" Flat Washer	16	48	50764-010	3/4"-10 UNC 4.25" Bolt	4
15	29248-000	7/8"-14 UNF Locknut	8	49	22962-001	3/4" Flat Washer	4
16		Support Beam Assembly, Includes Key Nos. 17-18		50	49842-000	3/4"-10 UNC Locknut	4
	66435-007	Left Front, <i>Replaces 60831-003, 65872-007</i>	1		58525-019	HCV Assembly Service Kit, Includes Key Nos. 51, 55, 63	
	66435-008	Right Front, <i>Replaces 60831-004, 65872-008</i>	1	51		**Height Control Valve Assembly, Includes Key Nos. 52-54	1
	66435-005	Left Rear, <i>Replaces 60831-001, 65872-005</i>	1	52		*HCV Mounting Bracket	
	66435-006	Right Rear, <i>Replaces 60831-002, 65872-006</i>	1	53		*1/4" Flat Washer	
17	58648-000	QUIK-ALIGN Pivot Bushing	4	54		*1/4"-20 UNC Locknut	
18	65381-000	D-Pin Bushing	4	55		**HCV Linkage Assembly, Includes Key Nos. 56-62	1
19	60912-001	Cross Brace - 40.0" Dowel Centers	2	56		*Leveling Valve Link Rod	
		Air Spring Assembly Service Kit, Per Wheel End		57		*Adj. Valve Arm Joint	
	60961-118	PRIMAAX, Includes Key Nos. 20, 23-24, 226-28		58		*Leveling Valve Link Clamp	
20	66255-002	Air Spring Assembly, Includes Key Nos. 21-22	4	59		*Leveling Valve Link Stud	
21	22962-014	1/2" Flat Washer	4	60		*5/16"-18 UNC Hex Nut	
22	17700-010	1/2"-13 UNC Locknut	4	61		*5/16" Flat Washer	
23	22962-001	3/4" Flat Washer	4	62		*5/16"-18 UNC Hex Locknut	
24	17700-031	3/4"-16 UNF Locknut	4	63	60921-000	Height Control Valve Linkage Bracket	1
				64		U-beam Assembly (See chart on page 150), Includes Key Nos. 16, 19, 29-31	2

NOTE: * Item included in assembly only, part not sold separately.

** Item required, component supplied by Hendrickson or vehicle manufacturer. Hendrickson is not responsible for components not supplied by Hendrickson, for assistance with maintenance and rebuild instructions on these components see vehicle manufacturer.

NOTE: Quantities are for tandem suspension. Adjust quantities for single or tridem suspensions. Quantities of service kit components may vary from amount shown in lists.

Type B
8½" • 10" Ride Height



KEY NO.	PART NO.	DESCRIPTION	NO. REQ.
1	65891-000	Frame Hanger	4
	60632-008	QUIK-ALIGN Pivot Bushing Service Kit, One AXLE Only, Includes Key Nos. 2-6, 17	
	60632-006	QUIK-ALIGN Collar Service Kit, Per Wheel End, Includes Key Nos. 2-6	
	60632-005	QUIK-ALIGN Pivot Bolt Service Kit, Per Wheel End, Includes Key Nos. 4-6	
2	64633-000	QUIK-ALIGN Concentric Base	4
3	64632-000	QUIK-ALIGN Eccentric Base	4
4	64107-000	1.0"-8 UNC-2A 7.5" Coated Hex Bolt	4
5	22962-035	1.0" Flat Coated Washer	8
6	64108-000	1.0"-8 UNC-2B Coated Locknut	4
7		Top Pad (See illustration on page 151)	
	65210-001	Meritor Straight Side	2
	65210-002	Dana Straight Side	2
	65210-003	Meritor Transition Side	2
	65210-004	Dana Transition Side	2
		U-bolt Service Kit, Per Wheel End	
	48718-120	10" Ride Ht., Includes Key Nos. 8a-8b, 9-10	
	48718-118	8½" Ride Ht., Includes Key Nos. 8c-8d, 9-10	
		¾" Square U-bolt	
8a	59367-007	Outboard 10" Ride Ht.	4
8b	59367-008	Inboard 10" Ride Ht.	4
8c	59367-010	Outboard 8½" Ride Ht.	4
8d	59367-011	Inboard 8½" Ride Ht.	4
9	22962-001	¾" Flat Washer	16
10	49685-000	¾"-16 UNF U-bolt Locknut	16
11		Bottom Cap - Front and Rear (See chart on page 151)	4
12		Axle Spacer - Front and Rear (See chart on page 151)	
	34013-114	D-Pin Service Kit, Per Wheel End, Includes Key Nos. 13-15, 18	
13	30418-009	⅞"-14 UNF 5.5" Bolt	8
14	22962-007	⅞" Flat Washer	16
15	29248-000	⅞"-14 UNF Locknut	8
16		Support Beam Assembly, Includes Key Nos. 17-18	
	66435-007	Left Front	1
	66435-008	Right Front	1
	66435-005	Left Rear	1
	66435-006	Right Rear	1
17	58648-000	QUIK-ALIGN Pivot Bushing	4
18	65381-000	D-Pin Bushing	4
19	60912-001	Cross Brace - 40.0" Dowel Centers	2
	60961-118	Air Spring Assembly Service Kit, Per Wheel End, Includes Key Nos. 20, 23-24, 26-28	
20	66255-002	Air Spring Assembly, Includes Key Nos. 21-22	4
21	22962-014	½" Flat Washer	4
22	17700-010	½"-13 UNC Locknut	4
23	22962-001	¾" Flat Washer	4
24	17700-031	¾"-16 UNF Locknut	4
25a	59479-003	Air Spring Gusset	2
25b	59479-004	Air Spring Gusset	2

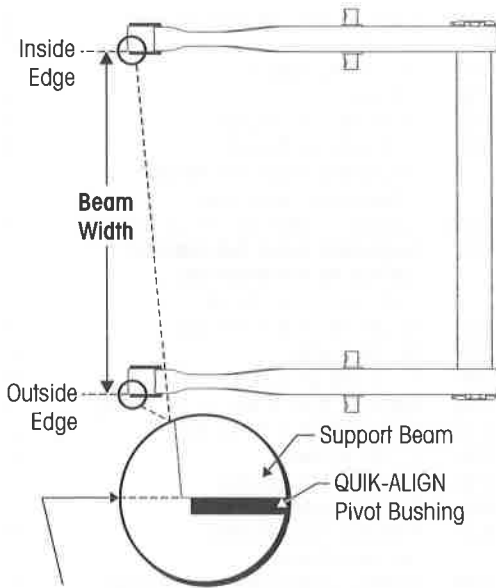
KEY NO.	PART NO.	DESCRIPTION	NO. REQ.
26	60911-000	Lower Air Spring Mounting Bracket	4
27	22962-014	½" Flat Washer	8
28	17700-010	½"-13 UNC Locknut	8
29	60822-000	End Cap	4
30	50104-003	⅞"-9 UNC 3.5" Hex Bolt	4
31	22962-034	⅞" Coated Flat Washer	4
32		Longitudinal Torque Rod Assembly (See chart on page 150)	
33	69210-000H	Bushing - Straddle Bar Pin (¾" Holes)	4
	58821-028	Longitudinal Torque Rod Rear Bolt Service Kit, Per Wheel End, Includes Key No. 34-36	
34	21867-007	¾"-16 UNF-2A 6.0" Hex Bolt	8
35	22962-001	¾" Flat Washer	16
36	30191-000	¾"-16 UNF-2B Locknut	8
37	47691-000L	Bushing - Straddle Bar Pin (⅝" Holes)	4
38	32043-016	⅝"-11 UNF-2A 8.0" Hex Bolt	8
39	22962-004	⅝" Flat Washer	16
40	47764-000	⅝"-11 UNC-2B Locknut	8
41	49689-000	Shim (As Required)	
42	62000-620	Transverse Rod Assembly, Includes Bushings	2
43	47691-000L	Bushing - Straddle Bar Pin (⅝" Holes)	4
44	22186-000	Transverse Rod Frame Bracket	2
45	60593-000	**Frame Mounted Axle Stop	4
	50754-029	Shock Fastener Service Kit, Per Wheel End, Includes Key Nos. 48-53	
46		Shock Absorber	4
	60665-013	Vehicles w/Drum Brakes only	
	60665-015	Vehicles w/Disc Brakes only	
47	67463-002	Upper Shock Frame Bracket <i>Replaces 65000-002</i>	4
48	32043-007	⅝"-11 UNC 7.0" Bolt	4
49	22962-004	⅝" Flat Washer	8
50	47764-000	⅝"-11 UNC-2B Locknut	4
51	50764-010	¾"-10 UNC 4.25" Bolt	4
52	22962-001	¾" Flat Washer	4
53	49842-000	¾"-10 UNC Locknut	4
	58525-019	HCV Assembly Service Kit, Includes Key Nos. 54, 58, 66	
54		**Height Control Valve Assembly, Includes Key Nos. 55-57	1
55		*HCV Mounting Bracket	
56		*¼" Flat Washer	
57		*¼"-20 UNC Locknut	
58		**HCV Linkage Assembly, Includes Key Nos. 59-65	1
59		*Leveling Valve Link Rod	
60		*Adj. Valve Arm Joint	
61		*Leveling Valve Link Clamp	
62		*Leveling Valve Link Stud	
63		*⅝"-18 UNC Hex Nut	
64		*⅝"-18 UNC Flat Washer	
65		*⅝"-18 UNC Hex Locknut	
66	60921-000	Height Control Valve Linkage Bracket	1
67		U-beam Assembly (See chart on page 150), Includes Key Nos. 16, 19, 29-31	2

NOTE: * Item included in assembly only, part not sold separately.

** Item required, component supplied by Hendrickson or vehicle manufacturer. Hendrickson is not responsible for components not supplied by Hendrickson, for assistance with maintenance and rebuild instructions on these components see vehicle manufacturer.

NOTE: Quantities are for tandem suspension. Adjust quantities for single or tridem suspensions. Quantities of service kit components may vary from amount shown in lists.

U-BEAM ASSEMBLY SELECTION GUIDE



It is important to measure the beam width from the inside edge of the support beam to outside edge of the support beam while installed on the vehicle to determine the correct U-beam assembly.

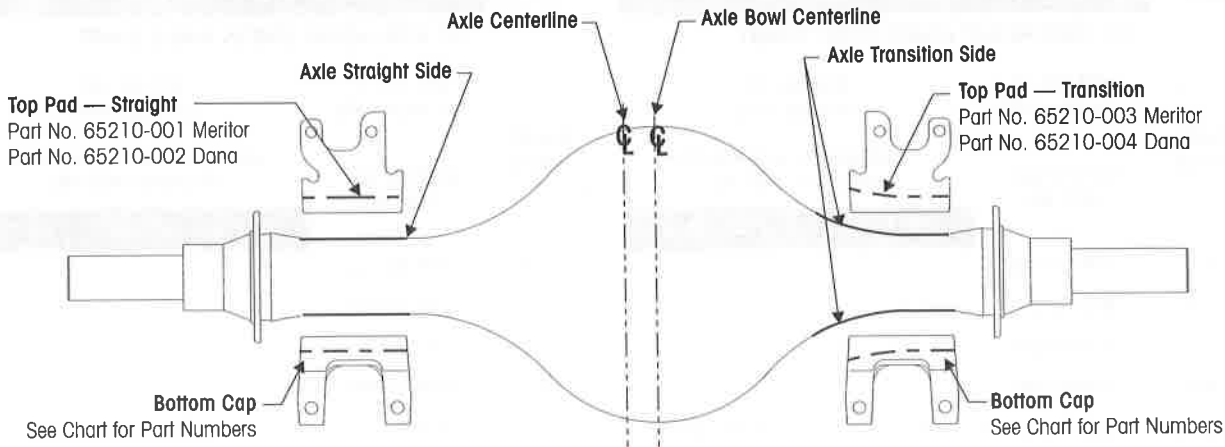
BEAM WIDTH	FRAME WIDTH	FRONT	REAR
PAX 230/460/690			
40.0"	34.0"	66659-004	66659-003
40.3"	34.3"	66659-012	66659-011
40.5"	34.5"	66659-010	66659-009
PAX 260/520/780			
40.0"	34.0"	66659-006	66659-005

LONGITUDINAL TORQUE ROD ASSEMBLY SELECTION GUIDE

Type A	PAX 260/520/780		Type B	PAX 260/520/780	
10" RIDE HEIGHT PINION ANGLE CHART			10" RIDE HEIGHT PINION ANGLE CHART		
PINION ANGLE	KEY NO. 32 (on page 147)		PINION ANGLE	KEY NO. 32 (on page 149)	
	LONGITUDINAL TORQUE ROD ASSEMBLY PART NO.			LONGITUDINAL TORQUE ROD ASSEMBLY PART NO.	
	LEFT	RIGHT		LEFT	RIGHT
2.0-3.5	66359-650A	66359-650B	2.5-3.0	65302-470A	65302-470B
4.0-5.5	66359-660A	66359-660B	3.5-4.0	65302-475A	65302-475B
10.0-10.5	66359-585A	66359-585B	9.0-9.5	65302-510A	65302-510B
11.0-11.5	66359-590A	66359-590B	10.0-10.5	65302-515A	65302-515B
12.0-12.5	66359-595A	66359-595B	11.0-11.5	65302-520A	65302-520B

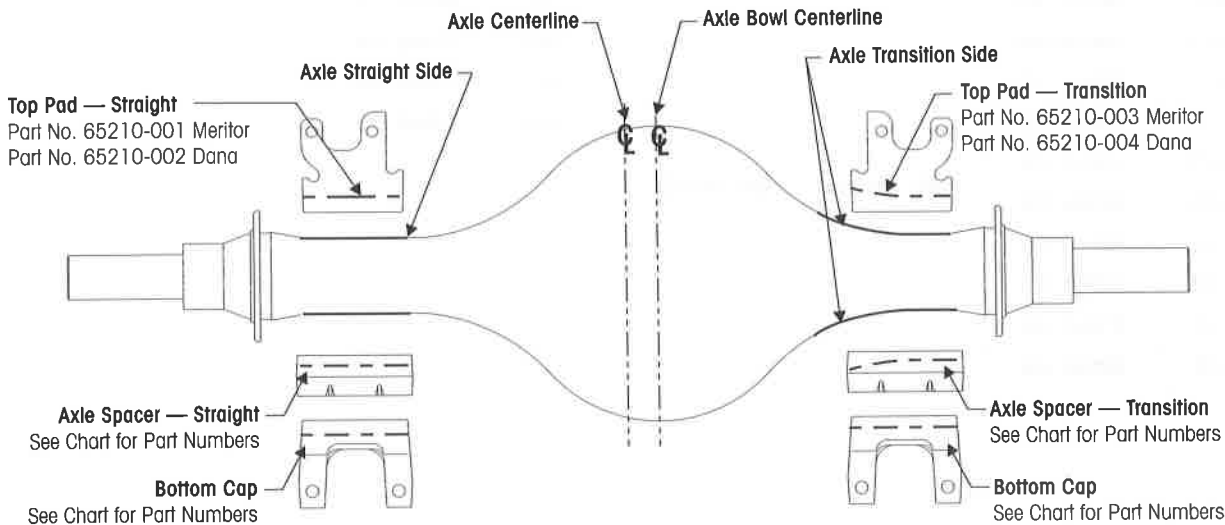
BOTTOM CAP SELECTION GUIDE – 10" RIDE HEIGHT

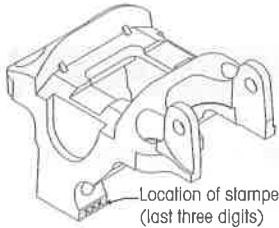
Type A & Type B	PAX 260/520/780					
	TANDEM				SINGLE	
	STRAIGHT SIDE		TRANSITION SIDE		STRAIGHT SIDE	TRANSITION SIDE
KEY NO. 11 (on pages 147 & 149)	FRONT	REAR	FRONT	REAR		
	MERITOR	65208-001	65208-003	65208-006	65208-009	65208-001
DANA	65208-002	65208-004	65208-008	65208-011	Contact Hendrickson for Part Nos.	



BOTTOM CAP / AXLE SPACER SELECTION GUIDE – 8½" RIDE HEIGHT

Type A & Type B	PAX 260/520/780					
	TANDEM				SINGLE	
	STRAIGHT SIDE		TRANSITION SIDE		STRAIGHT SIDE	TRANSITION SIDE
KEY NO. 11 (on page 147) Bottom Cap	FRONT	REAR	FRONT	REAR		
	MERITOR	65208-001	65208-003	65208-001	65208-003	65208-001
DANA	65208-002	65208-004	65208-002	65208-004	Contact Hendrickson for Part Nos.	
KEY NO. 12 (on pages 147 & 149) Axle Spacer	65276-000		65277-000		65276-000	65277-000
	65274-000		65275-000		65274-000	65275-000





Location of stamped part no. (last three digits)

BOTTOM CAP AND LONGITUDINAL TORQUE ROD ASSEMBLY SELECTION GUIDE

8½" Ride Height — See part no. stamped on component (shown in illustration on left). Chart below does not apply.

10" Ride Height — See pinion angle chart (below) or part no. stamped on component.

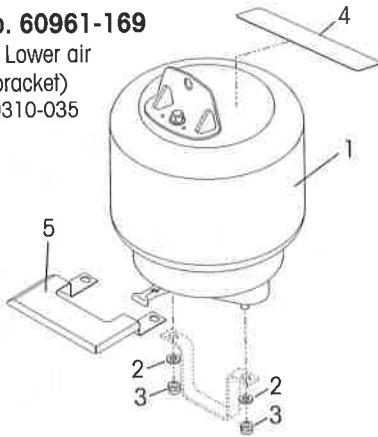
Type A		PAX 230/460/690	
10" RIDE HEIGHT PINION ANGLE CHART			
PINION ANGLE	KEY NO. 11 (on page 143)	KEY NO. 27 (on page 143)	
	BOTTOM CAP PART NO.	LONGITUDINAL TORQUE ROD ASSEMBLY PART NO.	
		LEFT FRONT	RIGHT FRONT
2.5	60556-025	60827-605A	60827-605B
3.0	60556-030		
3.5	60556-035		
4.0	60556-040		
4.5	60556-045		
5.0	60556-050		
5.5	60556-055		
6.0	60556-060		
6.5	60556-065		
		LEFT REAR	RIGHT REAR
7.0	60556-110	64717-620A	64717-620B
7.5	60556-115		
8.0	60556-120		
8.5	60556-125		
9.0	60556-130		
9.5	60556-135		
10.0	60556-100		
10.5	60556-105		
11.0	60556-110		
11.5	60556-115		
12.0	60556-120		
12.5	60556-125		
13.0	60556-130		
13.5	60556-135		
14.0	60556-140		
14.5	60556-145		

Type B		PAX 230/460/690	
10" RIDE HEIGHT PINION ANGLE CHART			
PINION ANGLE	KEY NO. 11 (on page 145)	KEY NO. 26 (on page 145)	
	BOTTOM CAP PART NO.	LONGITUDINAL TORQUE ROD ASSEMBLY PART NO.	
		FRONT	
2.5	60556-025	67428-435	
3.0	60556-030		
3.5	60556-035		
4.0	60556-040		
4.5	60556-045		
5.0	60556-050		
5.5	60556-055		
6.0	60556-060		
6.5	60556-065		
10.0	60556-100	67428-475	
10.5	60556-105		
11.0	60556-110		
11.5	60556-115		
12.0	60556-120		
12.5	60556-125		
13.0	60556-130		
13.5	60556-135		
14.0	60556-140		
14.5	60556-145		

SEVERE SERVICE KITS

Air Spring Kit No. 60961-169

(Does not include Lower air spring mounting bracket)
Reference Lit. No.59310-035

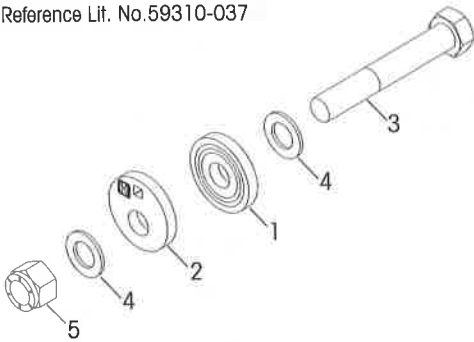


Type A & Type B — PAX 230/460/690
8½"-10" Ride Height

KEY NO.	KIT NO.	DESCRIPTION	NO.REQ.
	60961-169	Air Spring Severe Service Kit, One Wheel End, Includes Key Nos. 1-5	
1		Air Spring Assembly	1
2		½" Flat Washer	2
3		½"-13 UNC Locknut	2
4	67269-000	Upper Air Spring Shield	1
5	66975-000	Lower Air Spring Shield	1

QUICK-ALIGN Pivot Bolt Kit No. 60632-015

Reference Lit. No.59310-037



Type A & Type B
8½"-10" Ride Height

	60632-015	QUICK-ALIGN Pivot Bolt Severe Service Kit, Per Axle, includes Key Nos. 1-5	
1		PAX QUICK-ALIGN Concentric Base	2
2		PAX QUICK-ALIGN Eccentric Base	2
3		1¼"-12 UNF 8.0" Bolt	2
4		1¼" Hardened Washer	4
5		1¼"-12 UNF Nylocknut	2

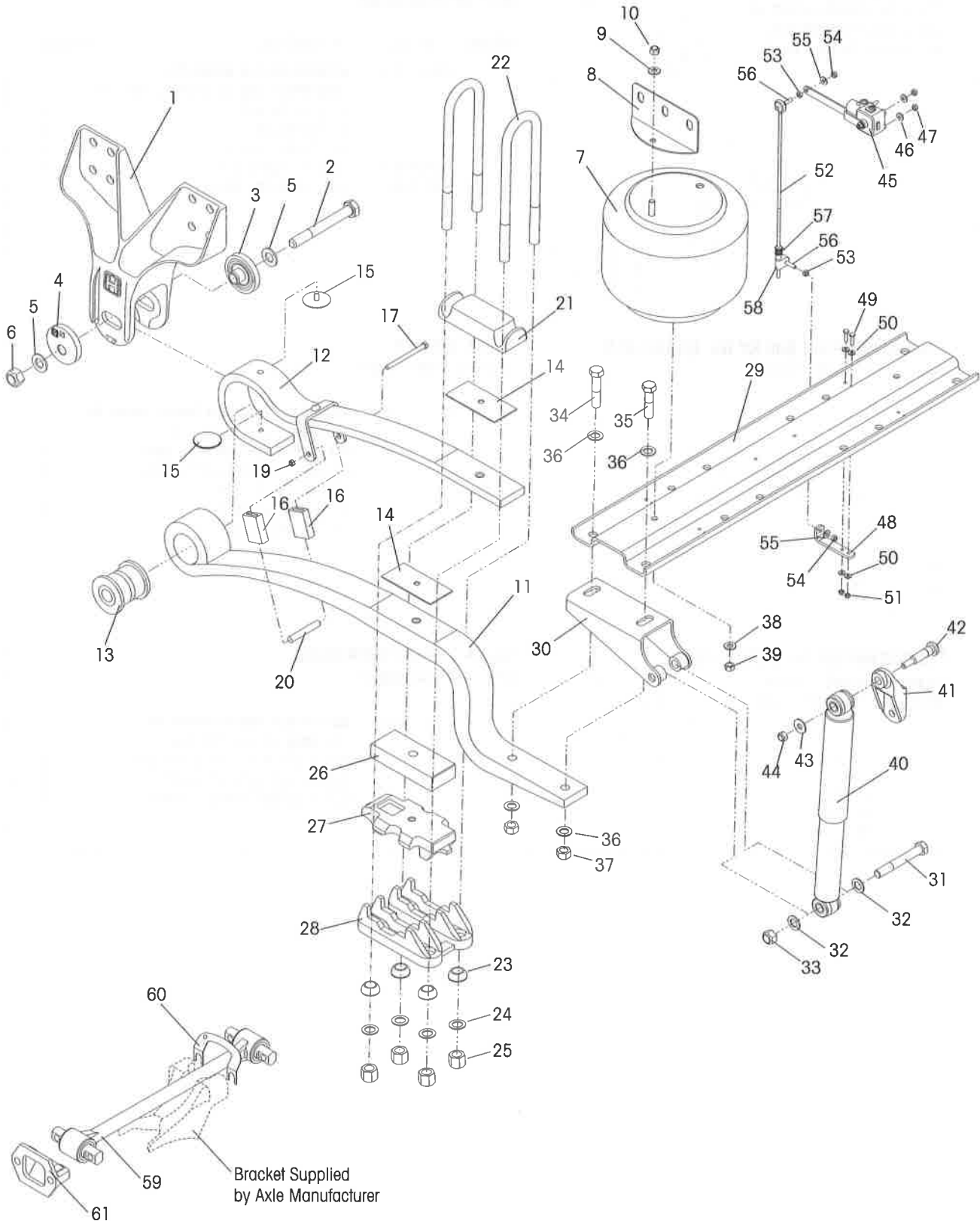
Top Pad Bolt Kit No. 58821-026

(Does not include Top pad)
Reference Lit. No.59310-036



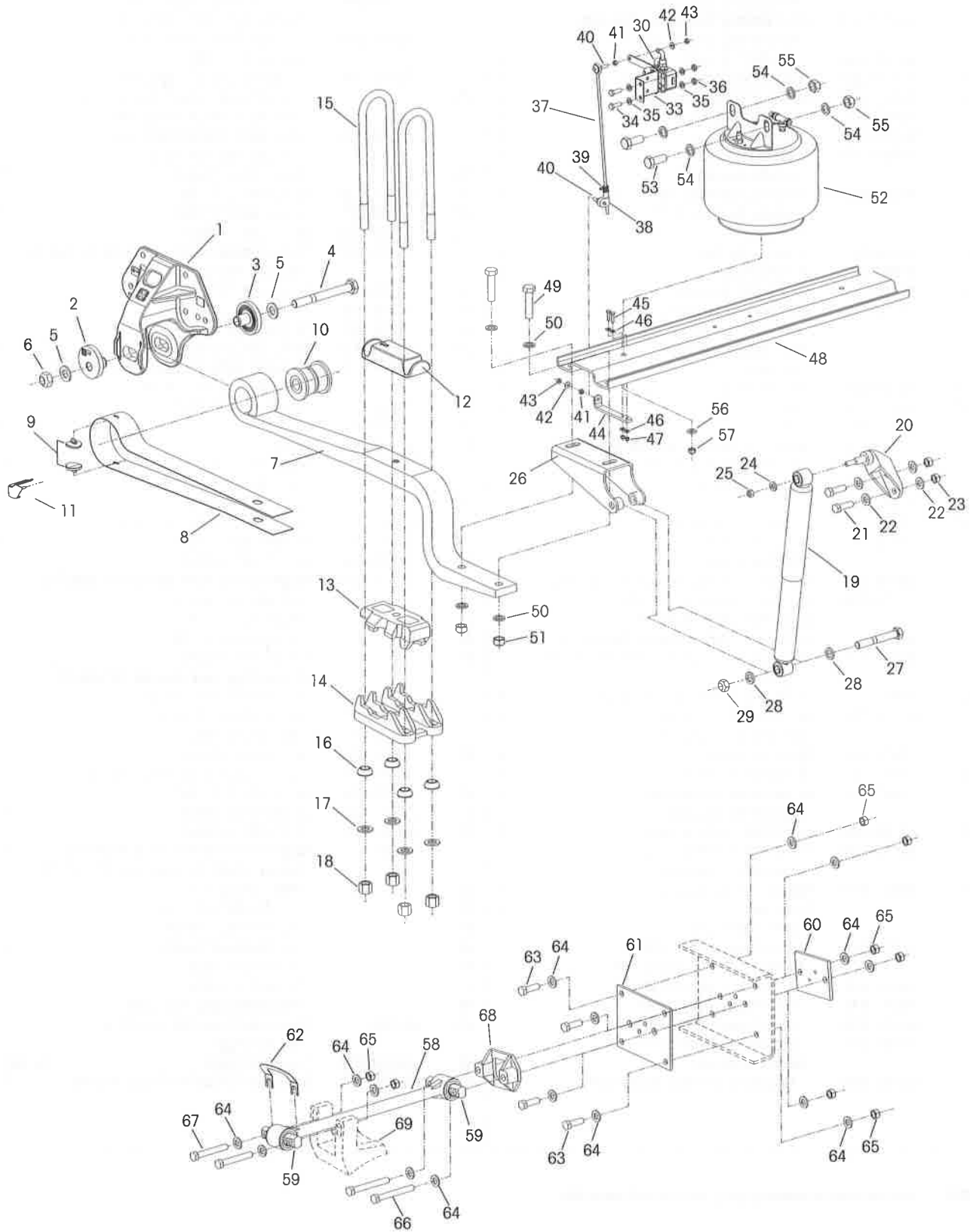
Type A — PAX 230/460/690
8½"-10" Ride Height

	58821-026	Top Pad Bolt Severe Service Kit, Per Axle, Includes Key Nos. 1-3	
1		M24 x 3.0-6G XL Coated Hex Bolt	2
2		M24 Coated Hardened Washer	4
3		M24 x 3.0-6H Coated Locknuts	2



KEY NO.	PART NO.	DESCRIPTION	NO. REQ.	KEY NO.	PART NO.	DESCRIPTION	NO. REQ.
1	60784-000	Frame Hanger	2	28		Axle Bottom Cap	2
	60632-001	QUIK-ALIGN® Service Kit, Axle Set, Includes Key Nos. 2-6			57024-000	Meritor RS15-120 2-5.0° Pinion Angle LH/RH	
	34013-103	Pivot Bushing Service Kit, One Side, Includes Key Nos. 2, 5-6, 13, 15			50216-000	Meritor RS21-145, RS23-160 0-9.5° Pinion Angle LH/RH	
2	64107-000	1"-8 UNC 7.5" Bolt	2		50216-000	Meritor RC23-160 Negative 0-9.5° Angle LH/RH	
3	64633-000	QUIK-ALIGN Concentric Collar	3	29		Cross Channel, contact Hendrickson Tech Services for proper Cross Channel	1
4	64632-000	QUIK-ALIGN Eccentric Collar	1		57356-000	Lower Shock Bracket Assembly, Includes Key Nos. 30-33	2
5	22962-035	1" Hardened Washer	4	30		*Lower Shock Bracket	2
6	64108-000	1"-8 UNC Locknut	2	31	50764-002	¾"-10 UNC 5.5" Bolt	2
	60925-002	Air Spring Assembly, Includes Key Nos. 7-10	2	32	22962-001	¾" Hardened Washer	4
	60929-002	Air Spring Assembly Front Engine, Includes Key Nos. 7-10	2	33	49842-000	¾"-10 UNC Locknut	2
7		*Air Spring	2		50763-004	Cross Channel Fastener Service Kit, Axle Set, Includes Key Nos. 34-37	
8	57096-002	Air Spring Bracket	2	34	50764-003	¾"-10 UNC 3.5" Bolt	2
9	22962-014	½" Flat Washer	2	35	50764-005	¾"-10 UNC 3.0" Bolt	2
10	17700-010	½"-13 UNC Nylocknut	2	36	22962-001	¾" Hardened Washer	8
	60779-000	Main Support Assembly, Includes Key Nos. 11-20	2	37	49842-000	¾"-10 UNC Locknut	4
11		*Main Support Member	2		49177-006	Air Spring Fastener Service Kit, Axle Set, Includes Key Nos. 38-39	
12		*Secondary Leaf	2	38	22962-014	½" Hardened Washer	2
13	58648-000	Pivot Bushing	2	39	17700-010	½"-13 UNC Nylocknut	2
14	37674-051	Liner	4	40	60998-001	Shock Absorber	2
15	64817-000	Puck	4		57322-002	Upper Shock Bracket Assembly, Includes Key Nos. 41-44	2
	49175-026	Spring Clip Fastener Service Kit, Axle Set, Includes Key Nos. 16-19		41		*Upper Shock Bracket	2
16	64272-000	Spring Clip Sleeve	4	42	50368-000	½"-13 UNC Serrated Shank Bolt	2
17	37042-002	⅞"-14 UNC Bolt	2	43	22962-031	½" Hardened Washer	2
18	22962-027	⅞" Washer (Not Shown)		44	49846-000	½"-13 UNC Locknut	2
19	17700-007	⅞"-14 UNC Nut	2		59013-000	Height Control Valve Service Kit, Axle Set, Includes Key Nos. 45-47	
20		*Clip Bolt Spacer	2	45		*Height Control Valve	1
21	56805-000	Top Pad (All except 15,000 lb. capacity)	2	46		*⅜" Hardened Washer	2
	57724-000	Top Pad (15,000 lb. capacity)	2	47		*⅜"-20 UNC Locknut	2
	48718-	U-bolt Service Kit, Axle Set				HCV Linkage Lower Bracket Service Kit, Includes Key Nos. 48-51	
	48718-104	¾"-Specify Length, Includes Key Nos. 22-25 ¾"-15,000 lb. capacity, Includes Key Nos. 22, 24-25			57430-000	All Except Rear Engine	
22	47417-	⅞"-14 UNF U-bolt - Specify Length	4		57430-003	Rear Engine Only	
	49684-014	¾"-16 UNF 12.5" U-bolt (15,000 lbs.Capacity)	4	48	56789-000	HCV Linkage Bracket	1
23	48574-000	Spherical Washer	8		58367-000	HCV Linkage Bracket (Rear Engine)	
24	22962-002	⅞" Hardened Flat Washer	8	49	56935-002	¼"-20 UNC 1.0" Bolt	2
	22962-001	¾" Hardened Flat Washer (15,000 lb. Capacity)	8	50	22962-028	¼" Hardened Washer	4
25	50765-000	⅞"-14 UNF U-Bolt Locknut	8	51	49983-000	¼"-20 UNC Locknut	2
	49685-000	¾"-16 UNF U-Bolt Locknut (15,000 lb. Capacity)	8		58994-	Height Control Valve Linkage Assembly, Specify Length, Includes Key Nos. 52-58	1
26	48531-014	Spacer 1.5" (As Required)	2	52		*HCV Linkage Rod	1
27		Spring Seat	2	53		*⅝"-18 UNC Jam Nut	2
	57022-010	Meritor RS15-120 4.5° Pinion Angle LH/RH		54		*⅝"-18 UNC Locknut	2
	56501-006	Meritor RS21-145, RS23-160 4.5° Pinion Angle LH/RH		55		*⅝" Hardened Washer	2
	56501-019	Meritor RC23-160 0.0° Pinion Angle LH/RH		56		*⅝"-18 UNC Stud	2
	56501-020	Negative 4.5° Pinion Angle LH/RH		57		*Valve Arm Clamp	1
	56501-021			58		*Adjustable Valve Arm Joint	1
	56501-020			59	62000-	Transverse Torque Rod Assembly, Specify Length	1
				60	49689-000	Torque Rod Shim	As Req.
				61	22186-000	Transverse Torque Rod Frame Bracket	1

NOTE: * Item included in assembly only, part not sold separately.

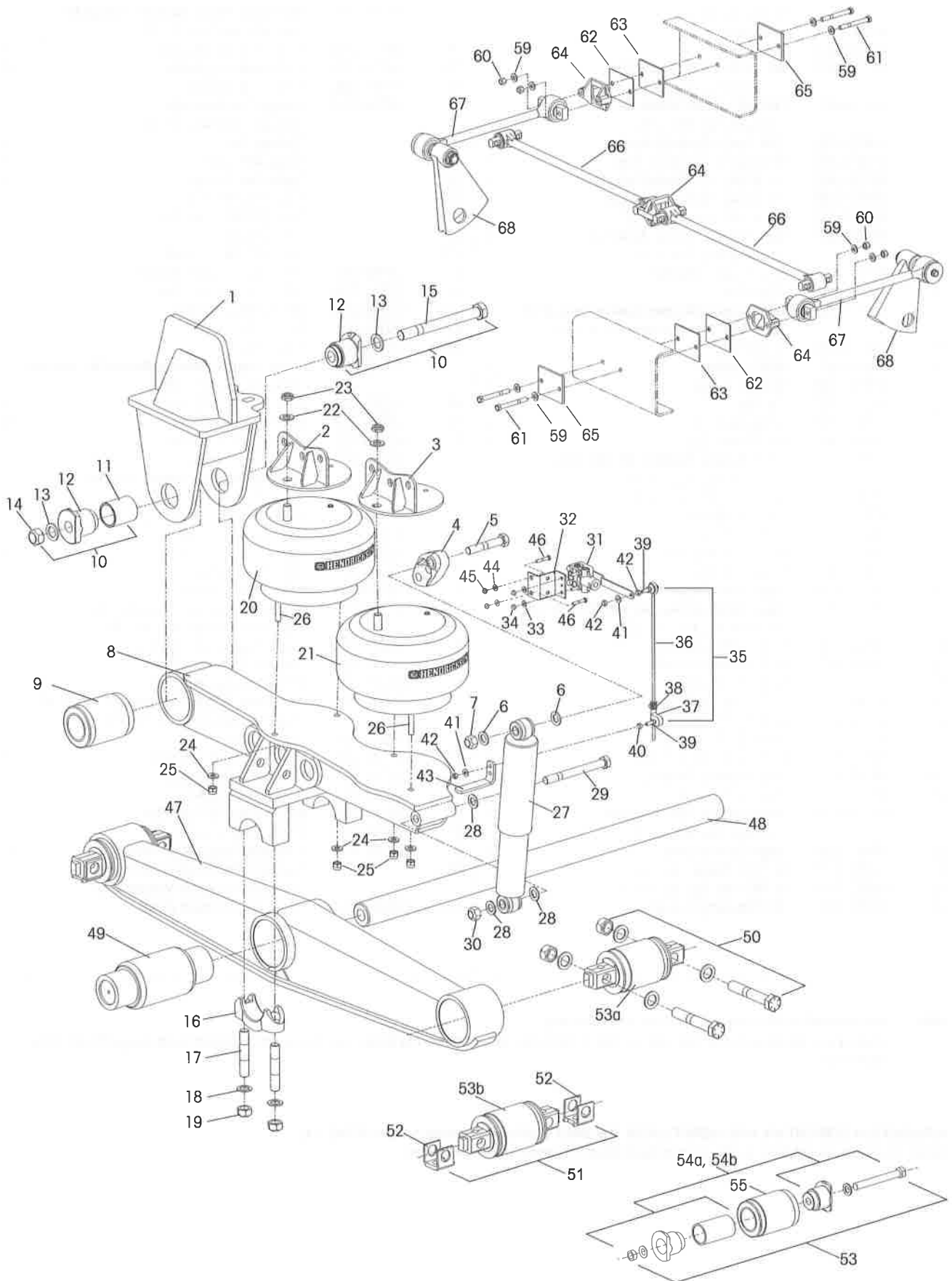


KEY NO.	PART NO.	DESCRIPTION	NO. REQ.	KEY NO.	PART NO.	DESCRIPTION	NO. REQ.
1		Spring Hanger			65121-001	HCV Upper Frame Fastener Service Kit, Includes Key Nos. 34-36	
	65081-001	Left Hand	1	34	58573-004	M10 x 1.5 30 mm Bolt	2
	65081-002	Right Hand	1	35	58246-008	M10 Hardened Washer	4
	65119-002	RH QUIK-ALIGN Service Kit, Includes Key Nos. 3-6		36	58581-000	M10 x 1.5 Locknut	2
	65119-001	LH QUIK-ALIGN Service Kit, Includes Key Nos. 2-6		58994-032	Linkage Rod Assembly, Includes Key Nos. 37-43		1
2	60662-000	QUIK-ALIGN Eccentric Base	1	37		*Linkage Rod	1
3	60661-000	QUIK-ALIGN Concentric Base	3	38		*Valve Arm Joint	1
4	58705-005	7/8"-9 UNC x 8" Coated Long Bolt	2	39		*Valve Arm Clamp	1
5	22962-034	7/8" Coated Hardened Washer	4	40		*5/16"-18 UNC Stud	2
6	60266-000	7/8"-9 UNC Coated Locknut	2	41		*5/16"-18 UNC Jam Nut	2
	65106-001	Main Support Member Assembly, Includes Key Nos. 7-11	2	42		*5/16" Washer	2
7	65106-000	Main Support Member	1	43		*5/16"-18 UNC Locknut	2
8		*Flex-Wrap	1	44	65090-000	HCV Lower Linkage Bracket	1
	34013-109	Main Support Member Bushing Service Kit, One Side, Includes Key Nos. 4-6, 9-11		45	65091-001	M6 x 1-6G 30 mm Bolt	2
9	59770-000	Isolator Pad	1	46	58246-016	M6 Hardened Washer	4
10	58648-000	MSM Bushing	1	47	65092-000	M6 x 1-6H Locknut	2
11	60392-000	Spring Eye Clip	1	48	57317-007	Cross Channel	1
12	65071-000	Top Pad	2	57499-003	Cross Channel Fastener Service Kit, Axle Set Includes Key Nos. 49-51		
13	56501-005P	Spring Seat - 4°	2	49	58258-001	M20 x 2.5-6G 80 mm Bolt	4
14	50216-000	Axle Bottom Cap	2	50	58246-007	M20 Hardened Washer	8
	58818-011	U-bolt Bracket Fastener Kit, One Side, Includes Key Nos. 15-18		51	58259-000	M20 x 2.5-6H Locknut	4
15	58184-001	M22 x 1.5 380 mm U-bolt	4	52	65086-002	Air Spring Assembly	2
16	48574-001	Spherical Washer	8	58820-005	Air Spring Fastener Service Kit, One Side, Includes Key Nos. 53-57		
17	58246-005	M22 Hardened Washer	8	53	58258-004	M20 x 2.5-6G 50 mm Bolt	4
18	58253-000	M22 x 1.5 High Nut	8	54	58246-007	M20 Hardened Washer	8
19	60670-013	Shock Absorber	2	55	58259-000	M20 x 2.5-6H Locknut	4
20	58516-002P	Upper Shock Bracket	2	56	58246-001	M12 Hardened Washer	2
	65118-002	Upper Shock Bracket Service Kit, One Side, Includes Key Nos. 21-25		57	65089-000	M12 x 1.25 Locknut	2
21	58244-002	M16 x 2 50 mm Bolt	4	58	62000-595	**Transverse Torque Rod Assembly 595 mm, Includes Key No. 59	1
22	58246-003	M16 Hardened Washer	8	59	47691-000H	Torque Rod Bar pin Bushing	1
23	58245-000	M16 x 2 Locknut	4	60	65137-000	Outer Reinforcement Plate	1
24	58246-001	M12 Hardened Washer	2	61	65095-000	Inner Reinforcement Plate	1
25	58248-000	M12 X 1.75 Locknut	2	58819-004	Transverse Torque Rod Fastener Service Kit, Axle Set, Includes Key Nos. 62-67		
26	65098-000	Lower Shock Bracket	2	62	49689-000	Shim (1.5 mm)	1
27	58258-005	M20 x 2.5 140 mm Bolt	2	63	58244-002	M16 x 2-6G 50 mm Bolt	4
28	58246-007	M20 Hardened Washer	4	64	58246-003	M16 Hardened Washer	16
29	58259-000	M20 x 2.5 Locknut	2	65	58245-000	M16 x 2-6H Locknut	8
	65115-000	Height Control Valve Assembly, Includes Key Nos. 30-33	1	66	58244-005	M16 x 2-6G 130 mm Bolt	2
30	60501-000	Height Control Valve	1	67	58244-009	M16 x 2-6G 110 mm Bolt	2
31	22962-028	1/4" HCV Washer (Not Shown)	2	68	22186-000	Transverse Torque Rod Frame Bracket	1
32	49983-000	1/4" HCV Hex Nut (Not Shown)	2	69		Transverse Torque Rod Axle Bracket Supplied by Vehicle Manufacturer	1
33	65097-000	HCV Mounting Bracket	1	Not Shown	60298-003	Torque Requirements Decal	

NOTE: * Item included in assembly only, part not sold separately.

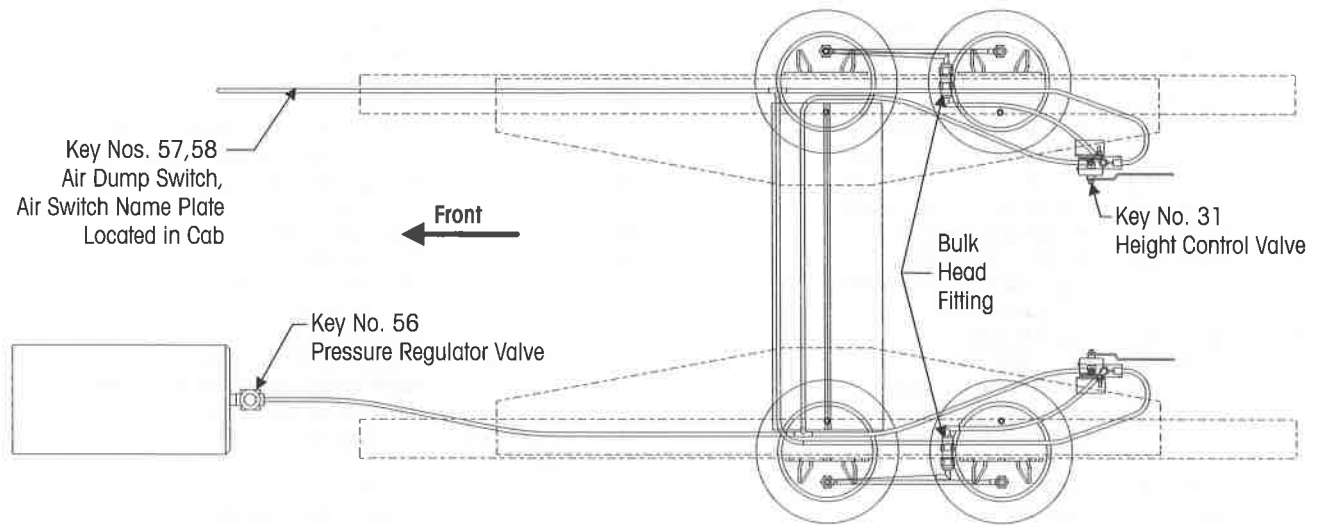
** Hendrickson two piece torque rods can be used to create the desired torque rod length, see Torque Rod Selection Guide (page 32) for more information.

HENDRICKSON COMFORT AIR RIDE HEIGHT GAUGE FOR HINO VEHICLES: Literature number 45745-242, Height Gauge can be obtained on-line at www.hendrickson-intl.com/literature/lifform.asp



KEY NO.	PART NO.	DESCRIPTION	NO. REQ.
1		LH Frame Hanger Assembly - Blank	1
	65461-001	33.19-34.19" Frame Width	
	65461-003	33.25-34.50" Frame Width	
	65461-005	34.50-34.81" Frame Width	
Not Shown		RH Frame Hanger Assembly - Blank	1
	65461-002	33.19-34.19" Frame Width	
	65461-004	33.25-34.50" Frame Width	
	65461-006	34.50-34.81" Frame Width	
2	65426-000	Air Spring Bracket Forward	2
3	65680-000	Air Spring Bracket Rear	2
	50754-013	Upper Shock Bracket Assembly, Includes Key Nos. 4-7	2
4	65000-001	Shock Bracket	2
5	50764-010	3/4"-10 UNC Bolt	2
6	22962-001	3/4" Hardened Flat Washer	4
7	49842-000	3/4"-10 UNC Locknut	2
8		LH Trailing Arm Assembly, Includes Key Nos. 9, 16-19	1
	65655-001	AR2 400 - 9.5"	
	65655-003	AR2 400 - 10.5"	
	65655-005	AR2 460 - 9.5"	
	65655-007	AR2 460 - 10.5"	
		RH Trailing Arm Assembly, Includes Key Nos. 9, 16-19	1
	65655-002	AR2 400 - 9.5"	
	65655-004	AR2 400 - 10.5"	
	65655-006	AR2 460 - 9.5"	
	65655-008	AR2 460 - 10.5"	
		Trailing Arm Bushing Kit, One Beam End, Includes Key Nos. 9-10	
	34013-111L	AR2 400	
	34013-112L	AR2 460	
9		Trailing Arm Bushing	2
	45900-000L	AR2 400	
	29878-001L	AR2 460	
10	21140-053L	AR2 Adapter Assembly, Includes Key Nos. 11-15	2
11	45289-003	Adapter Tube	1
12	45871-000	Beam End Adapter	2
13	22962-008	1 1/4" Washer	2
14	08017-000	1" Locknut	1
15	30550-005	1" Hex Bolt	1
16	58795-000	Saddle Cap	2
17	06696-000	7/8"-14 UNF Saddle Cap Stud	4
18	22962-002	7/8" Hardened Flat Washer	4
19	04842-000	7/8"-14 UNF Locknut	4
20	65455-002	Air Spring Assembly Forward	2
21	65652-002	Air Spring Assembly Rear	2
	49177-017	Air Spring Fastener Kit, Axle Set, Includes Key Nos. 22-26	
22	22962-001	3/4" Hardened Flat Washer	4
23	17700-031	3/4"-16 UNF Nylocknut	4
24	22962-011	1/2" Hardened Flat Washer	8
25	17700-010	1/2"-13 UNC Nylocknut	8
26	65454-000	1/2"-13 UNC 3.25" Stud	8
27	60665-012	Shock Absorber	2
	50754-018	Lower Shock Fastener Kit, Axle Set, Includes Key Nos. 28-30	
28	22962-001	3/4" Hardened Flat Washer	4
29	50764-013	3/4"-10 UNC 7.5" Bolt	2
30	49842-000	3/4"-10 UNC Locknut	2
	57977-000	Height Control Valve Assembly Includes Key Nos. 31-34	2

KEY NO.	PART NO.	DESCRIPTION	NO. REQ.
31		*Height Control Valve	1
32		*Mounting Bracket	1
33		*1/2" Washer	2
34		*1/2" Hex Nut	2
35	58994-	Height Control Valve Linkage Assembly, Specify Length, Includes Key Nos. 36-42	2
36		*Linkage Extension Rod, Specify Length	2
37		*Adj. Valve Arm Joint	2
38		*Valve Arm Clamp	4
39		*5/16"-18 UNC Stud	4
40		*5/16"-18 UNC Jam Nut	4
41		*5/16" Hardened Flat Washer	4
42		*5/16"-18 UNC Locknut	4
43	65427-000	HCV Linkage Mounting Bracket	2
	57430-004	Height Control Valve Fastener Kit, Axle Set, Includes Key Nos. 44-46	
44	22962-029	5/16" Hardened Flat Washer	4
45	59016-000	5/16"-18 UNC Locknut	4
46	64545-001	5/16"-18 UNC 1.0" Bolt	4
47		Equalizing Beam Assembly See Selection Guide 45745-147	2
48	44643-009	Cross Tube 44 7/8"	1
49		**Rubber Center Bushing	2
	49400-000L	AR2 400	
	49600-000L	AR2 400 w/Loose End Plug	
	29483-005L	AR2 460	
	34013-097	AR2 460 w/Loose End Plug	
		Bar Pin End Bushing Kit, One Wheel End	
50	34013-087L	Non-Shim Type, Includes Key No. 53a and Fasteners	
51	34013-088L	Shim Type, Includes Key No. 52, 53b and Fasteners	
52		Shim	8
	50130-000	.19/.19	
	50131-000	.25/.12	
53		End Bushing and Adapter Kit, One Wheel End	
	34013-049L	AR2 400, Includes Key Nos. 54a, 55	
	34013-073L	AR2 460, Includes Key Nos. 54b, 55	
		Bar Pin Bushing	4
53a	50150-000	Non-Shim Type	
53b	50160-000	Shim Type	
		End Bushing Adapter Kit, One Wheel End,	
54a	45000-007L	AR2 400	
54b	21140-034L	AR2 460	
55	45900-000L	End Bushing	4
56	65202-000	Pressure Regulator Valve (Page 160)	1
57	48914-000	Air Dump Switch (Page 160)	1
58	48940-000	Air Switch Name Plate (Page 160)	1
	42518-	***Transverse Rod Assembly Service Kit, Axle Set, Includes Key Nos. 59-68	
59	22962-004	5/8" Hardened Flat Washer	8
60	30585-000	5/8"-18 UNF Locknut	4
61	30587-001	5/8"-18 UNF-2A 5.5" Bolt	4
62	45045-001	Spacer Plate 1/8"	4
63	45045-002	Spacer Plate 1/4"	2
64	22186-000	Torque Rod Frame Bracket	2
65	45045-003	Backup Plate 3/8"	2
66	46681-001	****Two Piece Torque Rod -- Taper Spacer End	2
67	46610-001	****Two Piece Torque Rod -- Straddle Tube	2
68		****Transverse Rod Axle Bracket, See Lit. No. 59310-004 for proper axle bracket and Assembly Instructions	2



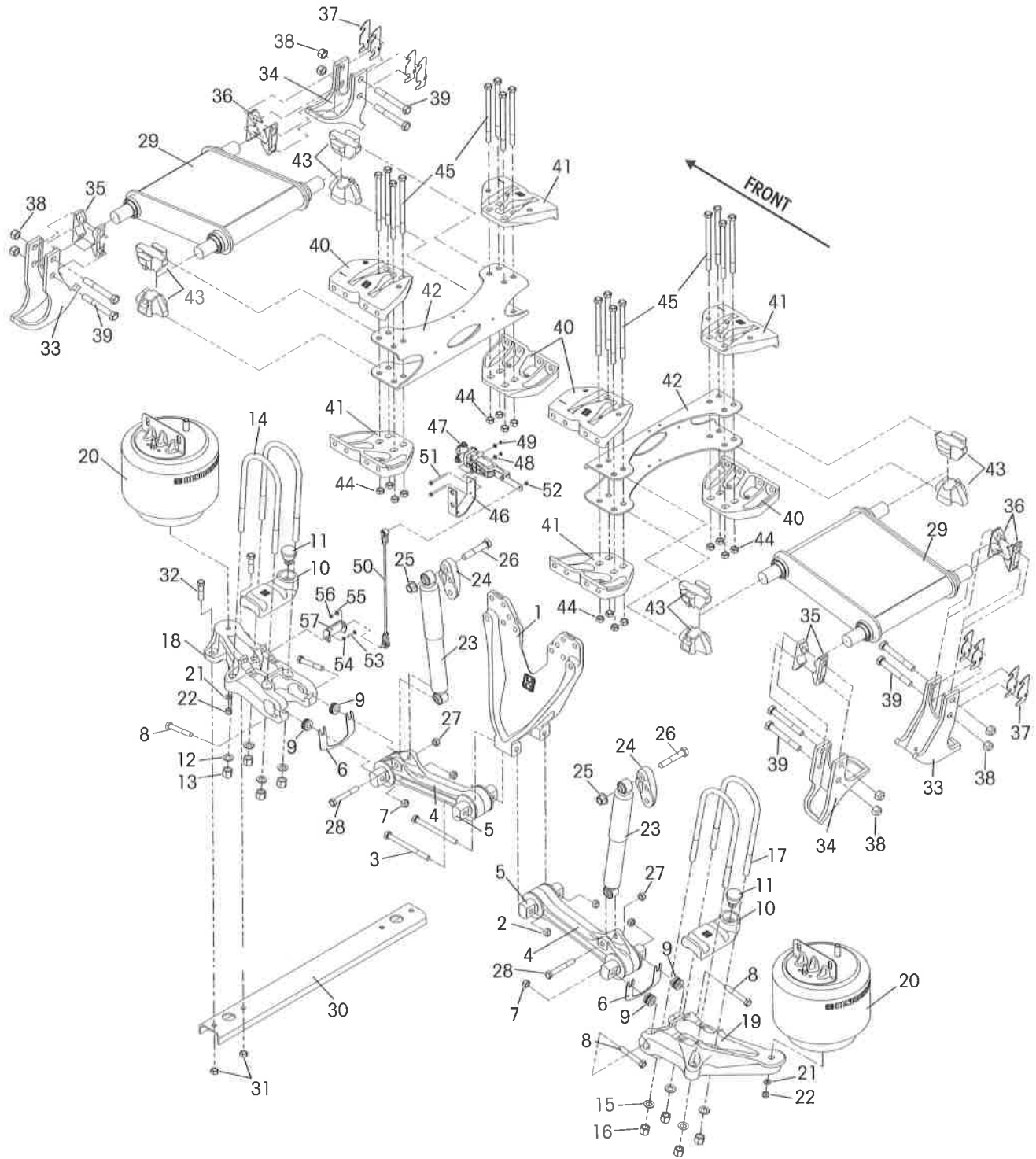
NOTE: * Item included in assembly only, part not sold separately.

** Hendrickson recommends the use of OTC installation tools for center bushing replacement.

*** Transverse Rods (Key Nos. 66-67) are mandatory with the AR2 Suspension regardless of axle spacing and require rubber center bushings. See literature no. 59310-004 for mandatory use of transverse rods.

**** Hendrickson's part number is stamped on the rod for identification. Be sure to include suffix number when ordering, this number indicates rod length. Hendrickson's two-piece ULTRA ROD® PLUS™ rods can be used to create the desired length. See Selection Guide 45745-148.

***** Brackets for drive axles are supplied by the axle manufacturer.



KEY NO.	PART NO.	DESCRIPTION	NO. REQ.
1	65700-000	Frame Hanger	2
2		*5/8"-18 UNF Frame Hanger Flange Locknut	4
3		*5/8"-18 UNF 7.5" Frame Hanger Hex Bolt	4
4	64768-398	Torque Rod Assembly, Includes Key No. 5	4
5	64664-000L	**Torque Rod Bushing	8
6		Torque Rod Shims	As Req'd.
	65640-001	0.030"	
	65640-002	0.060"	
	65640-003	0.120"	
7		*5/8"-18 UNF Torque Rod Flange Locknut	8
8		*5/8"-18 UNF Torque Rod Hex Bolt (See matrix for length)	8
9	66193-00X	Pinion Spacer (See matrix)	4
10	65708-000	Top Pad Assembly, Includes Key No. 11	4
11	64080-000	Axle Stop	4
	48718-115	U-bolt Fastener Kit Front, Includes Key Nos. 12-14	
12	22962-001	3/4" Hardened Flat Washer	8
13	49685-000	3/4"-16 UNF U-bolt Locknut	8
14	64102-001	3/4"-16 UNF 13.5" U-bolt	4
	48718-116	U-bolt Fastener Kit Rear, Includes Key Nos. 15-17	
15	22962-001	3/4" Hardened Flat Washer	8
16	49685-000	3/4"-16 UNF U-bolt Locknut	8
17	64102-002	3/4"-16 UNF 14.0" U-bolt	4
18		Lower Air Spring Bracket Front (See matrix)	2
	65638-001	LH-2°-5° Pinion Angle	
	65638-002	RH-2°-5° Pinion Angle	
19		Lower Air Spring Bracket Rear (See matrix)	2
	64764-001	LHR-11°-13° Pinion Angle	
	65698-001	LHR-8°-10° Pinion Angle	
	64764-002	RHR-11°-13° Pinion Angle	
	65698-002	RHR-8°-10° Pinion Angle	
20	60977-002L	Air Spring Assembly	4
	49177-006	Air Spring Fastener Kit, One Side, Includes Key Nos. 21-22	
21	22962-014	1/2" Hardened Flat Washer	4
22	17700-010	1/2"-13 UNC Nylon Locknut	2
23	60657-006	Shock Absorber	4

KEY NO.	PART NO.	DESCRIPTION	NO. REQ.
24	65000-002	Shock Absorber Frame Bracket	4
	50754-022	Upper Shock Mount Fastener Kit, One Side, Includes Key Nos. 25-26	
25	66137-000	3/4"-10 UNC Flange Locknut	1
26	50764-010	3/4"-10 UNC 4.25" Hex Bolt	1
27		*5/8"-18 UNF Lower Shock Mount Flange Locknut	4
28		*5/8"-18 UNF 4.5" Lower Shock Mount Hex Bolt	4
29	64785-001	Torque Box Assembly	2
30	65890-001	Cross Bar	1
31		*5/8"-18 UNF Cross Bar Flange Locknut	4
32		*5/8"-18 UNF 2.5" Cross Bar Flange Hex Bolt	4
33		*Tall Axle Bracket	2
34		*Short Axle Bracket	2
35	66174-000	Axle Bracket Bar Pin Clamp, Non-Adjustable	4
36	66274-000	Axle Bracket Bar Pin Clamp, Adjustable	4
37	65737-001	Axle Bracket Shims (3/32")	8
38		*3/4"-16 UNF Axle Bracket Flange Locknut	8
39		*3/4"-16 UNF 5.5" Axle Bracket Hex Bolt	8
		Cross Member Gusset	
40	65705-001	LH Top, RH Bottom	4
41	65705-002	LH Bottom, RH Top	4
42	64970-000	Cross Member C-Channel	2
43	65144-000	Cross Member Bar Pin Clamp	8
44		*5/8"-18 UNF Cross Member Flange Locknut	16
45		*5/8"-18 UNF 8.75" Cross Member Hex Bolt	16
46		*Height Control Valve Bracket	1
47		*Height Control Valve	1
48		*M6 Washer	2
49		*M6 Locknut	2
50		*Linkage Assembly	1
51		*M6 x 70 mm Bolt	2
52		*1/4"-20 UNC Nut	1
53		*M6 x 25 mm Bolt	1
54		*M6 Washer	1
55		*1/4" Washer	1
56		*1/4"-20 UNC Nut	1
57		*Lower HCV Linkage Mounting Bracket	1

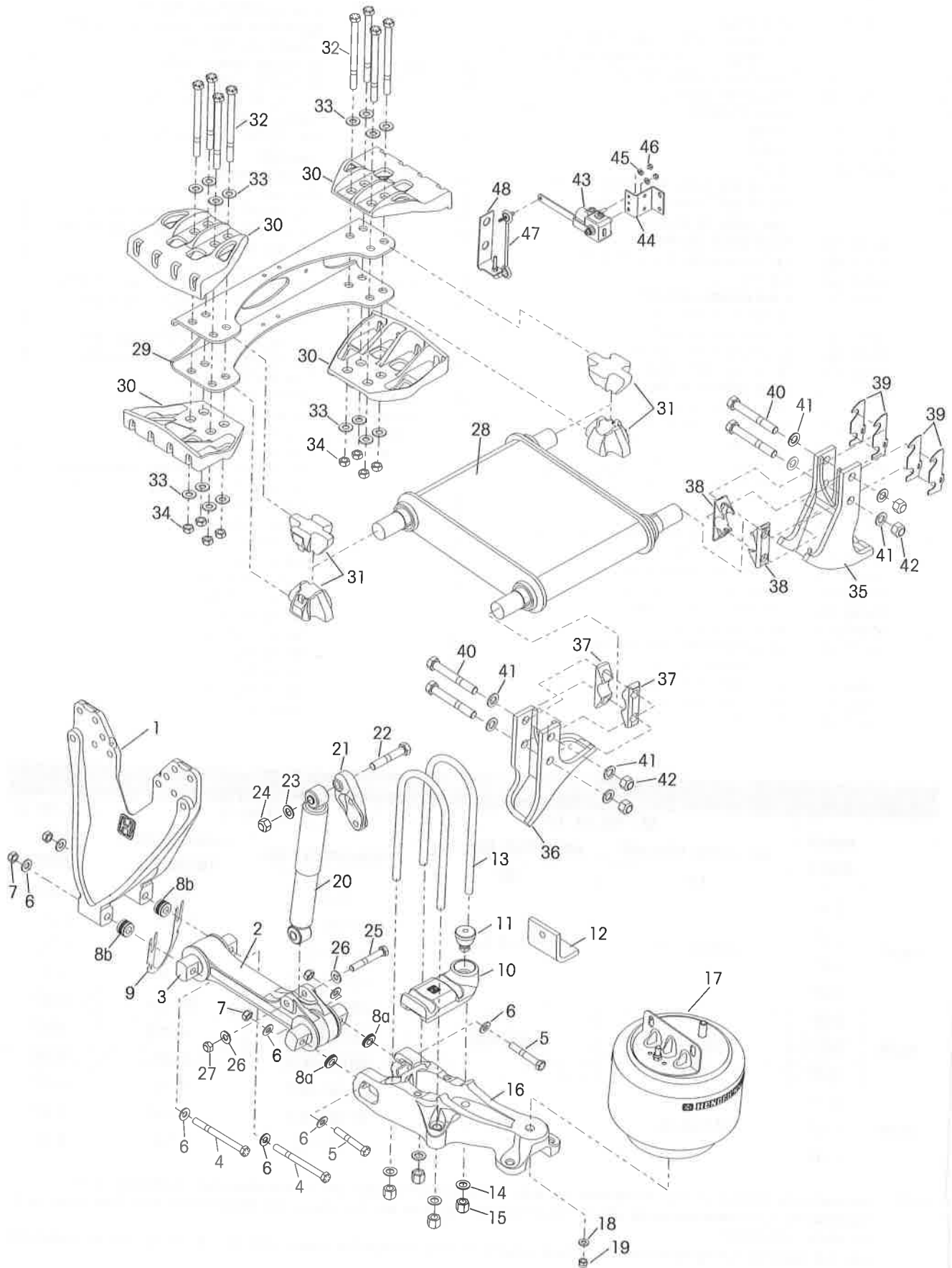
HTB 400LT PINION ANGLE MATRIX

	PINION ANGLE	KEY NO. 18, 19		KEY NO. 9		KEY NO. 8
		AIR SPRING BRACKET	AIR SPRING BRACKET	PINION SPACER NO.	PINION SPACER THICKNESS	BOLT LENGTH
		LH	RH			
FRONT	2.0°	65638-001	65638-002	None	None	4.00"
	3.0°			66193-001	8 mm	4.25"
	4.0°			66193-002	16 mm	4.50"
	5.0°			66193-003	24 mm	5.00"
REAR	8.0°	65698-001	65698-002	66193-003	24 mm	5.00"
	9.0°			66193-002	16 mm	4.50"
	10.0°			66193-001	8 mm	4.25"
REAR	11.0°	64764-001	64764-002	66193-003	24 mm	5.00"
	12.0°			66193-002	16 mm	4.50"
	13.0°			66193-001	8 mm	4.25"

NOTE: * Not supplied by Hendrickson, used for reference only. Refer to OEM (vehicle manufacturer) for more information. Hendrickson is not responsible for components supplied by vehicle manufacturer. For assistance with maintenance and rebuild instructions on these components see vehicle manufacturer.

** Easy HTB torque rod bushing replacement can be done using the Hendrickson Torque Rod Bushing Assembly Tool (Funnel), Part No. 66086-000.

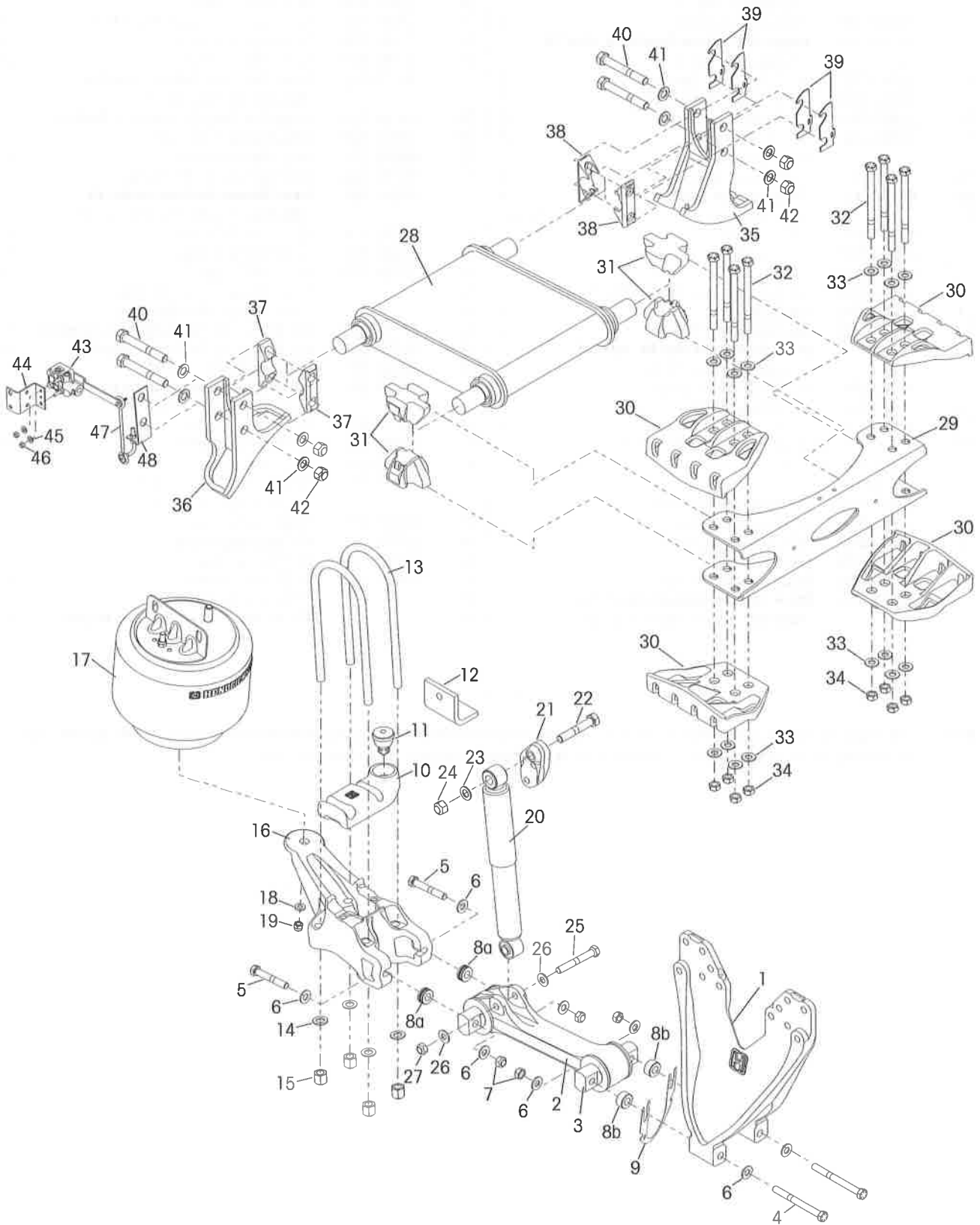
Mid-Engine – 2° Pinion Angle



KEY NO.	PART NO.	DESCRIPTION	NO. REQ.	KEY NO.	PART NO.	DESCRIPTION	NO. REQ.
1	65700-000	Frame Hanger	2	22	50764-010	3/4"-10 UNC 4.25" Upper Shock Bolt	2
2	66797-003	Torque Rod Assembly - 15.67", Includes Key No. 3	2	23	22962-001	3/4" Hardened Washer	2
3	64664-000L	*Torque Rod Bushing	2	24	49842-000	3/4"-10 UNC Locknut	2
	49176-018	Torque Rod Fastener Service Kit, Axle Set, Includes Key Nos. 4-7	2	25	32043-005	5/8"-11 UNC 4.5" Lower Shock Bolt	2
4	32043-007	5/8"-11 UNC 7.0" Hex Bolt	4	26	22962-004	5/8" Hardened Washer	4
5	32043-008	5/8"-11 UNC 4.0" Hex Bolt	4	27	47764-000	5/8"-11 UNC Locknut	2
6	22962-004	5/8" Hardened Washer	16		66175-002	Torque Box Cross Member Assembly, Includes Key Nos. 28-34	1
7	47764-000	5/8"-11 UNC Locknut	8	28	64785-004	Torque Box Assembly w/Bar Pin Bushing	1
		Pinion Spacer		29	64970-000	Cross Member C-Channel	1
8a	66193-001	Air Spring Bracket - 8mm	4	30	66698-000	Cross Member Gusset	4
8b	66193-003	Frame Hanger - 24mm	4	31	65144-000	Cross Member Bar Pin Clamp	4
9		Torque Rod Shim	As Req.		66025-002	Cross Member Fastener Service Kit, One Side, Includes Key Nos. 32-34	
	66299-001	1/32" (0.030")		32	32043-016	5/8"-11 UNC 8.0" Bolt	8
	66299-002	1/16" (0.060")		33	22962-004	5/8" Hardened Washer	16
	66299-003	1/8" (0.120")		34	47764-000	5/8"-11 UNC Locknut	8
10	65708-000	Top Pad Assembly, Includes Key No. 11	2	35		**Axle Bracket (Long Arm Side)	1
11	64080-000	Axle Stop	1	36		**Axle Bracket (Short Arm Side)	1
12	66675-000	Axle Stop Spacer Plate	2	37	66174-000	Axle Bracket Bar Pin Clamp, Non-Adjustable	2
	48718-115	U-bolt Fastener Service Kit, Axle Set, Includes Key Nos. 13-15	2	38	66274-000	Axle Bracket Bar Pin Clamp, Adjustable	2
13	64102-001	3/4"-16 UNF 13.5" U-bolt	4	39	65737-001	Axle Bracket Shim - 0.093"	4
14	22962-001	3/4" Hardened Washer	8		66027-001	Axle Bracket Fastener Service Kit, One Side, Includes Key Nos. 40-42	
15	49685-000	3/4"-16 UNF U-bolt Locknut	8	40	50764-002	3/4"-10 UNC 5.5" Bolt	4
16		Lower Air Spring Bracket 2°-6°		41	22962-001	3/4" Hardened Washer	8
	65638-002	LH	1	42	49842-000	3/4"-10 UNC Locknut	4
	65638-001	RH	1		57977-000	Height Control Valve Assembly, Includes Key Nos. 43-46	1
17	60977-002L	Air Spring Assembly (FS)	2	43	60501-000	Height Control Valve	1
18	22962-014	1/2" Hardened Washer	2	44	57975-000	HCV Mounting Bracket	1
19	17700-010	1/2"-13 UNC Nylocknut	2	45	22962-028	1/4" Hardened Washer	2
20	66153-005L	Shock Absorber	2	46	49983-000	1/4"-20 UNC Locknut	2
21	65000-005	Shock Absorber Bracket	2	47		**HCV Linkage Assembly	1
	50754-024	Shock Absorber Fastener Service Kit, Axle Set, Includes Key Nos. 22-27		48		**Lower HCV Linkage Mounting Bracket	1

NOTE: * HTB torque rod bushing replacement can be done using the Hendrickson Torque Rod Bushing Assembly Tool (Funnel) Part No. 66086-000.
** Not Supplied by Hendrickson, used for reference only. Refer to vehicle manufacturer for more information.

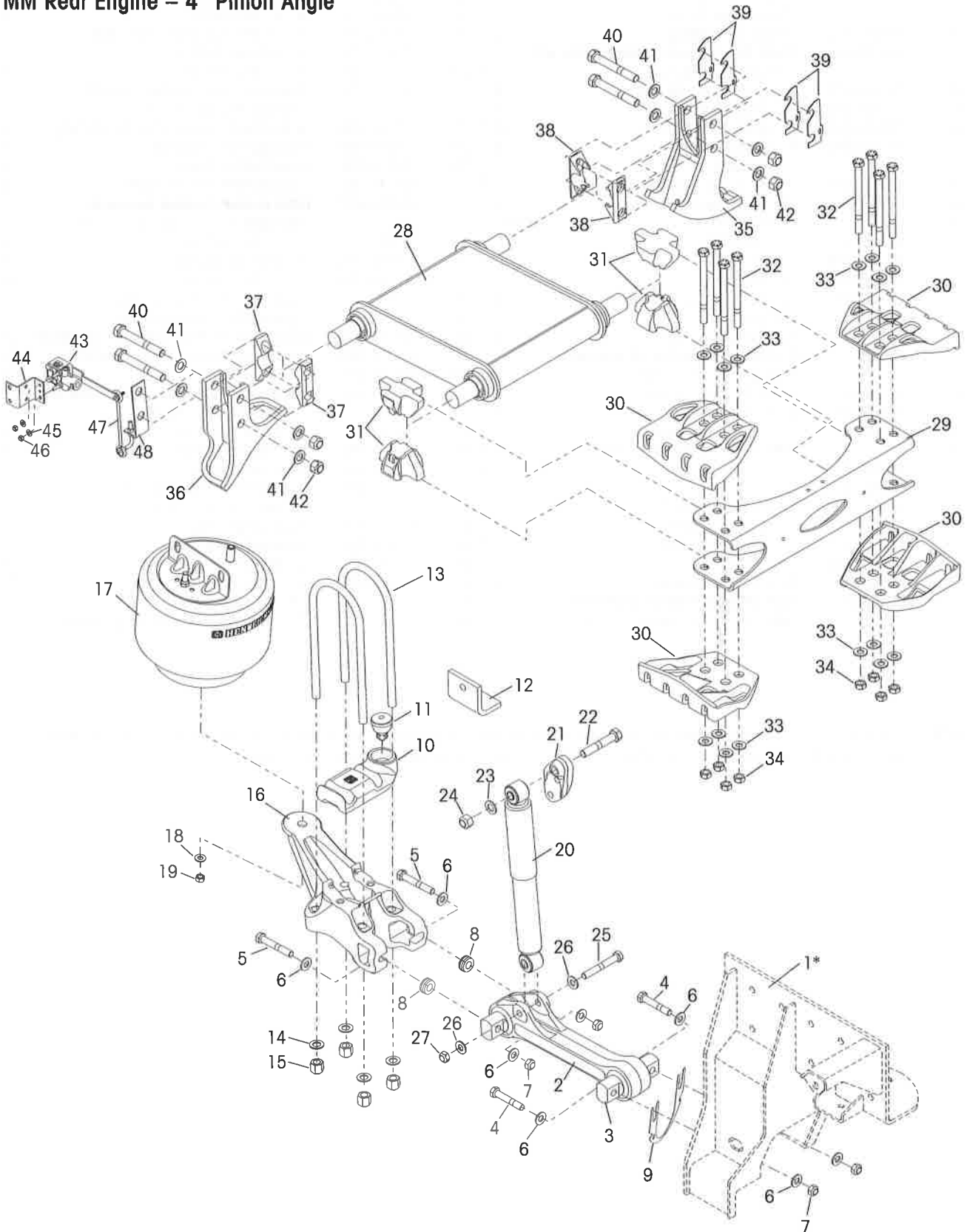
Rear-Engine – 4° Pinion Angle



KEY NO.	PART NO.	DESCRIPTION	NO. REQ.	KEY NO.	PART NO.	DESCRIPTION	NO. REQ.
1	65700-000	Frame Hanger	2	22	50764-010	3/4"-10 UNC 4.25" Upper Shock Bolt	2
2	66797-002	Torque Rod Assembly - 15.67", Includes Key No. 3	2	23	22962-001	3/4" Hardened Washer	2
3	64664-000L 49176-018	*Torque Rod Bushing Torque Rod Fastener Service Kit, Axle Set, Includes Key Nos. 4-7	2	24	49842-000	3/4"-10 UNC Locknut	2
4	32043-007	5/8"-11 UNC 7.0" Hex Bolt	4	25	32043-005	5/8"-11 UNC 4.5" Lower Shock Bolt	2
5	32043-008	5/8"-11 UNC 4.0" Hex Bolt	4	26	22962-004	5/8" Hardened Washer	4
6	22962-004	5/8" Hardened Washer	16	27	47764-000	5/8"-11 UNC Locknut	2
7	47764-000	5/8"-11 UNC Locknut	8		66175-002	Torque Box Cross Member Assembly, Includes Key Nos. 28-34	1
		Pinion Spacer		28	64785-004	Torque Box Assembly w/Bar Pin Bushing	1
8a	66193-002	Frame Hanger - 16mm	4	29	64970-000	Cross Member C-Channel	1
8b	66193-004	Air Spring Bracket - 19.3mm	4	30	66698-000	Cross Member Gusset	4
9		Torque Rod Shim	As Req.	31	65144-000	Cross Member Bar Pin Clamp	4
	66299-001	1/32" (0.030")			66025-002	Cross Member Fastener Service Kit, One Side, Includes Key Nos. 32-34	
	66299-002	1/16" (0.060")		32	32043-016	5/8"-11 UNC 8.0" Bolt	8
	66299-003	1/8" (0.120")		33	22962-004	5/8" Hardened Washer	16
10	65708-000	Top Pad Assembly, Includes Key No. 11	2	34	47764-000	5/8"-11 UNC Locknut	8
11	64080-000	Axle Stop	1	35		**Axle Bracket (Long Arm Side)	1
12	66675-000	Axle Stop Spacer Plate	2	36		**Axle Bracket (Short Arm Side)	1
	48718-116	U-bolt Fastener Service Kit, Axle Set, Includes Key Nos. 13-15		37	66174-000	Axle Bracket Bar Pin Clamp, Non-Adjustable	2
13	64102-002	3/4"-16 UNF 14.0" U-bolt	4	38	66274-000	Axle Bracket Bar Pin Clamp, Adjustable	2
14	22962-001	3/4" Hardened Washer	8	39	65737-001	Axle Bracket Shim - 0.093"	4
15	49685-000	3/4"-16 UNF U-bolt Locknut	8		66027-001	Axle Bracket Fastener Service Kit, One Side, Includes Key Nos. 40-42	
16		Lower Air Spring Bracket 8°-10°		40	50764-002	3/4"-10 UNC 5.5" Bolt	4
	65698-001	RH	1	41	22962-001	3/4" Hardened Washer	8
	65698-002	LH	1	42	49842-000	3/4"-10 UNC Locknut	4
17	60977-002L	Air Spring Assembly (FS)	2		57977-000	Height Control Valve Assembly, Includes Key Nos. 43-46	1
18	22962-014	1/2" Hardened Washer	2	43	60501-000	Height Control Valve	1
19	17700-010	1/2"-13 UNC Nylocknut	2	44	57975-000	HCV Mounting Bracket	1
20	66153-005L	Shock Absorber	2	45	22962-028	1/4" Hardened Washer	2
21	65000-005	Shock Absorber Bracket	2	46	49983-000	1/4"-20 UNC Locknut	2
	50754-024	Shock Absorber Fastener Service Kit, Axle Set, Includes Key Nos. 22-27		47		**HCV Linkage Assembly	1
				48		**Lower HCV Linkage Mounting Bracket	1

NOTE: * HTB torque rod bushing replacement can be done using the Hendrickson Torque Rod Bushing Assembly Tool (Funnel) Part No. 66086-000.
** Not Supplied by Hendrickson, used for reference only. Refer to vehicle manufacturer for more information.

Drive Tag
 K2 Rear Engine – 2° Pinion Angle
 MM Rear Engine – 4° Pinion Angle



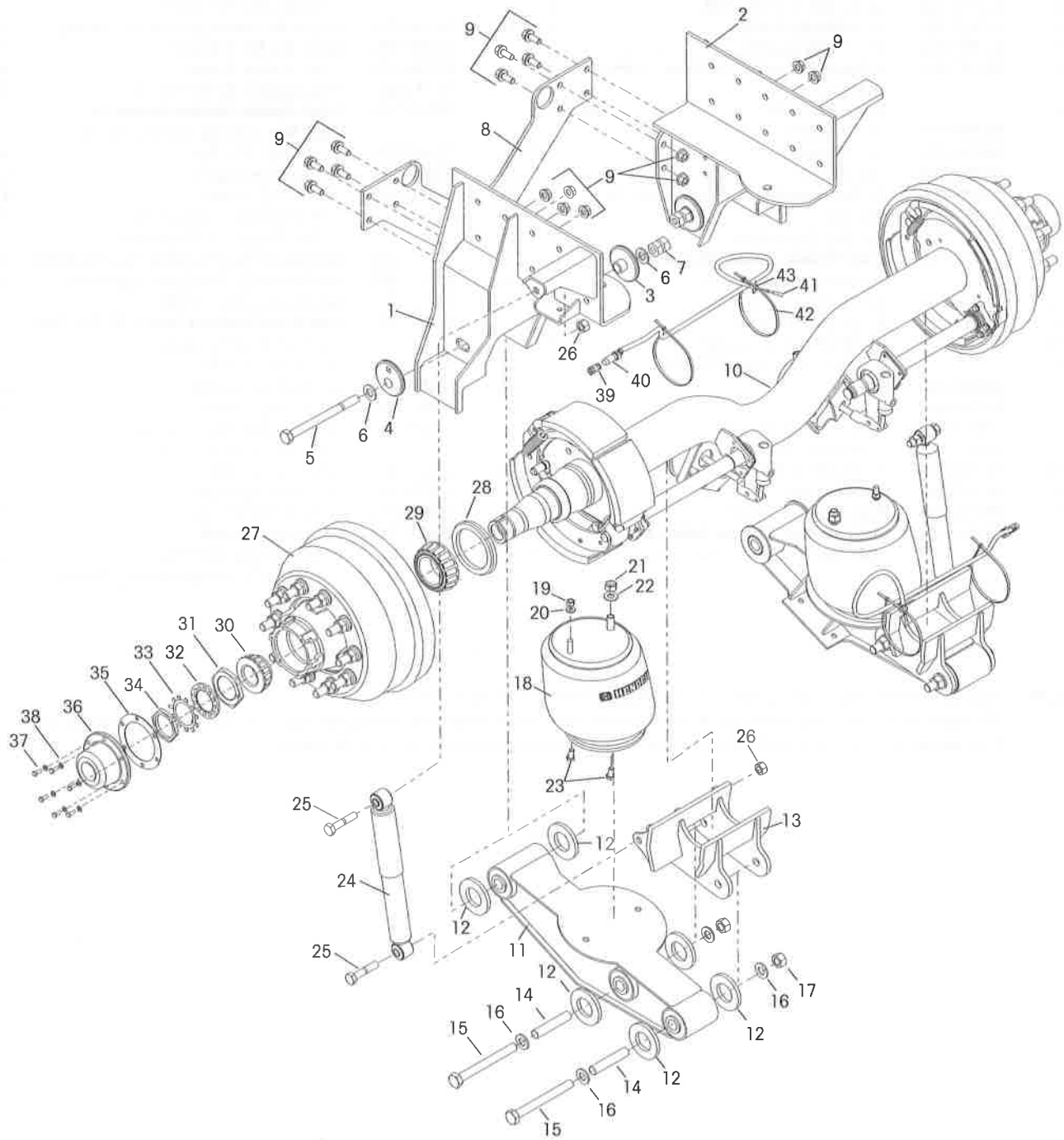
KEY NO.	PART NO.	DESCRIPTION	NO. REQ.	KEY NO.	PART NO.	DESCRIPTION	NO. REQ.
1		*Frame Hanger	2	22	50764-010	¾"-10 UNC 4.25" Upper Shock Bolt	2
2	66797-001	Torque Rod Assembly - 15.67", Includes Key No. 3	2	23	22962-001	¾" Hardened Washer	2
3	64664-000L	**Torque Rod Bushing	2	24	49842-000	¾"-10 UNC Locknut	2
	49176-029	Torque Rod Fastener Service Kit, Axle Set, Includes Key Nos. 4-7		25	32043-005	⅝"-11 UNC 4.5" Lower Shock Bolt	2
4	32043-009	⅝"-11 UNC 3.5" Hex Bolt	4	26	22962-004	⅝" Hardened Washer	4
5	32043-008	⅝"-11 UNC 4.0" Hex Bolt	4	27	47764-000	⅝"-11 UNC Locknut	2
6	22962-004	⅝" Hardened Washer	16		66175-002	Torque Box Cross Member Assembly, Includes Key Nos. 28-34	1
7	47764-000	⅝"-11 UNC Locknut	8	28	64785-004	Torque Box Assembly w/Bar Pin Bushing	1
8	66193-002	Air Spring Bracket Pinion Spacer - 16mm, K2 Only	4	29	64970-000	Cross Member C-Channel	1
9		Torque Rod Shim	As Req.	30	66698-000	Cross Member Gusset	4
	66299-001	⅜" (0.030")		31	65144-000	Cross Member Bar Pin Clamp	4
	66299-002	⅜" (0.060")			66025-002	Cross Member Fastener Service Kit, One Side, Includes Key Nos. 32-34	
	66299-003	⅜" (0.120")		32	32043-016	⅝"-11 UNC 8.0" Bolt	8
10	65708-000	Top Pad Assembly, Includes Key No. 11	2	33	22962-004	⅝" Hardened Washer	16
11	64080-000	Axle Stop	1	34	47764-000	⅝"-11 UNC Locknut	8
12	66675-000	Axle Stop Spacer Plate	2	35		***Axle Bracket (Long Arm Side)	1
	48718-116	U-bolt Fastener Service Kit, Axle Set, Includes Key Nos. 13-15		36		***Axle Bracket (Short Arm Side)	1
13	64102-002	¾"-16 UNF 14.0" U-bolt	4	37	66174-000	Axle Bracket Bar Pin Clamp, Non-Adjustable	2
14	22962-001	¾" Hardened Washer	8	38	66274-000	Axle Bracket Bar Pin Clamp, Adjustable	2
15	49685-000	¾"-16 UNF U-bolt Locknut	8	39	65737-001	Axle Bracket Shim - 0.093"	4
16		Lower Air Spring Bracket 8°-10°			66027-001	Axle Bracket Fastener Service Kit, One Side, Includes Key Nos. 40-42	
	65698-001	RH	1	40	50764-002	¾"-10 UNC 5.5" Bolt	4
	65698-002	LH	1	41	22962-001	¾" Hardened Washer	8
17	60977-002L	Air Spring Assembly (FS)	2	42	49842-000	¾"-10 UNC Locknut	4
18	22962-014	½" Hardened Washer	2		57977-000	Height Control Valve Assembly, Includes Key Nos. 43-46	1
19	17700-010	½"-13 UNC Nylocknut	2	43	60501-000	Height Control Valve	1
20	66153-005L	Shock Absorber	2	44	57975-000	HCV Mounting Bracket	1
21	65000-005	Shock Absorber Bracket	2	45	22962-028	¼" Hardened Washer	2
	50754-024	Shock Absorber Fastener Service Kit, Axle Set, Includes Key Nos. 22-27		46	49983-000	¼"-20 UNC Locknut	2
				47		***HCV Linkage Assembly	1
				48		***Lower HCV Linkage Mounting Bracket	1

NOTE: * Supplied by Hendrickson Auxiliary Axle Systems. See page 170 for Auxiliary Axle Parts List.

** HTB torque rod bushing replacement can be done using the Hendrickson Torque Rod Bushing Assembly Tool (Funnel) Part No. 66086-000.

*** Not Supplied by Hendrickson, used for reference only. Refer to vehicle manufacturer for more information.

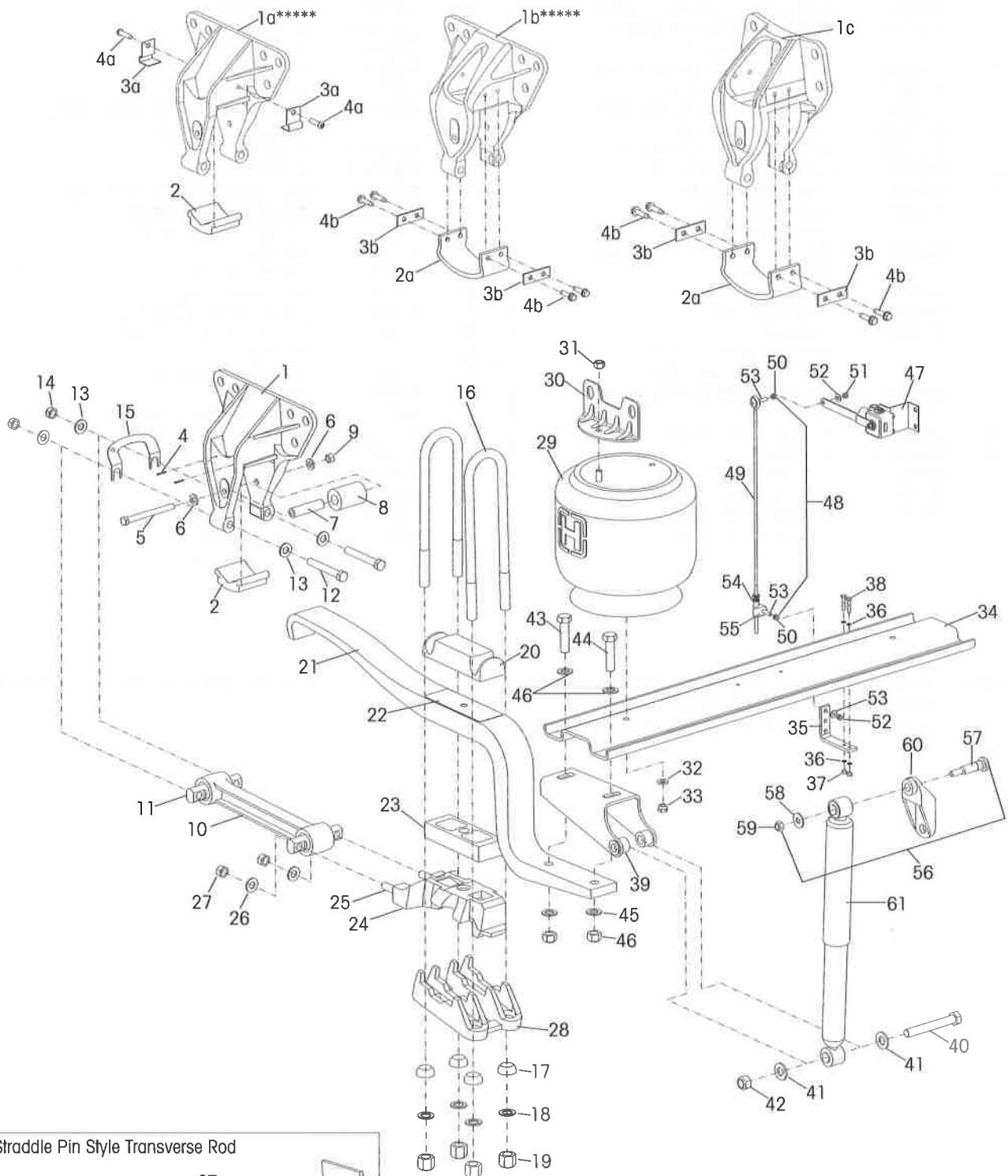
The components illustrated on this page are supplied by Hendrickson Auxiliary Axle Systems. For information regarding component replacement or technical service call **1-800-660-2829**.



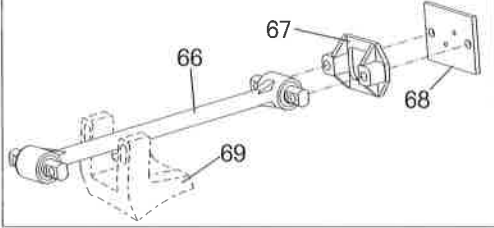
KEY NO.	PART NO.	DESCRIPTION	NO. REQ.	KEY NO.	PART NO.	DESCRIPTION	NO. REQ.
1	006974-1	Hanger Bracket Assembly (Driver's Side)	1	19	006908-1	1/2"-13 UNC Hex Nut	1
2	006974-2	Hanger Bracket Assembly (Passenger's Side)	1	20	006909-2	1/2" Lockwasher	1
	A-21116	Front Pivot Bolt Kit, Quik-Align®. Includes Key Nos. 3-7	2	21	006908-4	3/4"-16 UNF Hex Nut	1
3	C-20924	Flanged Concentric Inboard Washer	1	22	006909-3	3/4" Lockwasher	1
4	C-20925	Flanged Eccentric Washer	1	23	006907-1	1/2"-13 UNC 1.0" Hex Bolt	2
5	002548-1	7/8"-9 UNC 10.0" Heavy Hex Screw	1	24	006797	Shock Absorber	2
6	A-21024	Hardened Steel Washer	2		006921	Shock Absorber Bolt Kit (DTSM) (Zinc), Includes Key Nos. 25-26	2
7	A-15122	Quik-Align Torq-Rite® Service Nut	1	25	006907-3	3/4"-10 UNC 3.5" HHB	2
8	006993	Cross Member, 34.25" F.W.	1	26	006908-3	3/4"-10 UNC Hex Nut	2
9	006912	Cross Member Bolt Kit	1	27	003053	Hub / Drum ST20/22/UH/OUT/10/ABS	2
	006723	Axle Beam Assembly, Includes Key Nos. 10-13	1		006914	Wheel End Components Kit, Includes Key Nos. 28-38	1
10	006742	Axle - 6.0" Drop, 6.5" x 6.0" Brakes Beam Assembly	1	28	A-11571	Hub Seal	2
11	006927-1	Driver's Side	1	29	A-2717	Inner Bearing Cone	2
	006927-2	Passenger's Side	1	30	A-2718	Outer Bearing Cone	2
12	B-14495	Wear Pad	12	31	A-1985	Inner Wheel Bearing Adj. Nut	1
13		*Axle Seat Weldment (DTSM)	1	32	A-1987	Axle Lockwasher - Pin Type	1
		*Axle Seat Weldment (DTSM)	1	33	002653	Star Washer	1
	006932	Axle Seat Bolt Kit, Includes Key Nos. 14-17	2	34	A-1986	Outer Wheel Bearing Nut	1
14	002520	Plastic Liner	2	35	A-1973	Hubcap Gasket	2
15	006907-4	7/8"-9 UNC Heavy Hex Bolt	2	36	003520	Hubcap Assembly w/Pipe Plug & Cap Plug	2
16	006909-4	7/8" Washer	4	37	SA-1100-4	5/16"-18 UNC Hex Head Bolt	12
17	006908-5	7/8"-9 UNC Hex Nut	2	38	SA-1600-7	5/16" Lockwasher	12
18	006994	Air Spring (Ride)	2	39	006924	ABS Sensor Clip	2
	006913	Air Spring Bolt Kit (Zinc), Includes Key Nos. 19-23	2	40	006910	ABS Sensor	2
				41	006929	ABS Conduit Sleeve	2
				42	006897	Cable Tie, Heavy Duty	4
				43	006969	Cable Tie, Light Duty	2

NOTE: The components listed on this page are supplied by Hendrickson Auxiliary Axle Systems. For information regarding component replacement or technical service call **1-800-660-2829**.

* Axle seat brackets are welded to axle tube. Part not serviceable.



Straddle Pin Style Transverse Rod



KEY NO.	PART NO.	DESCRIPTION	NO. REQ.
1	58425-001	Front Frame Hanger Assembly, Includes Key Nos. 2-4 HAS 400/402/460 Standard Frame Casting No. 57188-000, <i>Replaces 57190-001(1a) and 50752-001(1b)</i>	4
1b	58688-001	HAS 400/402/460 Rein. Frame, Casting No. 57476-000, <i>Replaces 57478-001(1a)</i>	
1c	50753-001	HAS 360, Casting No. 49848-000 or 56666-000	
Not Shown	59045-003	HAS 400/402/460, Standard Frame, Casting No. 59043-000	
		Slipper Pad Service Kit, One Hanger, Includes Key Nos. 2-4	
	56557-002	For Hangers 50753-001	
	56557-004	For Hangers 57190-001	
	56557-005	For Hangers 58425-001, 58688-001, 59045-003	
2	56929-000	Slipper Pad For Hangers 58425-001, 58688-001, 59045-003	4
2a	50612-000	For Hangers 50753-001(1b), 50752-001(1c)	
3a	57566-000	Retainer Clip	8
3b	50597-000	Retainer Plate, For Hangers 50753-001(1c)	8
4	58287-001	Retainer Lock Pin or Screw 1" Lock Pin - 1/8" Dia.	8
4a	57540-000	3/8" Button Head Screw	
4b	57306-000	3/8" Rolok Screw	
	49175-013	Rebound Roller Kit, Axle Set, Includes Key Nos. 5-9	
5	24531-015	1/2"-13 UNC Rebound Bolt	4
6	22962-014	1/2" Flat Hardened Washer	8
7	57988-000	Rebound Bolt Spacer, <i>Replaces 47458-000</i>	4
8	57989-000	Rebound Roller, <i>Replaces 48883-000</i>	4
8a	59598-000	HAS 460 (For Severe Service only)	
9	49846-000	1/2"-13 UNC Locknut	4
10		Torque Rod Assembly - Shim Type Adjustable 14 3/8", Includes Key No. 11	4
	48411-006	HAS 360/400/402	
	62007-365	HAS 460, <i>Replaces 50376-001 Torque Rod and 57256-000 Bushing</i>	
11	47691-000L	Torque Rod Bushing	8
12	32043-005	5/8"-11 UNC 4.5" Bolt	8
13	22962-004	5/8" Flat Hardened Washer	16
14	47764-000	5/8"-11 UNC Locknut	8
15		Torque Rod Shim	As Req.
	49689-000	1/16"	
	57856-000	1/32"	
	48718-050	U-bolt Fastener Kit, Axle Set, Includes Key Nos. 16-19	
16	47417-	7/8"-14 UNF U-bolt, Specify Length	8
17	48574-000	7/8" Spherical Washer	16
18	22962-002	7/8" Flat Hardened Washer	16
19		U-bolt Nut	16
	50765-000	7/8"-14 UNF Locknut	
	57347-000	7/8"-14 UNF Nylocknut	
20	56805-000	Top Pad	4
21		Main Support Member, Includes Key No. 22	4
	56940-000	HAS 360	
	56931-000	HAS 400L	
	56943-000	HAS 400	
	56934-000	HAS 402L, 460L	
	56946-000	HAS 402, 460	
	49175-024	Main Support Member Severe Service Kit, One Side - HAS 460 PLUS, Includes Part No. 59597-000 and Key Nos. 5-7, 8a, 9 (See literature no. SEU-0103 for more information)	

KEY NO.	PART NO.	DESCRIPTION	NO. REQ.
22	47905-000	Liner	4
23		Spring Seat Spacer, contact Hendrickson Sales Engineering for additional Ride Hts.	4
	48902-000	1"	
	48903-000	1 1/2"	
24		Spring Seat Assembly, Includes Key Nos. 25-27 See Spring Seat Ass'y Chart (Page 175)	
		Left Front	1
		Right Front	1
		Left Rear	1
		Right Rear	1
25	50918-000	5/8"-11 UNC Stud	8
26	22962-004	5/8" Flat Hardened Washer	8
27	47764-000	5/8"-11 UNC Locknut	8
28		Axle Bottom Cap (Meritor RT40/41/44-145, RT46/50, RT40-160, RT46-158; Dana 404/405/454, DSP40/41, DSH40/44, DSS40/462/463, D40/46-170)	4
	50216-000	LHF/RHF/LHR/RHR 0-9.5° Pinion Angle HAS 400/402/460	
	50222-000	LHR/RHR 10-14° Pinion Angle HAS 400/402/460	
28		Axle Bottom Cap (Meritor SSHD, RT46-157)	4
	50216-000	LHF 0-9.5° Pinion Angle	
	50217-001	RHF 0-9.5° Pinion Angle	
	50221-001	LHR 10-14° Pinion Angle	
	50222-000	RHR 10-14° Pinion Angle HAS400/402/460	
28		Axle Bottom Cap (Dana D402/403/451)	4
	50216-000	LHF 0-9.5° Pinion Angle	
	50217-000	RHF 0-9.5° Pinion Angle	
	50221-000	LHR 10-14° Pinion Angle	
	50222-000	RHR 10-14° Pinion Angle HAS400/402/460	
28		Axle Bottom Cap (Dana D461)	4
	50085-000	LHF 0-9.5° Pinion Angle	
	50086-000	RHF 0-9.5° Pinion Angle	
	50095-000	LHR 10-14° Pinion Angle	
	50094-000	RHR 10-14° Pinion Angle HAS 402/460	
29		Air Spring, Includes Key Nos. 30-31	4
	56917-002L	HAS 400L/402L	
	57122-002L	HAS 400/402/460	
30	50804-002	Air Spring Frame Bracket	4
31	17700-010	1/2"-13 UNC Air Spring Locknut	4
32	22962-014	1/2" Flat Hardened Washer	4
33	17700-010	1/2"-13 UNC Nylocknut	4
34		Cross Channel, Specify Axle Dowel Pin Center	2
	57317-	HAS 360/400/402/460	
	57773-	HAS 400/402/460 w/ Rear Inboard Shock	
	57430-000	Control Valve Linkage Bracket Kit, Axle Set Includes Key Nos. 35-38	
35	56789-000	Control Valve Linkage Bracket	1
36	22962-028	1/4" Flat Hardened Washer	4
37	49983-000	1/4"-20 UNC Locknut	2
38	56935-002	1/4"-20 UNC 1.0" Bolt	2
	57356-000	Lower Shock Bracket Assembly, Includes Key Nos. 39-42	4
	49690-002	HAS 400L/402L	
39	57356-000	Lower Shock Bracket	4
	49324-002	HAS 400L/402L	
40	50764-002	3/4"-10 UNC 5.5" Bolt	4
41	22962-001	3/4" Flat Hardened Washer	8
42	49842-000	3/4"-10 UNC Locknut	4

KEY NO.	PART NO.	DESCRIPTION	NO. REQ.	KEY NO.	PART NO.	DESCRIPTION	NO. REQ.
43		3/4"-10 UNC Bolt	4	57	50368-000	1/2"-13 UNC Serrated Shank Bolt	4
	50764-005	HAS 360/400 - 3" Length		58	22962-031	1/2" Flat Hardened Washer	4
	50764-003	HAS 402/460 - 3 1/2" Length		59	49846-000	1/2"-13 UNC Locknut	4
44		3/4"-10 UNC Bolt	4	60		*Upper Shock Bracket	1
	50764-007	HAS 360/400 - 2 1/2" Length		61		Shock Absorber	4
	50764-005	HAS 402/460 - 3" Length			60670-005L	HAS 360/400/402/460 Standard	
45	22962-001	3/4" Flat Hardened Washer	16		60670-007L	HAS 400/402/460 Standard Inboard Rear	
46	49842-000	3/4"-10 UNC Locknut	8		60675-003L	High Torque	
47	57977-000	Height Control Valve	1		60675-006L	HAS 400/402/460 High Torque Inboard Rear	
48	58994- L	HCV Linkage Assembly, Specify Length, Includes Key Nos. 49-55	1		60670-008L	HAS 400L/402L/460L	
49		*Linkage Rod, Specify Length	1	62	48914-000	****Air Dump Switch (Located In Cab)	1
50		*5/16"-18 UNC Jam Nut	2	63	49193-001	****Synchro-Relay Valve	1
51		*5/16"-18 UNC Locknut	2	64	48940-000	****Air Switch Name Plate (Located In Cab)	1
52		*5/16" Flat Hardened Washer	2	65	30272-000	****Pressure Protection Valve	1
53		*5/16"-18 UNC Stud	2	66	60218-000	**Transverse Rod Assembly	2
54		*Linkage Rod Clamp	1	67	22186-000	Transverse Rod Frame Bracket	2
55		*Adjustable Linkage Rod Joint	1	68	45045-003	Back up Plate	2
56	57322-001	Upper Shock Bracket Assembly, Includes Key Nos. 57-60	4	69		***Transverse Rod Axle Bracket See Lit. No. 59310-004 for proper axle bracket and Assembly Instructions	2

NOTE: * Item included in assembly only, part not sold separately.

** Transverse Rods (Key No. 66) are mandatory with the HAS Series Suspension regardless of axle spacing and require rubber center bushings. See literature no. 59310-004 for mandatory use of transverse rods.

*** Brackets for drive axles are supplied by the axle manufacturer.

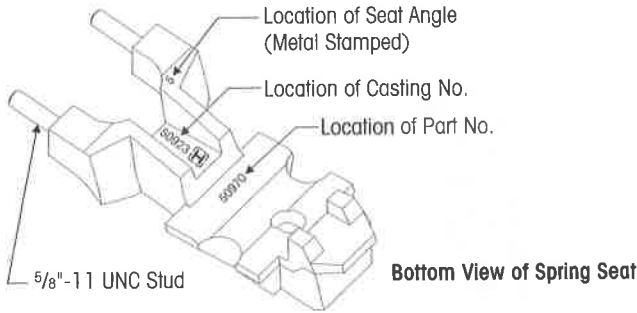
**** See Plumbing Diagram on page 182.

***** These frame hangers are obsolete, although replacement slipper pads and hardware are currently still available.

HENDRICKSON HAS RIDE HEIGHT GAUGE FOR UNLOADED VEHICLES: Literature number 45745-106
Height Gauge can be obtained on-line at www.hendrickson-intl.com/literature/lifform.asp

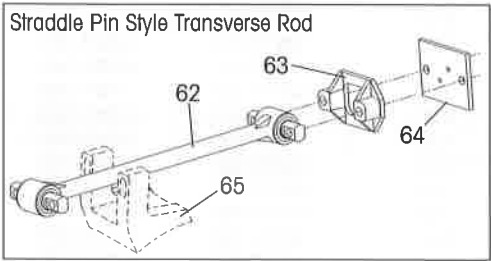
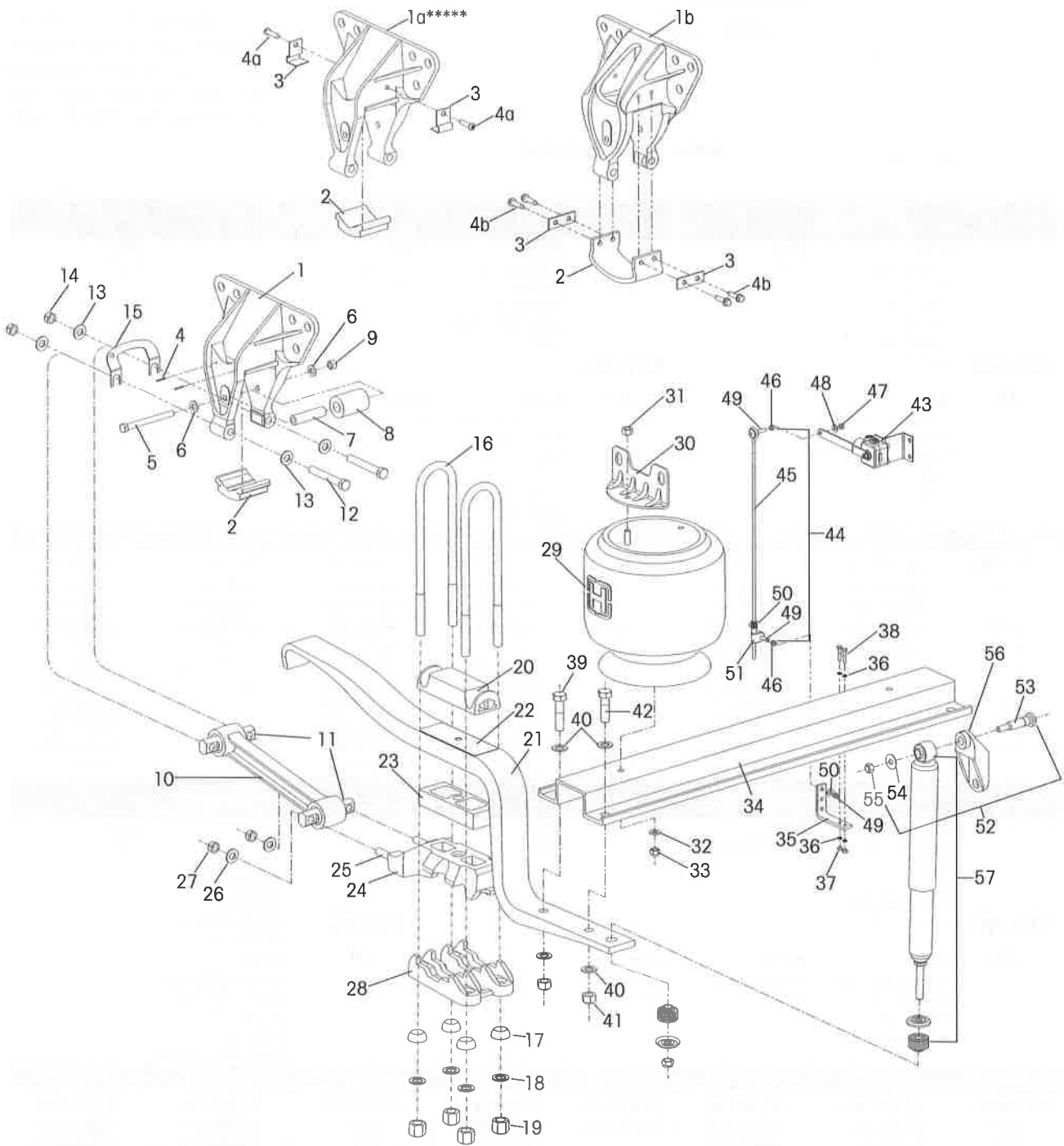
**TANDEM SPRING SEAT ASSEMBLY
HAS 360/400/402/460/40LH**

Includes Key Nos. 25, 26, 27
Total of 4 Spring Seats Required
per Tandem Suspension
One of each Left Front, Right Front,
Left Rear and Right Rear required.



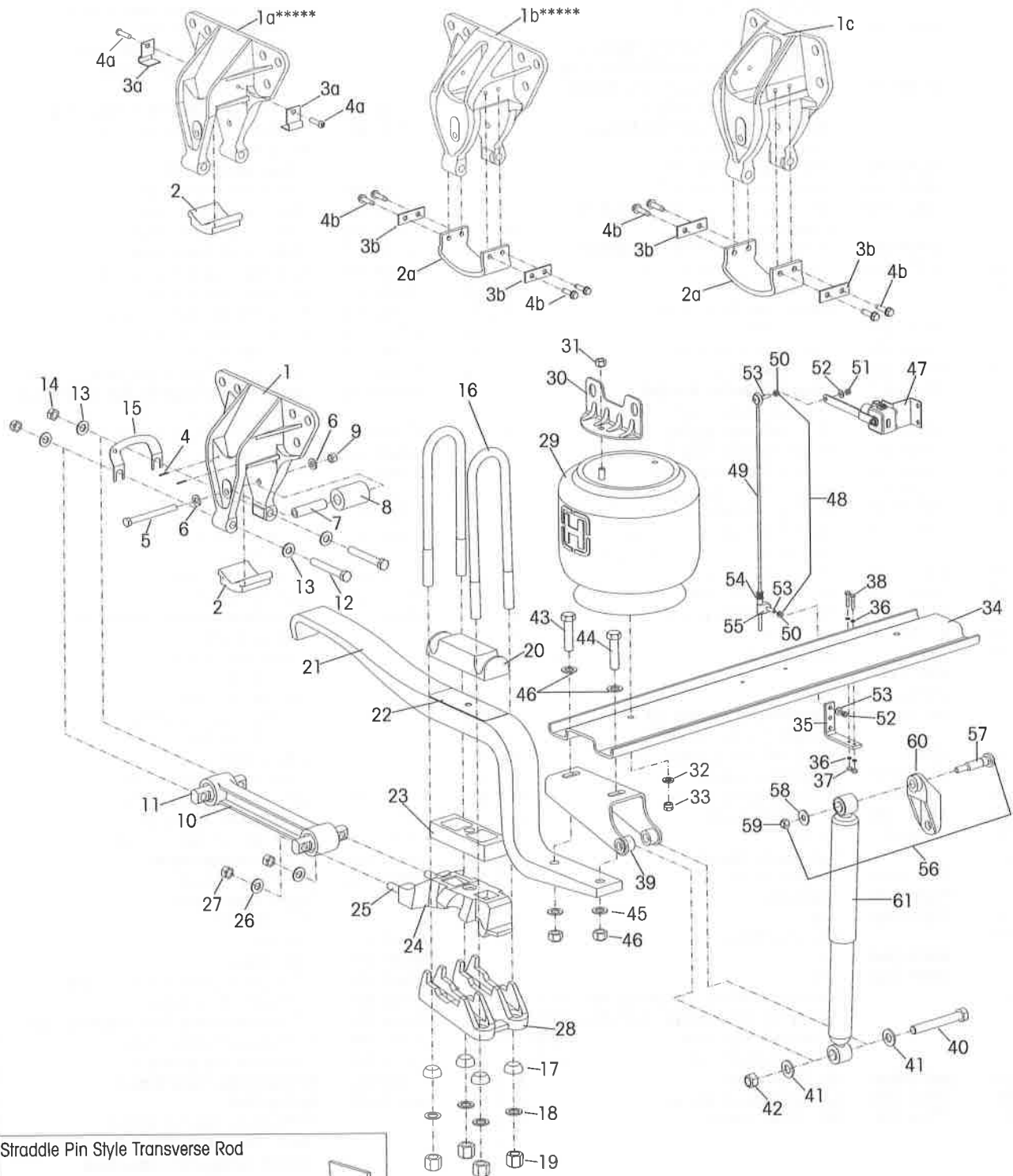
Bottom View of Spring Seat

LEFT FRONT			RIGHT FRONT				
KEY NO. 24	Dana D341/402/403 404/405/454 DSP40/41 DSH40/44 DSS40/462/463 D40/46-170	Dana D461	KEY NO. 24	Dana 404/405/454 DSP40/41 DSH40/44 DSS40/462/463 D40/46-170	Dana D341/402/403		Dana D461
	Meritor SL100/SQ100, SQHD RT40/41/44-145 RT46/50-160 RT40-160 RT46-157/158,SSHD			Meritor RS21-145/160 RS23-160/161 RT40/41/44-145 RT46/50-160 RT40-160, RT46-158	Meritor SL100/SQ100,SQHF	Meritor RT46-157, SSHD	
CASTING NO.	50923-000	50986-000	CASTING NO.	50923-000	50974-000	50974-000	50992-000
SEAT ANGLE	⊞ PART NO.	⊞ PART NO.	SEAT ANGLE	⊞ PART NO.	⊞ PART NO.	⊞ PART NO.	⊞ PART NO.
2.0°	50970-001	50988-001	2.0°	50970-001	50976-001	50976-012	50994-001
2.5°	50970-002	50988-002	2.5°	50970-002	50976-002	50976-016	50994-002
3.0°	50970-003	50988-003	3.0°	50970-003	50976-003	50976-013	50994-003
3.5°	50970-004	50988-004	3.5°	50970-004	50976-004	50976-017	50994-004
4.0°	50970-005	50988-005	4.0°	50970-005	50976-005	50976-014	50994-005
4.5°	50970-006	50988-006	4.5°	50970-006	50976-006	50976-018	50994-006
5.0°	50970-007	50988-007	5.0°	50970-007	50976-007		50994-007
5.5°	50970-008	50988-008	5.5°	50970-008	50976-008		50994-008
6.0°	50970-009	50988-009	6.0°	50970-009	50976-009		50994-009
6.5°	50970-010	50988-010	6.5°	50970-010	50976-010		50994-010
LEFT REAR			RIGHT REAR				
KEY NO. 24	Dana 404/405/454 DSP40/41 DSH40/44 DSS40/462/463 D40/46-170	Dana D341/402/403	KEY NO. 24	Dana 404/405/454 DSP40/41 DSH40/44 DSS40/462/463 D40/46-170	Dana D341/402/403		Dana D461
	Meritor RT40/41/44-145 RT46/50-160 RT40-160 RT46-158	Meritor SL100/SQ100, SQHP		Meritor RT46-157, SSHD	Meritor SL100/SQ100,SQHD RT40/41/44-145 RT46/50-160 RT40-160 RT46-157/158,SSHD		
CASTING NO.	50971-000	50977-000	CASTING NO.	50971-000	50971-000	50989-000	
SEAT ANGLE	⊞ PART NO.	⊞ PART NO.	SEAT ANGLE	⊞ PART NO.	⊞ PART NO.	⊞ PART NO.	
5.0°	50973-011	50979-011	5.0°	50973-011	50973-011	50991-011	
6.5°	50973-012	50979-012	6.5°	50973-012	50973-012	50991-012	
7.5°	50973-013	50979-014	7.5°	50973-013	50973-013		
8.0°	50973-001	50979-001	8.0°	50973-001	50973-001	50991-001	
8.5°	50973-002	50979-002	8.5°	50973-002	50973-002	50991-002	
9.0°	50973-003	50979-003	9.0°	50973-003	50973-003	50991-003	
9.5°	50973-004	50979-004	9.5°	50973-004	50973-004	50991-004	
10.0°	50973-005	50979-005	10.0°	50973-005	50973-005	50991-005	
10.5°	50973-006	50979-006	10.5°	50973-006	50973-006	50991-006	
11.0°	50973-007	50979-007	11.0°	50973-007	50973-007	50991-007	
11.5°	50973-008	50979-008	11.5°	50973-008	50973-008	50991-008	
12.0°	50973-009	50979-009	12.0°	50973-009	50973-009	50991-009	
12.5°	50973-010	50979-010	12.5°	50973-010	50973-010	50991-010	
13.0°	50973-015	50979-017	13.0°	50973-015	50973-015	50991-013	
13.5°	50973-014	50979-018	13.5°	50973-014	50973-014		
14.0°	50973-016		14.0°	50973-016	50973-016		

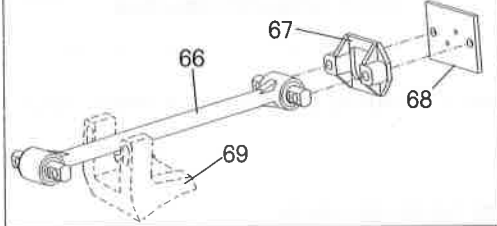


KEY NO.	PART NO.	DESCRIPTION	NO. REQ.	KEY NO.	PART NO.	DESCRIPTION	NO. REQ.
1	58425-001	Front Frame Hanger Assembly, Includes Key Nos. 2-4 Standard Frame Casting No. 57188-000, <i>Replaces</i> 57190-001(1a) and 50752-001(1b)	4	28		Axle Bottom Cap (Meritor RT40/41/44-145, RT46/50, RT40-160; RT46-158; Dana 404/405/454, DSP40/41, DSH40/44, DSS40/462/463, D40/46-170)	4
1b	58688-001	Rein. Frame, Casting No. 57476-000, <i>Replaces 57478-001(1a)</i>			57198-000	LHF/RHF/LHR/RHR 0-9.5° Pinion Angle	
		Slipper Pad Service Kit, One Hanger, Includes Key Nos. 2-4			57200-000	LHR/RHR 10-14° Pinion Angle	
	56557-002	For Hangers 50753-001		28		Axle Bottom Cap (Dana D402/403/451)	4
	56557-004	For Hangers 57190-001			57198-000	LHF 0-9.5° Pinion Angle	
	56557-005	For Hangers 58425-001, 58688-001			57197-000	RHF 0-9.5° Pinion Angle	
2		Slipper Pad	4		57200-000	LHR 10-14° Pinion Angle	
	56929-000	For Hangers 58425-001, 58688-001			57199-000	RHR 10-14° Pinion Angle	
2b	50612-000	For Hanger 50752-001(1b)		29	50898-002L	Air Spring, Includes Key Nos. 30-31	4
3		Retainer	8	30	50804-002	Air Spring Frame Bracket	4
		Retainer Lock Pin or Screw	8	31	17700-010	½"-13 UNC Air Spring Locknut	4
4	58287-001	1" Lock Pin		32	22962-014	½" Flat Hardened Washer	4
4a	57540-000	⅜" Button Head Screw		33	17700-010	½"-13 UNC Nylocknut	4
4b	57306-000	⅜" Rolok Screw		34	57192-	Cross Channel, Specify Axle Dowel Pin Center	2
	49175-013	Rebound Roller Kit, Axle Set, Includes Key Nos. 5-9			57430-000	Control Valve Linkage Bracket Kit, Axle Set, Includes Key Nos. 35-38	
5	24531-015	½"-13 UNC Rebound Bolt	4	35	56789-000	Control Valve Linkage Bracket	1
6	22962-014	½" Flat Hardened Washer	8	36	22962-028	¼" Flat Hardened Washer	4
7	57988-000	Rebound Bolt Spacer, <i>Replaces 47458-000</i>	4	37	49983-000	¼"-20 UNC Locknut	2
8	57989-000	Rebound Roller, <i>Replaces 48883-000</i>	4	38	56935-002	¼"-20 UNC 1.0" Bolt	2
9	49846-000	½"-13 UNC Locknut	4	39	50764-002	¾"-10 UNC 5.5" Bolt	4
10	48411-006	Torque Rod Assembly Shim Type Adjustable 14⅜", Includes Key No. 11	4	40	22962-001	¾" Flat Hardened Washer	8
11	47691-000L	Torque Rod Bushing	8	41	49842-000	¾"-10 UNC Locknut	4
12	32043-005	⅝"-11 UNC 4.5" Bolt	8	42	50764-005	¾"-10 UNC 3.0" Bolt	4
13	22962-004	⅝" Flat Hardened Washer	16	43	57977-000	Height Control Valve	1
14	47764-000	⅝"-11 UNC Locknut	8	44	58994-L	HCV Linkage Assembly, Specify Length, Includes Key Nos. 45-51	1
15		Torque Rod Shim	As Req.	45		*Linkage Rod, Specify Length	1
	49689-000	1/16"		46		*5/16"-18 UNC Jam Nut	2
	57856-000	1/32"		47		*5/16"-18 UNC Locknut	2
	48718-	U-bolt Fastener Kit, Axle Set, Includes Key Nos. 16-19		48		*5/16" Flat Hardened Washer	2
16	49684-	¾"-16 UNF U-bolt, Specify Length	8	49		*5/16"-18 UNC Stud	2
17	49947-000	¾" Spherical Washer	16	50		*Linkage Rod Clamp	1
18	22962-001	¾" Flat Hardened Washer	16	51		*Adjustable Linkage Rod Joint	1
19	49685-000	¾"-16 UNF Locknut	16	52	57322-001	Upper Shock Bracket Assembly, Includes Key Nos. 53-56	4
20	57195-000	Top Pad	4	53	50368-000	½"-13 UNC Serrated Shank Bolt	4
21		Main Support Member, Includes Key No. 22	4	54	22962-031	½" Flat Hardened Washer	4
	57217-000	Mack only		55	49846-000	½"-13 UNC Locknut	4
	60262-000			56		*Upper Shock Bracket	1
22	47905-000	Liner	4	57		Shock Absorber	4
23		Spring Seat Spacer	4		60680-001L	Standard	
	48902-000	1"			60685-001L	High Torque	
	48903-000	1½"		58	48914-000	****Air Dump Switch (Located In Cab)	1
24		Spring Seat Assembly, Includes Key Nos. 25-27 See Spring Seat Assembly Chart (Page 175)		59	49193-001	****Synchro-Relay Valve	1
		Left Front, Right Front (each) 1		60	48940-000	****Air Switch Name Plate (Located In Cab)	1
		Left Rear, Right Rear (each) 1		61	30272-000	****Pressure Protection Valve	1
25	50918-000	⅝"-11 UNC Stud	8	62	60218-000	**Transverse Rod Assembly	2
26	22962-004	⅝" Flat Hardened Washer	8	63	22186-000	Transverse Rod Frame Bracket	2
27	47764-000	⅝"-11 UNC Locknut	8	64	45045-003	Back up Plate	2
				65		***Transverse Rod Axle Bracket See Lit. No. 59310-004 for proper axle bracket and Assembly Instructions	2

NOTE: * Item included in assembly only, part not sold separately.
 ** Transverse Rods (Key No. 62) are mandatory with the HAS Series Suspension regardless of axle spacing and require rubber center bushings. See literature no. 59310-004 for mandatory use of transverse rods.
 *** Brackets for drive axles are supplied by the axle manufacturer.
 **** See Plumbing Diagram on page 182.
 ***** These frame hangers are obsolete, although replacement slipper pads and hardware are currently still available.



Straddle Pin Style Transverse Rod



KEY NO.	PART NO.	DESCRIPTION	NO. REQ.
		Front Frame Hanger Assembly, Includes Key Nos. 2-4	2
1	58425-001	HAS 210/230, Standard Frame Casting No. 57188-000, <i>Replaces 57190-001(1a) and 50752-001(1b)</i>	
1b	58688-001	HAS 210/230, Rein. Frame, Casting No. 57476-000, <i>Replaces 57478-001(1a)</i>	
1c	50753-001	HAS 120/150/190, Casting No. 49848-000 or 56666-000	
	60636-001	HAS 120/150/190 Casting No. 60634-001	
	59045-003	Standard Frame, Casting No. 59043-000	
	59052-000	Rein. Frame, Casting No. 59050-000	
		Slipper Pad Service Kit, One Hanger, Includes Key Nos. 2-4	
	56557-002	For Hangers 50753-001	
	56557-004	For Hangers 57190-001	
	56557-005	For Hangers 58425-001, 58688-001, 59045-003, 59052-000	
2	56929-000	Slipper Pad For Hangers 58425-001, 58688-001, 59045-003, 59052-000	2
2a	50612-000	For Hangers 50753-001(1c), 50752-001(1b)	
3a	57566-000	Retainer Clip	8
3b	50597-000	Retainer Plate, For Hangers 50753-001(1c)	8
		Retainer Lock Pin or Screw	4
4	58287-001	1" Lock Pin	
4a	57540-000	3/8" Button Head Screw	
4b	57306-000	3/8" Rolok Screw	
	49175-014	Rebound Roller Kit, Axle Set, Includes Key Nos. 5-9	
5	24531-015	1/2"-13 UNC Rebound Bolt	2
6	22962-014	1/2" Flat Hardened Washer	4
7	57988-000	Rebound Bolt Spacer, <i>Replaces 47458-000</i>	2
8	57989-000	Rebound Roller, <i>Replaces 48883-000</i>	2
9	49846-000	1/2"-13 UNC Locknut	2
10		Torque Rod Assembly Shim Type Adjustable 14 3/8", Includes Key No. 11	2
	48411-006	HAS 120/150/190	
	62007-365	HAS 230, <i>Replaces Torque Rod 50376-001 and Bushing 57256-000</i>	
11	47691-000L	Torque Rod Bushing	4
12	32043-005	5/8"-11 UNC 4.5" Bolt	4
13	22962-004	5/8" Flat Hardened Washer	8
14	47764-000	5/8"-11 UNC Locknut	4
15		Torque Rod Shim	As Req.
	49689-000	1/16"	
	57856-000	1/32"	
	48718-	U-bolt Fastener Kit, Axle Set, Includes Key Nos. 16-19	
16		U-bolt, Specify Length	4
	49684-	3/4"-16 UNF - HAS 120/150	
	47417-	7/8"-14 UNF - HAS 190/210/230	
17		Spherical Washer	8
	49947-000	3/4" - HAS 120/150	
	48574-000	7/8" - HAS 190/210/230	
18		Flat Hardened Washer	8
	22962-001	3/4" - HAS 120/150	
	22962-002	7/8" - HAS 190/210/230	
19		U-bolt Nut	8
	49685-000	3/4"-16 UNF Locknut - HAS 120/150	
	50765-000	7/8"-14 UNF Locknut - HAS 190/210/230	
	57347-000	7/8"-14 UNF Nylocknut - HAS 190/210/230	

KEY NO.	PART NO.	DESCRIPTION	NO. REQ.
20		Top Pad	2
	57224-000	HAS 120/150	
	56805-000	HAS 190/210/230	
21		Main Support Member, Includes Key No. 22	2
	56925-000	HAS 120L/150L	
	56937-000	HAS 120/150	
	56928-000	HAS 190L	
	56940-000	HAS 190	
	56931-000	HAS 210L	
	56943-000	HAS 210	
	56934-000	HAS 230L	
	56946-000	HAS 230	
22	47905-000	Liner	2
23		Spring Seat Spacer	2
	48531-009	1", HAS 120/150 - 6 1/4" width	
	48902-000	1"	
	48903-000	1 1/2"	
24		Spring Seat Assembly, Includes Key Nos. 25-27 See Spring Seat Assembly Chart (Page 181)	
		Left Front	1
		Right Front	1
25	50918-000	5/8"-11 UNC Stud	4
26	22962-004	5/8" Flat Hardened Washer	4
27	47764-000	5/8"-11 UNC Locknut	4
28		Axle Bottom Cap	2
		(Meritor RS13-120, RS15-120, RS15-210) LHF/RHF 0-5° Pinion Angle (Meritor RS21-145, RS21-160, RS23-160/161; Dana 19060/21060/21080/ 21090/23090/26090, S21/23/26-170/190) LHF/RHF 0-9.5° Pinion Angle HAS 190/210/230	
	57024-000		
	50216-000		
28		Axle Bottom Cap	2
		(Dana 23080/23105/26015) LHF 0-9.5° Pinion Angle RHF 0-9.5° Pinion Angle LHR 10-14° Pinion Angle RHR 10-14° Pinion Angle HAS 230	
	50085-000		
	50086-000		
	50095-000		
	50094-000		
29		Air Spring, Includes Key Nos. 30-31	2
	57920-002L	HAS 120L	
	56917-002L	HAS 150L/190L/210L/230L	
	57122-002L	HAS 190/210/230	
30	50804-002	Air Spring Frame Bracket	2
31	17700-010	1/2"-13 UNC Air Spring Locknut	2
32	22962-014	1/2" Flat Hardened Washer	2
33	17700-010	1/2"-13 UNC Nylocknut	2
34		Cross Channel, Specify Axle Dowel Pin Center	1
	57855-	HAS 120	
	57317-	HAS 150/190/210/230	
	57430-000	Control Valve Linkage Bracket Kit, Includes Key Nos. 35-38	
35	56789-000	Control Valve Linkage Bracket	1
36	22962-028	1/4" Flat Hardened Washer	4
37	49983-000	1/4"-20 UNC Locknut	2
38	56935-002	1/4"-20 UNC 1.0" Bolt	2
		Lower Shock Bracket Assembly Includes Key Nos. 39-42	
	49690-002	HAS 120L/150L/190L/210L/230L	
	57356-000	HAS 190/210/230	
39		Lower Shock Bracket	2
	49324-002	HAS 120L/150L/190L/210L/230L	
	57355-000	HAS 190/210/230	
40	50764-002	3/4"-10 UNC 5.5" Bolt	2
41	22962-001	3/4" Flat Hardened Washer	4
42	49842-000	3/4"-10 UNC Locknut	2

KEY NO.	PART NO.	DESCRIPTION	NO. REQ.	KEY NO.	PART NO.	DESCRIPTION	NO. REQ.
43		3/4"-10 UNC Bolt	2	57	50368-000	1/2"-13 UNC Serrated Shank Bolt	2
	50764-005	HAS 120/150/190/210 - 3.0" Length		58	22962-031	1/2" Flat Hardened Washer	2
	50764-003	HAS 230 - 3.5" Length		59	49846-000	1/2"-13 UNC Locknut	2
44		3/4"-10 UNC Bolt	2	60		*Upper Shock Bracket	1
	50764-007	HAS 120/150/190/210 - 2.5" Length		61		Shock Absorber	2
	50764-005	HAS 230 - 3.0" Length			60670-005L	HAS 190/210/230 Standard	
45	22962-001	3/4" Flat Hardened Washer	8		60675-003L	HAS 190/210/230 High Torque	
46	49842-000	3/4"-10 UNC Locknut	4		60670-010L	HAS 120L	
47	57977-000	Height Control Valve	1		60670-003L	HAS 150L	
48	58994- L	HCV Linkage Assembly, Specify Length Includes Key Nos. 49-55	1		60670-008L	HAS 190L/210L/230L	
49		*Linkage Rod, Specify Length	1	62	48914-000	****Air Dump Switch (Located In Cab)	1
50		*5/16"-18 UNC Jam Nut	2	63	49193-001	****Synchro-Relay Valve	1
51		*5/16"-18 UNC Locknut	2	64	48940-000	****Air Switch Name Plate (Located In Cab)	1
52		*5/16" Flat Hardened Washer	2	65	30272-000	****Pressure Protection Valve	1
53		*5/16"-18 UNC Stud	2	66	60218-000	**Transverse Rod Assembly	1
54		*Linkage Rod Clamp	1	67	22186-000	Transverse Rod Frame Bracket	1
55		*Adjustable Linkage Rod Joint	1	68	45045-003	Back up Plate	1
56	57322-001	Upper Shock Bracket Assembly, Includes Key Nos. 57-60	2	69		***Transverse Rod Axle Bracket See Lit. No. 59310-004 for proper axle bracket and Assembly Instructions	1

NOTE: * Item included in assembly only, part not sold separately.

** Transverse Rods (Key No. 66) are mandatory with the HAS Series Suspension regardless of axle spacing and require rubber center bushings.
See literature no. 59310-004 for mandatory use of transverse rods.

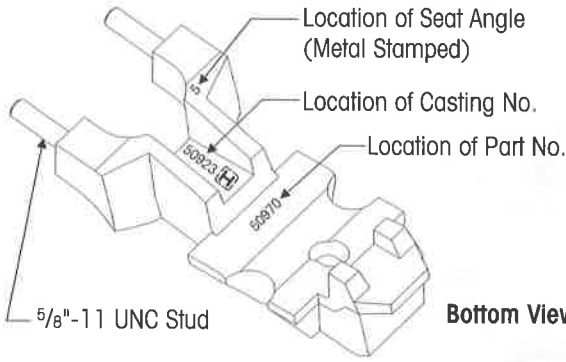
*** Brackets for drive axles are supplied by the axle manufacturer.

**** See Plumbing Diagram on page 182.

***** These frame hangers are obsolete, although replacement slipper pads and hardware are currently still available.

HENDRICKSON HAS RIDE HEIGHT GAUGE FOR UNLOADED VEHICLES: Literature number 45745-106
Height Gauge can be obtained on-line at www.hendrickson-intl.com/literature/litform.asp

**SINGLE SPRING SEAT ASSEMBLY
HAS 120/150/190/210/230**



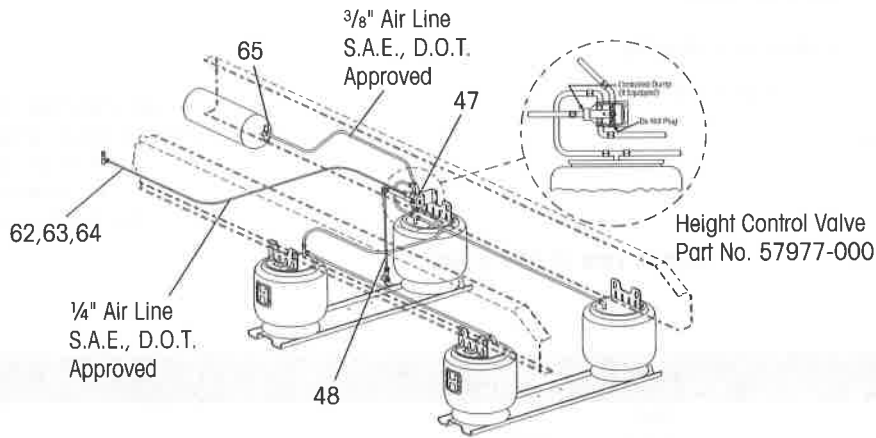
Bottom View of Spring Seat

Includes Key Nos. 25, 26, 27
Total of 2 Spring Seats Required
per Single Suspension
One of each Left Front
and Right Front required.

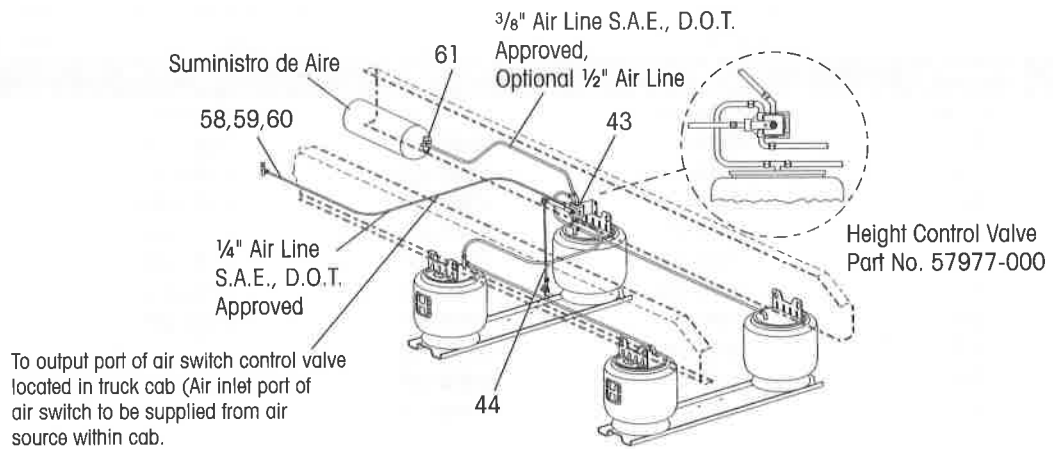
LEFT FRONT				
KEY NO. 24	Dana 19060/21060/21080/ 21090/23090/26090 S21/23/26-170/190	Dana 23080/23105/26015		
	Meritor RS21-145/160 RS23-160/161		Meritor RS13-120, RS15-120, RS15-210	Meritor RS13-120, RS15-120, RS15-210
CASTING NO.	50923-000	50986-000	57021-000	59793-000
SEAT ANGLE	⊞ PART NO.	⊞ PART NO.	⊞ PART NO.	⊞ PART NO.
2.0°	50970-001	50988-001	57033-001	
2.5°	50970-002	50988-002	57033-002	
3.0°	50970-003	50988-003	57033-003	59795-001
3.5°	50970-004	50988-004	57033-004	
4.0°	50970-005	50988-005	57033-005	59795-002
4.5°	50970-006	50988-006	57033-006	
5.0°	50970-007	50988-007	57033-007	
5.5°	50970-008	50988-008		
6.0°	50970-009	50988-009		
6.5°	50970-010	50988-010		

RIGHT FRONT				
KEY NO. 24	Dana 19060/21060/21080/ 21090/23090/26090 S21/23/26-170/190	Dana 23080/23105/26015		
	Meritor RS21-145/160 RS23-160/161		Meritor RS13-120, RS15-120, RS15-210	Meritor RS13-120, RS15-120, RS15-210
CASTING NO.	50923-000	50986-000	57021-000	59793-000
SEAT ANGLE	⊞ PART NO.	⊞ PART NO.	⊞ PART NO.	⊞ PART NO.
2.0°	50970-001	50988-001	57033-001	
2.5°	50970-002	50988-002	57033-002	
3.0°	50970-003	50988-003	57033-003	59795-001
3.5°	50970-004	50988-004	57033-004	
4.0°	50970-005	50988-005	57033-005	59795-002
4.5°	50970-006	50988-006	57033-006	
5.0°	50970-007	50988-007	57033-007	
5.5°	50970-008	50988-008		
6.0°	50970-009	50988-009		
6.5°	50970-010	50988-010		

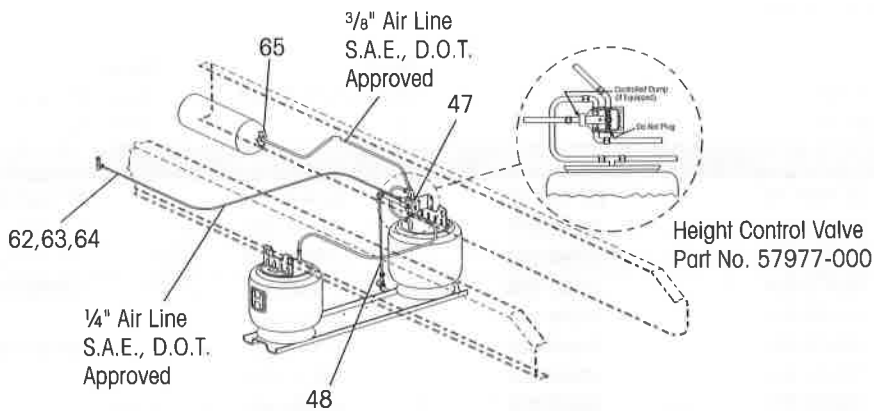
PLUMBING DIAGRAM — HAS 360/400/402/460

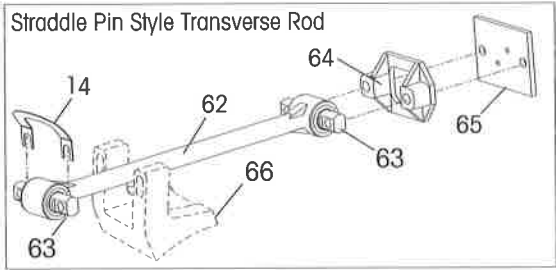
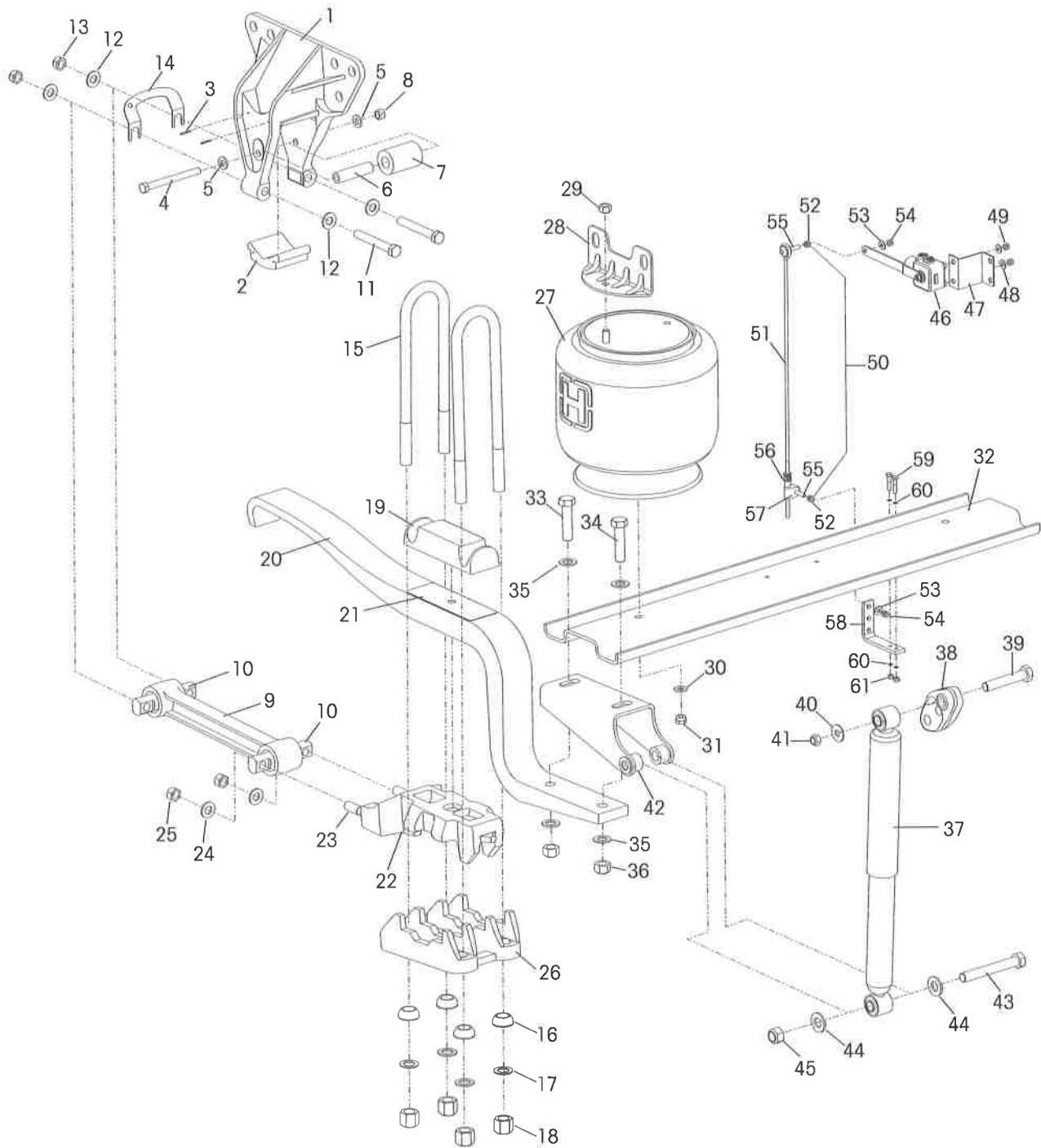


PLUMBING DIAGRAM — HAS 40LH



PLUMBING DIAGRAM — HAS 120/150/190/210/230





KEY NO.	PART NO.	DESCRIPTION	NO. REQ.	KEY NO.	PART NO.	DESCRIPTION	NO. REQ.
1	58688-001	Frame Hanger Assembly, Includes Key Nos. 2-3	2	33	50764-005	3/4"-10 UNC 3.0" Bolt	2
	56557-005	Slipper Pad Service Kit, One Side, Includes Key Nos. 2-3		34	50764-007	3/4"-10 UNC 2.5" Bolt	2
2	56929-000	Slipper Pad	2	35	22962-001	3/4" Hardened Washer	8
3	58287-001	Slipper Pad 1.0" Lock Pin	4	36	49842-000	3/4"-10 UNC Locknut	4
	49175-014	Rebound Roller Service Kit, Axle Set, Includes Key Nos. 4-8		37	66153-004L	Shock Absorber	2
4	24531-015	1/2"-13 UNC 5.5" Bolt	2		50754-013	Upper Shock Fastener Service Kit, One Side, Includes Key Nos. 38-41	
5	22962-014	1/2" Hardened Washer	4	38	65000-001	Upper Shock Bracket	2
6	57988-000	Rebound Spacer	2	39	50764-010	3/4"-10 UNC 4.25" Bolt	2
7	57989-000	Rebound Roller	2	40	22962-001	3/4" Hardened Washer	2
8	49846-000	1/2"-13 UNC Locknut	2	41	49842-000	3/4"-10 UNC Locknut	2
9	48411-016	Longitudinal Torque Rod Assembly - 14.41", Includes Key No. 10	2		57356-000	Lower Shock Bracket Assembly, Includes Key Nos. 42-45	2
10	47691-000L	Torque Rod Bushing	4	42	57355-000	Lower Shock Bracket	2
11	32043-005	5/8"-11 UNC 4.5" Hex Bolt	4	43	50764-002	3/4"-10 UNC 5.5" Bolt	2
12	22962-004	5/8" Hardened Washer	8	44	22962-001	3/4" Hardened Washer	4
13	47764-000	5/8"-11 UNC Locknut	4	45	49842-000	3/4"-10 UNC Locknut	2
14	49689-000	Torque Rod Shim (as needed)	8	46	57977-000	Height Control Valve Assembly, Includes Key Nos. 47-49	1
	48718-023	U-bolt Fastener Service Kit, Axle Set, Includes Key Nos. 15-18		47		*HCV Mounting Bracket	1
15	47417-007	7/8"-14 UNF 15.0" U-bolt	4	48		*1/4" Flat Washer	2
16	48574-000	7/8" Spherical Washer	8	49		*1/4"-20 UNC Locknut	2
17	22962-002	7/8" Hardened Washer	8	50	58994-002L	HCV Linkage Assembly - 17.04", Includes Key Nos. 51-57	1
18	50765-000	7/8"-14 UNF U-bolt Locknut	8	51		*Linkage Rod	1
19	56805-000	Top Pad	2	52		*5/16"-18 UNC Jam Nut	2
20	56943-000	Main Support Member Assembly - 1.88", Includes Key No. 21	2	53		*5/16" Hardened Washer	2
21	47905-000	Delrin Liner	2	54		*5/16"-18 UNC Locknut	2
22		Spring Seat Assembly, Includes Spring Seat and Key Nos. 23-25	2	55		*5/16"-18 UNC Stud	2
	66622-000	4.5°		56		*Valve Arm Clamp	1
	66622-002	5.5°		57		*Adjustable Valve Arm Joint	1
23	50918-000	5/8"-11 UNC-2A Stud	4		57430-000	Height Control Valve Linkage Bracket Service Kit, Includes Key Nos. 58-61	
24	22962-004	5/8" Hardened Washer	4	58	56789-000	Height Control Valve Linkage Bracket	1
25	47764-000	5/8"-11 UNC Locknut	4	59	56935-001	1/4"-20 UNC 1.25" Bolt	2
26	50216-000	Axle Bottom Cap	2	60	22962-028	1/4" Hardened Washer	4
27	66178-002L	Air Spring Assembly, Includes Key Nos. 28-29	2	61	49983-000	1/4"-20 UNC Locknut	2
28	50804-002	Air Spring Bracket	2	62	62000-565	**Transverse Rod Assembly, Includes Key No. 63	1
29	17700-010	1/2"-13 UNC Air Spring Locknut	2	63	47691-000L	Transverse Rod Bushing	2
30	22962-014	1/2" Hardened Washer	2	64	22186-000	Transverse Rod Frame Bracket	1
31	17700-010	1/2"-13 UNC Nylocknut	2	65	45045-003	Back Up Plate	1
32	57317-001	Cross Channel - 40.0"	1	66		***Transverse Rod Axle Bracket	1

NOTE: * Item included in assembly only, part not sold separately.

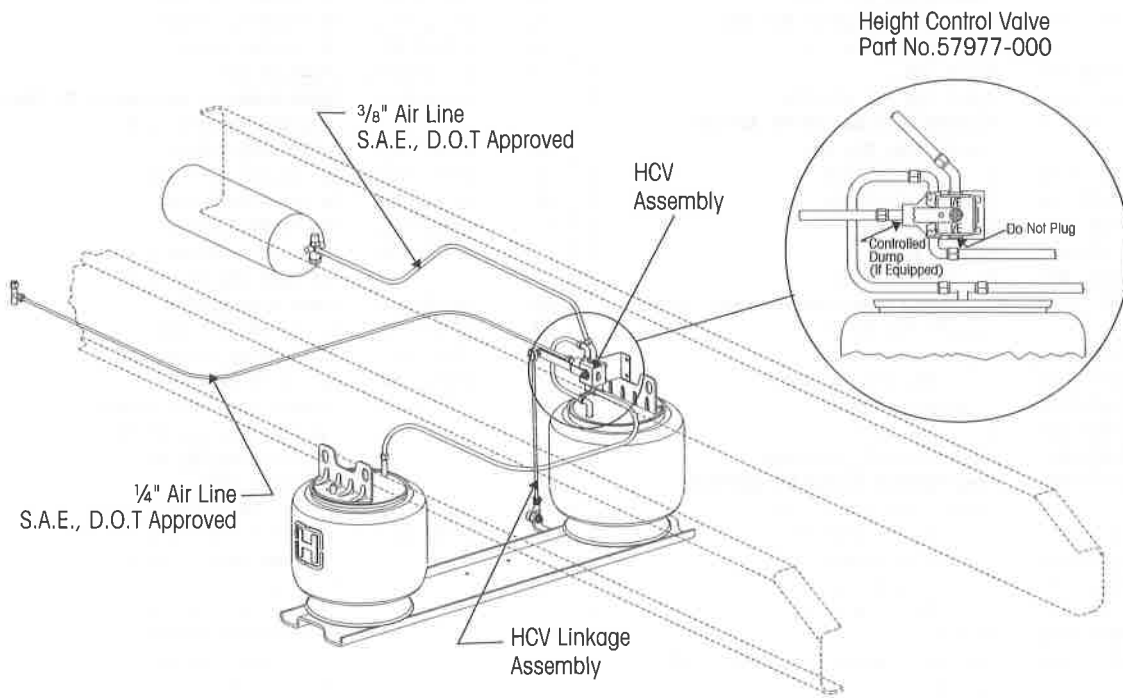
** Transverse Rods (Key No. 62) are mandatory with the HAS Series Suspension regardless of axle spacing. See literature no. 59310-004 for mandatory use of transverse rods.

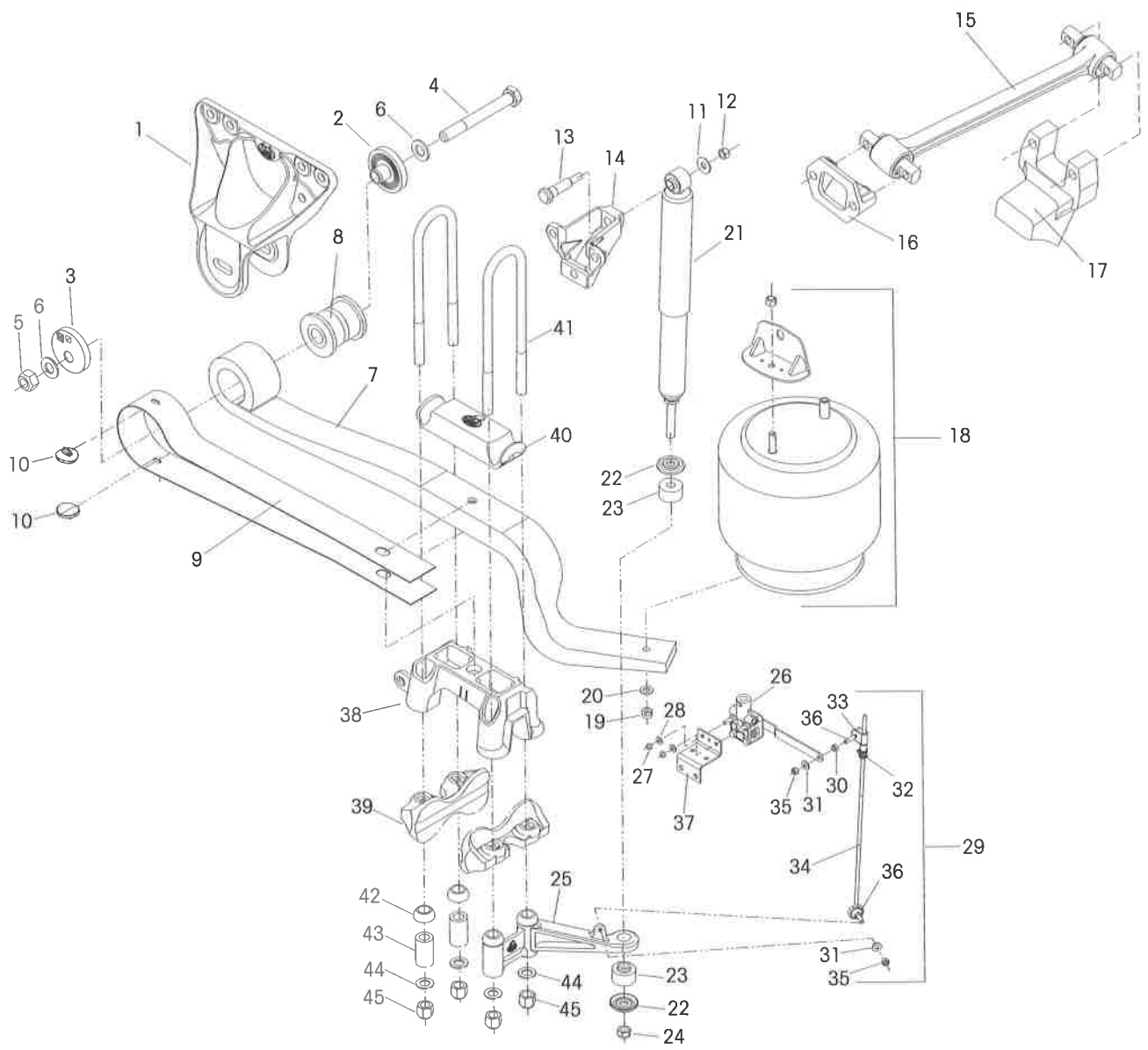
Hendrickson's part number is stamped on the rod for identification. Be sure to include the suffix number when ordering, this number indicates rod length. Hendrickson's two-piece ULTRA ROD® can be used to create the desired length. See literature no. 45745-148.

*** Not supplied by Hendrickson, used for reference only. Refer to the vehicle manufacturer for more information.

HENDRICKSON HAS RIDE HEIGHT GAUGE FOR LOADED VEHICLES: Literature number 45745-106
Height Gauge can be obtained on-line at www.hendrickson-infll.com/literature/liiform.asp

Plumbing Diagram

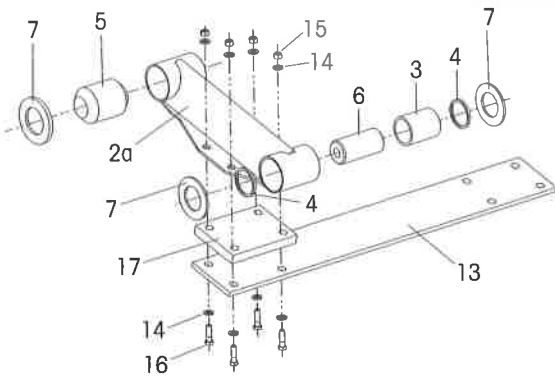
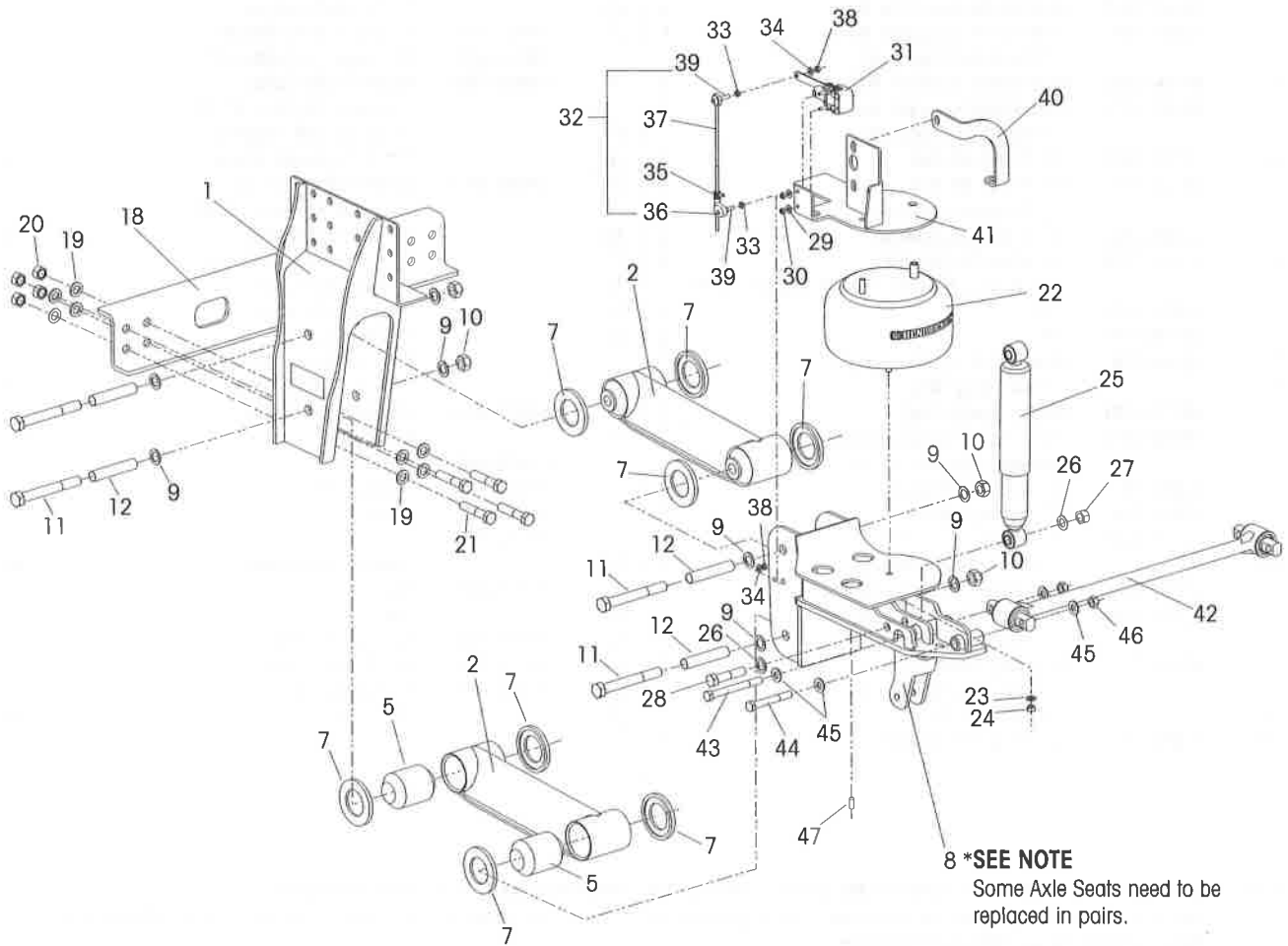




KEY NO.	PART NO.	DESCRIPTION	NO. REQ.	KEY NO.	PART NO.	DESCRIPTION	NO. REQ.
1		Frame Hanger	2	21	57241-006	Shock Absorber, Includes Key Nos. 22-24	4
	58772-001	Ductile Iron-Std.		22		***Retaining Washers	2
	58694-001	Aluminum		23		***Rubber Bushings	2
2	60497-000	QUIK-ALIGN Concentric Base	6	24		***5/8"-UNC Locknut	1
	60661-000	QUIK-ALIGN Concentric Base **(Aluminum optional)	6	25	58701-001	LH Lower Shock Bracket	2
					58702-001	RH Lower Shock Bracket	2
3	60496-000	QUIK-ALIGN Eccentric Base	2	26	59899-000	Height Control Valve, Includes Key Nos. 27-28	1
	60662-000	QUIK-ALIGN Eccentric Base **(Aluminum optional)	2	27		***1/4"-20 UNC Locknut	2
4	58705-003	7/8"-9 UNC-2A Bolt	4	28		***1/4" Hardened Washer	2
	58705-005	7/8"-9 UNC-2A Bolt **(Aluminum optional)	4	29	58994-014	Control Valve Linkage, Includes Key Nos. 30-36	1
5	60266-000	7/8"-9 UNC-2B Locknut	4	30		***5/16"-18 UNC Nut	2
6	22962-034	Hardened Flat Washer	8	31		***5/16" Hardened Washer	2
7		Main Support Member, Includes Key Nos. 8-10		32		***Valve Arm Clamp	1
	58691-000	LH	2	33		***Valve Arm Joint	1
	58768-000	RH	2	34		***Extension Rod	1
8	58648-000	QUIK-ALIGN Pivot Bushing	1	35		***5/16"-18 UNC Locknut	2
9		***Flexi-Wrap Strip	1	36		***5/16"-18 UNC Stud	2
10	59770-000	Rubber Isolator Pad	2	37	57975-000	Control Valve Bracket	1
	58692-000	Shock Frame Hanger Assembly, Includes Key Nos. 11-14	4	38		Spring Seat	
11	22962-031	1/2" Hardened Washer	1		59580-006	Front (4.5°)	2
12	49846-000	1/2"-13 UNC Locknut	1		64237-003	Rear (7.5°)	2
13	50368-000	1/2"-13 UNC 3.72" Bolt	1		59582-005	Rear (12.0°)	2
14		***Shock Bracket Cast	1		59582-008	Rear (13.5°)	2
15	58757-006	Transverse Rod Assembly	2	39		*Welded Axle Bracket	8
16	22186-000	Transverse Rod Frame Bracket	2	40	58775-002	Top Pad	4
17		*Transverse Rod Axle Bracket	2	41		*3/4" U-bolt	8
18	58786-002	Air Spring Assembly, Includes Key Nos. 19-20	4	42	49947-000	Spherical Washer	8
19		*Air Spring Locknut	4	43	58776-000	U-bolt Spacer Tube	8
20	22962-014	Air Spring Flat Washer	4	44	22962-001	3/4" Flat Washer	16
				45		*3/4" Locknut	16

NOTE: * Not supplied by Hendrickson, used for reference only. Refer to OEM (vehicle manufacturer) for more information.
 Hendrickson is not responsible for components not supplied by Hendrickson. For assistance with maintenance and rebuild instructions on these components see vehicle manufacturer.
 ** When using the aluminum option, it is mandatory to use the aluminum bolt part no. 58705-005.
 *** Item included in assembly only, part not sold separately.

HENDRICKSON MAXAIR RIDE HEIGHT GAUGE FOR VEHICLES BUILT AFTER MARCH 19, 2001: Literature number 45745-164
 Height Gauge can be obtained on-line at www.hendrickson-intl.com/literature/iliform.asp



MODELS BUILT BETWEEN 9/98 THROUGH 12/99

Use Part No. 34013-108 Lower Beam Assembly, Item No. 2a, and Part No. 59536-000 for the Upper Beam Assembly, Item No. 2.

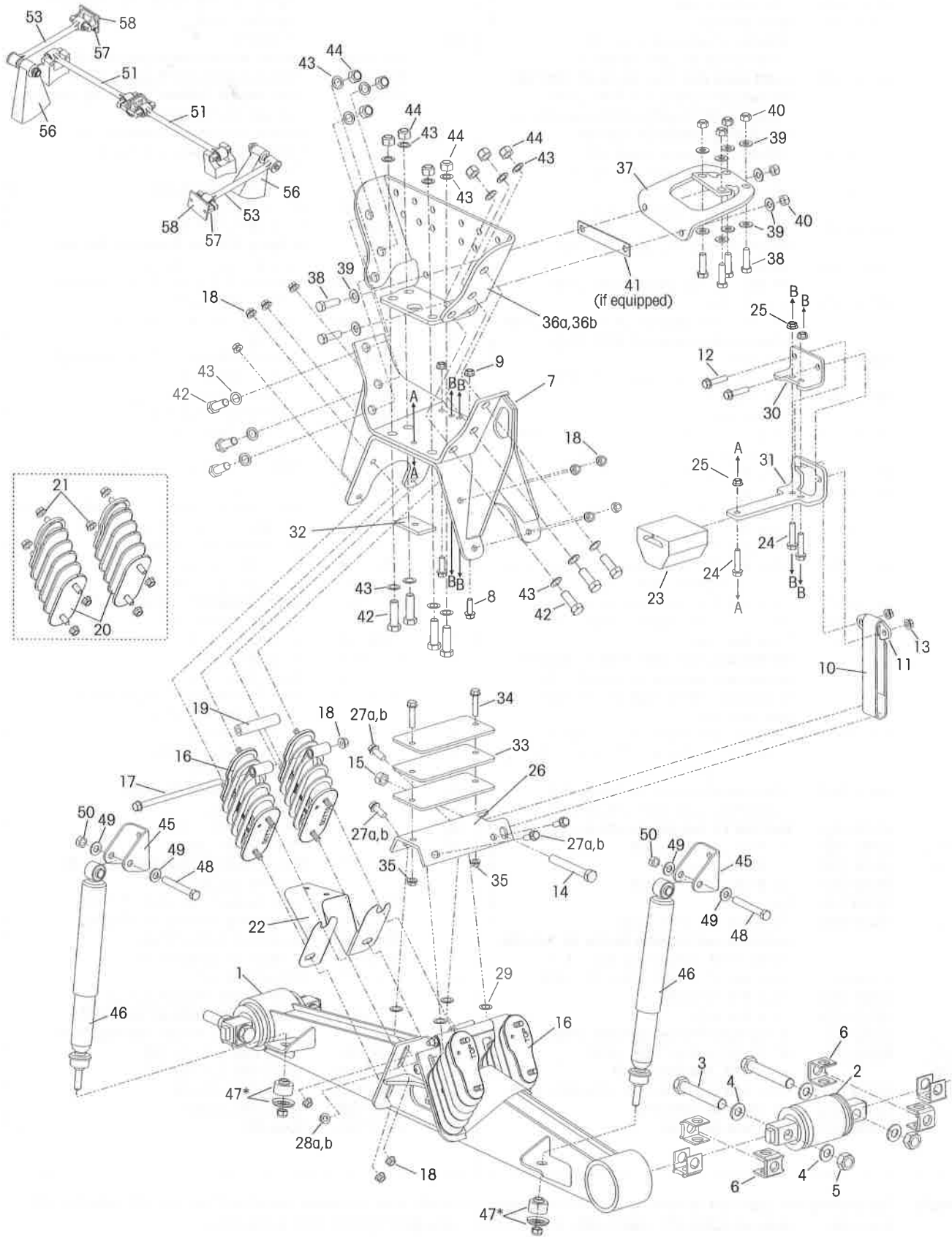
KEY NO.	PART NO.	DESCRIPTION	NO. REQ.
1	59521-001	LH Frame Hanger	1
	59521-002	RH Frame Hanger	1
2	59536-000	Beam Assembly •Models w/Transverse torque rod 1/00-current, Includes Key No. 5	4
2a	34013-108	Lower Beam Assembly Service Kit, One Side •Models w/transverse leaf 9/98-12/99 <i>Replaces 59533-000, Includes Key Nos. 3-6</i>	
	34013-105	HPS Bushing Service Kit, Axle Set, •Models w/transverse torque rod, 1/00-current, Includes Key Nos. 5, 7	
	34013-100	•Models w/transverse leaf, 9/98-12/99, Includes Key Nos. 3-7	
3	59526-001	PTFE Bushing •Models w/transverse leaf 9/98-12/99	2
4	59527-000	Rubber Seal •Models w/transverse leaf 9/98-12/99	4
5	59528-001	Beam Bushing •Models w/transverse torque rod, 1/00-current •Models w/transverse leaf 9/98-12/99	8 6
6	59498-001	Inner Metal •Models w/transverse leaf 9/98-12/99	2
7	59803-000	Thrust Washer	16
8		LH Axle Seat	1
	64207-001	Blue Bird TCFE w/Standard Floor/CSFE, HDRE <i>Replaces 60310-001 & 59491-001</i>	
	64208-001	Blue Bird TSFE/CIFE, TCFE w/Flat Floor	
	64209-001	Blue Bird HDRE <i>Replaces 60212-001 & 59503-001</i>	
	64210-001	Blue Bird C4RE	
8		RH Axle Seat	1
	64207-002	Blue Bird TCFE w/Standard Floor/CSFE, HDRE <i>Replaces 59491-002</i>	
	64208-002	Blue Bird TSFE/CIFE, TCFE w/Flat Floor	
	64209-002	Blue Bird HDRE, <i>Replaces 59503-002</i>	
	64210-002	Blue Bird C4RE	
		The following Axle Seats must be replaced in pairs with following Service Kits. Each kit contains one left hand and one right hand Axle Seat.	
	64412-001	<i>*Replaces 60303-001, 59515-002, & 59515-001, (Blue Bird TSFE/CIFE, TCFE w/ Flat Floor)</i>	
	64412-002	<i>*Replaces 60320-001, 59509-002, & 59509-001 (Blue Bird TCRC/CSRE, & QBRE)</i>	
	59568-001	Pivot Bolt Kit, Axle Set, Includes Key Nos. 9-12	
9	22962-002	7/8" Hardened Flat Washer	16
10	50106-000	7/8"-9 UNC Locknut	8
11	59563-001	7/8"-9 UNC 7 1/2" Pivot Bolt	8
12	59504-000	Plastic Liner	8
13	59485-000	Transverse Leaf 9/98-12/99	1
		Transverse Leaf Fastener Service Kit, Axle Set, 9/98-12/99, Includes Key Nos. 14-16	
	59565-001	Blue Bird TCRC/CSRE, TSFE/CIFE, HDRE	
	59565-002	Blue Bird TCFE/CSFE	
	59565-003	Blue Bird HDRE	
14	22962-001	3/4"-Hardened Flat Washer 9/98-12/99	16
15	49842-000	3/4"-10 UNC Locknut 9/98-12/99	8
16		3/4"-10 UNC Bolt 9/98-12/99	8
	50764-011	2 1/4"-Blue Bird TCRC/CSRE, TSFE/CIFE, HDRE	
	50764-005	3"-Blue Bird TCFE/CSFE	
	50764-010	4 1/4"-Blue Bird HDRE	

KEY NO.	PART NO.	DESCRIPTION	NO. REQ.
17	59524-000	Spacer Plate TCFE/CSFE HDFE 9/98-12/99 <i>(No Spacer Plate Needed for TCRC/CSRE, TSFE/CIFE, HDRE)</i>	2
18		Cross Member	1
	59538-000	•Models w/transverse torque rod 1/00-current	
	59540-000	•Models w/transverse leaf 9/98-12/99	
	50763-011	Cross Member Fastener Service Kit, Axle Set, Includes Key Nos 19-21, •Models w/transverse torque rod 1/00-current •Models w/transverse leaf, One Side 9/98-12/99	
19	22962-001	3/4"-Hardened Flat Washer	16
20	49842-000	3/4"-10 UNC Locknut	8
21	50764-011	3/4"-10 UNC 2.25" Bolt	8
		Air Spring Fastener Service Kit, Axle Set, Includes Key Nos. 22-24	
	49177-007	Blue Bird TCRC/CSRE, TCFE/CSFE/HDRE, HDRE, QBRE/C4RE	
	49177-008	Blue Bird TSFE/CIFE (Flat Floor)	
22		Air Spring	2
	59484-002	Blue Bird TCRC/CSRE, TCFE/CSFE/HDRE, HDRE, QBRE/C4RE	
	59601-002	TSFE/CIFE (Flat Floor)	
23	22962-014	1/2"-Hardened Flat Washer	2
24	17700-010	1/2"-13 UNC Nylocknut	2
25		Shock Absorber	2
	60665-005	•9/98-11/01 <i>Replaces 59483-000</i>	
	60998-002	•11/01-current	
	50754-005	Shock Fastener Service Kit, One Side, Includes Key Nos. 27-29 (OEM supplied after 11/01)	
26	22962-001	3/4"-Hardened Flat Washer	2
27	49842-000	3/4"-10 UNC Locknut	1
28	50764-003	3/4"-10 UNC 3.5" Bolt	1
	59013-000	Height Control Valve Service Kit, One Side, Includes Key Nos. 29-31	
29	22962-028	1/4"-Hardened Washer	2
30	49983-000	1/4"-20 UNC Locknut	2
31	60501-000	Height Control Valve	1
32	58994-010	Height Control Valve Linkage Assembly, Includes Key Nos. 33-39	2
33		**5/16"-18 UNC Nut	2
34		**5/16"-Hardened Washer	2
35		**Valve Arm Clamp	1
36		**Adjustment Valve Arm Joint	1
37		**Extension Rod	1
38		**5/16"-18 UNC Locknut	2
39		**5/16"-18 UNC Stud	2
	59553-000	HPS Air Spring Bracket Axle Service Kit, Includes Key Nos. 40-41	
40	59479-003	LH Air Spring Reinforcement Bracket	1
	59479-004	RH Air Spring Reinforcement Bracket	1
41	59482-001	LH Upper Air Spring Hanger	1
	59482-002	RH Upper Air Spring Hanger	1
42	62000-745	Transverse Torque Rod •1/00-current, <i>Replaces 32271-117</i>	2
	49176-010	Transverse Rod Fastener Service Kit •1/00-current, Includes Key Nos. 44-47	
43	32043-007	5/8"-11 UNC 7.0" Hex Bolt	1
44	32043-019	5/8"-11 UNC 5.5" Hex Bolt	1
45	22962-004	5/8"-Hardened Washer	4
46	47764-000	5/8"-11 UNC Locknut	2
47	59537-001	Dowel Pin	2

NOTE: * The following Axle Seats must be replaced in pairs with following Service Kits. Each kit contains one left hand and one right hand Axle Seat.

64412-001 Replaces 60303-001, 59515-002, & 59515-001 (Blue Bird TSFE/CIFE, TCFE w/ Flat Floor)
64412-002 Replaces 60320-001, 59509-002, & 59509-001 (Blue Bird TCRC/CSRE, & QBRE)

** Item included in assembly only, part not sold separately.

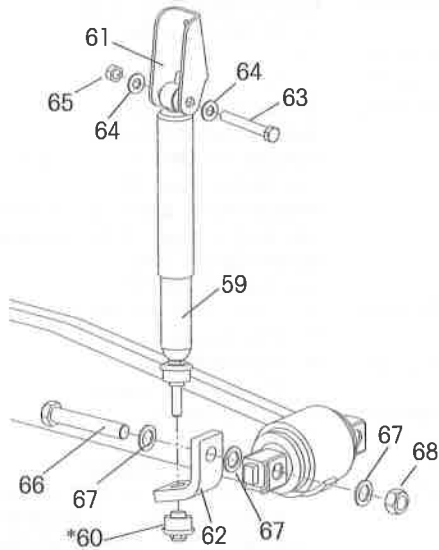


KEY NO.	PART NO.	DESCRIPTION	NO. REQ.
1		***Equalizing Beam Assembly, 400/460	2
	64846-003	52", with Shock Bracket	
	64847-003	52", w/o Shock Bracket	
	64846-001	54", with Shock Bracket	
	64847-001	54", w/o Shock Bracket	
	64846-002	60", with Shock Bracket	
	64847-002	60", w/o Shock Bracket	
	34013-088L	Bar Pin Bushing Service Kit, One Wheel End, Includes Key Nos. 2-6	
2		*Bar Pin Bushing	4
3	48941-000	1"-8 UNC Hex 6.0" Bolt	8
4	22962-008	1" Hardened Washer	16
5	48942-000	1"-8 UNC Locknut	8
6		Bar Pin Shim	8
	50130-000	0.19 / 0.19	
	50131-000	0.25 / 0.12	
7		Saddle Assembly	2
		•Vehicles built after Jan. 12, 2003	
	64642-000	HAULMAAX 400	
	64643-000	HAULMAAX 460	
		•Vehicles built prior to Jan. 13, 2003 see chart on page 195 for replacement kits	
	64829-000	HAULMAAX 400, Obsolete	
	64828-000	HAULMAAX 460, Obsolete	
8	60818-001	½"-13 UNC 1.5" Flange Bolt	4
9	60819-000	½"-13 UNC Flange Nut	4
	64179-028	Rebound Strap Service Kit, One Side, Includes Key Nos. 10-15	
10	57878-003	Rebound Strap	2
11	60612-000	Rebound Clip	2
12	60818-002	½"-13 UNC 2.25" Flange Bolt	4
13	60819-000	½"-13 UNC Flange Nut	4
14	21867-007	¾"-16 UNF 6.0" Hex Bolt	2
15	30191-000	¾"-16 UNF Locknut	2
	64179-037	**Tie-bar Bolster Spring Service Kit, One Wheel End, Includes Key Nos. 16-19	
16		*Tie-bar Bolster Spring	8
17	60818-003	½"-13 UNC 10.0" Flange Bolt	4
18	60819-000	½"-13 UNC Flange Nut	36
19	65742-000	Bolster Spring Spacer	4
	64179-002	**Bolster Spring w/o Tie-bar Service Kit, One Wheel End, Includes Key Nos. 20-21	
20		*Bolster Spring	8
21	60819-000	½"-13 UNC Flange Nut	32
22	64890-000	Wear Plate <i>Replaces 60498-001 and 60498-002</i>	4
	64179-004	Auxiliary Spring Service Kit, One Side, Includes Key Nos. 23-25	
23	60314-000	Auxiliary Spring	4
24	60818-002	½"-13 UNC 2.25" Flange Bolt	6
25	60819-000	½"-13 UNC Flange Nut	6
	57974-046	HMX Contact Plate Kit w/Fasteners, One Side, Includes Key Nos. 26, 27a, 28a	
26		Auxiliary Spring Contact Plate	2
27a	67290-001	•Vehicles built after 11/07 ¾"-11 UNC 1.5" XL Flange Bolt	8
27b	60818-001	•Vehicles built prior to 11/07 ***½"-13 UNC 1.5" Flange Bolt	
28a	67291-000	•Vehicles built after 11/07 ¾"-11 UNC XL Flange Nut	8
28b	60819-000	•Vehicles built prior to 11/07 ***½"-13 UNC Flange Nut	
29	22962-014	***Auxiliary Spring Contact Plate Spacer •Vehicles built prior to 11/07	8
30	60613-000	Rebound Support Angle	2

KEY NO.	PART NO.	DESCRIPTION	NO. REQ.
31	59384-000	Auxiliary Spring Bracket	2
32	60874-000	Auxiliary Spring Spacer	2
33	60791-000	Auxiliary Spring Shim - 0.25"	6
34		½"-13 UNC Flange Bolt	4
	60818-001	1.5"	
	60818-002	2.25"	
35	60819-000	½"-13 UNC Flange Nut	4
36a		Outboard Frame Bracket •Vehicles built after Jan. 12, 2003 see chart on page 195	2
36b		•Paccar vehicles prior to Jan. 13, 2003 see chart on page 195 for replacement kits	
37		Inboard Frame Bracket, see chart on page 195	2
38	32043-004	⅝"-11 UNC 2.25" Hex Bolt ****M16 Hex Bolt	12
39	22962-004	⅝" Hardened Washer ****M16 Hardened Washer	24
40	47764-000	⅝"-11 UNC Locknut ****M16 Locknut	12
41		Inboard Spacer (<i>if equipped</i>)	2
	60618-001	⅛" (For Freightliner Vehicles w/Insert; For Paccar Vehicles - ⅜" Frame Rail w/Insert and ½" Frame Rail w/o insert)	
	60618-002	⅜" (For Paccar Vehicles - ⅜" Frame Rail w/2 inserts)	
	64179-038	Outboard Frame Bracket to Saddle Assembly Fastener Kit, Axle Set, Includes Key Nos. 42-44	
	64179-039	Outboard Frame Bracket to Saddle Assembly Fastener Kit, One Side, Includes Key Nos. 42-44	
42	58258-014	M20 x 2.5-6G 65 mm Hex Bolt	20
43	58246-018	M20 Hardened Washer	40
44	58259-001	M20 x 2.5-6H Locknut	20
45	60304-000	Upper Shock Bracket (<i>if equipped</i>)	4
		Shock Absorber Service Kit, One Wheel End, Includes Key Nos. 46-50	
	64178-005	16.5" Saddle Ht.	
	64178-006	17.5"/18.5" Saddle Ht.	
46		Shock Absorber Assembly, Includes Key No. 47	4
	60680-004L	16.5" Saddle Ht.	
	60680-005L	17.5"/18.5" Saddle Ht.	
47		*Retaining Washer and Bushing	8
48	32043-003	⅝"-11 UNC 3.25" Hex Bolt	4
49	22962-004	⅝" Hardened Washer	8
50	47764-000	⅝"-11 UNC Locknut	4
51		ULTRA ROD® Longitudinal Torque Rod Straddle/Straddle Assembly, One Per Axle, Includes Key No. 52	
	62000-	Front, Specify Length	
	62001-	Rear, Specify Length	
	60218-000	ULTRA ROD Two-Piece Torque Rod Kit	
52	47691-000	ULTRA ROD Straddle Bushing (Not Shown)	4
53	62350-	ULTRA ROD Transverse Torque Rod Straddle/Taper Assembly, Specify Length, Includes Part Nos. 54-55	2
	60215-000	ULTRA ROD Two-Piece Torque Rod Kit	
54	47691-000	ULTRA ROD Straddle Bushing (Not Shown)	2
55	64697-000H	ULTRA ROD Taper Bushing (Not Shown)	2
56		****Transverse Rod Axle Bracket	2
57	22186-000	Transverse Rod Frame Bracket	2
58	45045-003	Back-up Plate (for Torque Rod)	2

HAULMAAX AFTERMARKET SHOCK ABSORBER KIT

For beams not equipped with shock mounts



KEY NO.	PART NO.	DESCRIPTION	NO.REQ.
		Shock Absorber Service Kit,	
		• Beams Not Equipped with Shock Mount, Includes Key Nos. 59-68	
	64178-003	16.5" Saddle Ht.	
	64178-004	17.5"/18.5" Saddle Ht.	
	64178-009	16.5" Saddle Ht. for Mack Vehicles	
59		Shock Absorber Assembly, Includes Key No. 60	4
	60680-004L	16.5" Saddle Ht.	
	60680-005L	17.5"/18.5" Saddle Ht.	
60		*Retaining Washer and Bushing	2
61	64146-000	Upper Shock Bracket	4
62		Lower Shock Bracket	
	64148-001	Front	2
	64148-002	Rear (Not Shown)	2
63	32043-003	5/8"-1 UNC 3.25" Hex Bolt	4
64	22962-004	5/8" Hardened Washer	8
65	47764-000	5/8"-1 UNC Locknut	4
66	48941-001	1"-8 UNC 6.75" Hex Bolt	4
67	22962-008	1" Hardened Washer	12
68	48942-000	1"-8 UNC Locknut	4

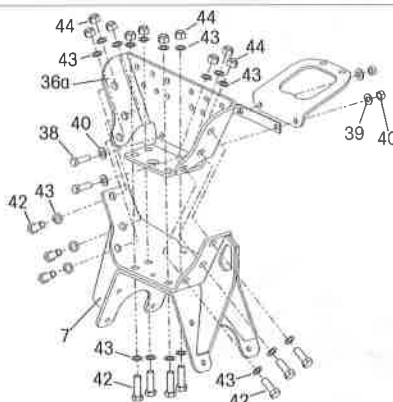
NOTE * Item included in assembly only, part not sold separately.

** HAULMAAX 460 suspensions that were built with the previous bolster spring version must be serviced with the new tie-bar bolster spring – Kit No. 64179-037. All HAULMAAX 400 suspensions can continue to be serviced using the existing bolster springs – Kit No. 64179-002 or if preferred, can be replaced with the tie-bar bolster spring Kit No. 64179-037. Refer to Hendrickson Technical Bulletin SEU-0225 for more information.

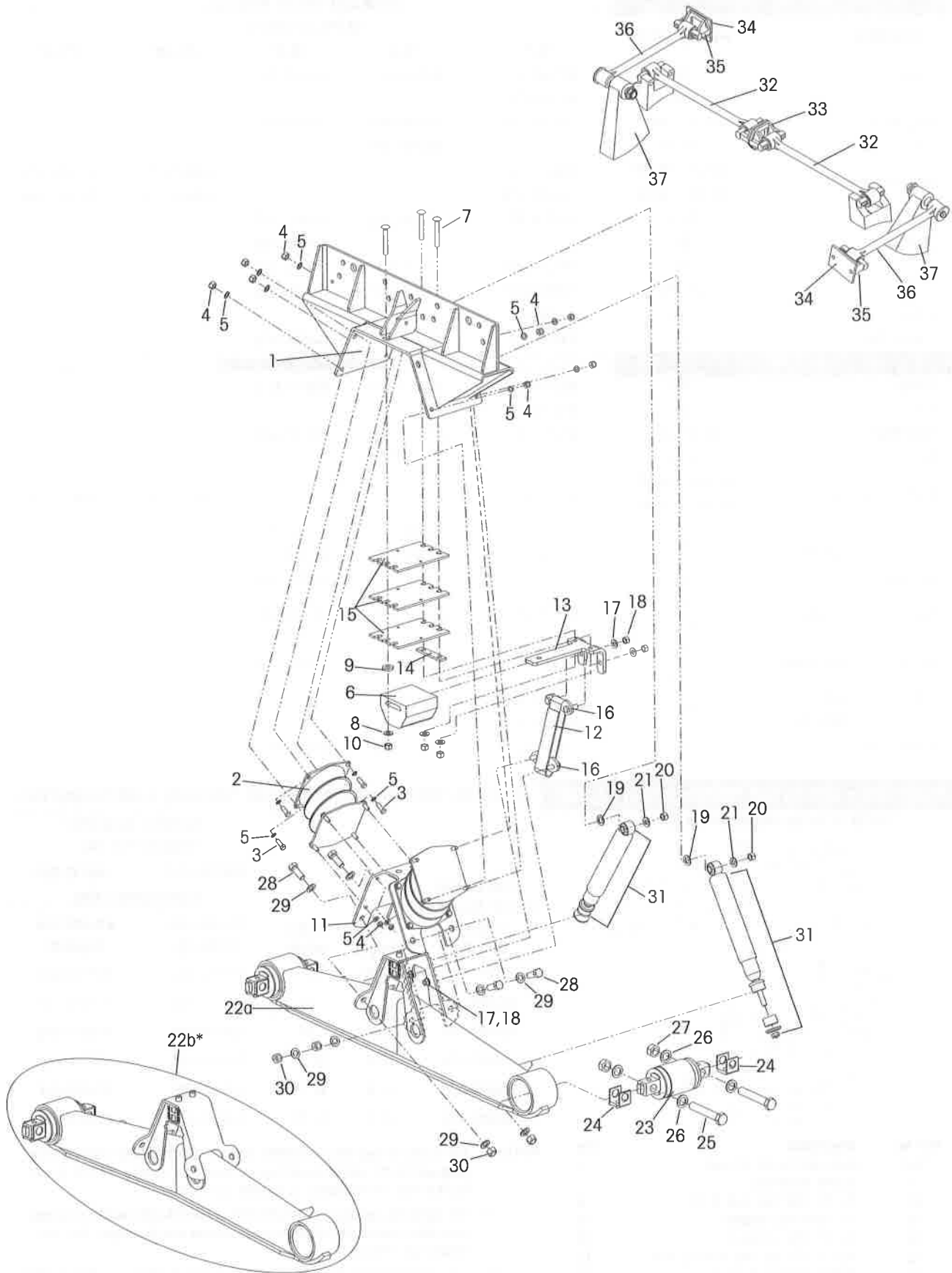
*** For vehicles built prior to November 2007, when replacing the auxiliary spring contact plate or equalizing beam, Kit No. 57974-046 is required. The kit will include the larger diameter fasteners, instructions to address adjustments necessary and will eliminate the need for Key No. 29, auxiliary spring contact plate spacers.

**** Not supplied by Hendrickson, used for reference only. Refer to vehicle manufacturer for more information. Hendrickson is not responsible for components supplied by vehicle manufacturer.

Vehicles Built AFTER January 13, 2003		FRAME BRACKET KITS				
KEY NO. 36a		Outboard Frame Bracket				
CUSTOMER	FRAME WIDTH	SADDLE HEIGHT				
		16.5"	17.5"	18.5"	20.25"	22.5"
Autocar	34"	64595-611	64595-612	64595-613		
CCC	34"	64595-001				
Freightliner	34.3" - 34.5"	64636-001	64636-002	64636-003		
GM	34.75"		64595-701			
International Truck	34.12" - 34.25"	64595-101			64595-105	64595-107
	34.68" - 34.94"	64595-104			64595-106	64595-108
Mack	33.5"	64595-301	64595-302	64595-303		
Oshkosh	34"			64595-003		
Paccar	34"	64595-001	64595-002	64595-003		
	34.75"	64595-004	64595-005	64595-006		
Volvo	33.5"	64595-301				
Western Star	34"	64595-001	64595-002	64595-003		
KEY NO. 37		Inboard Frame Bracket				
Autocar	34"	60617-601	60617-602	60617-603		
CCC	34"	65078-001				
Freightliner	34.3"-34.5"	60617-501	60617-502	60617-503		
GM	34.75"		60617-701			
International Truck	34.12" - 34.25"	60617-101			60617-103	60617-103
	34.68" - 34.94"					
Mack	54"	64988-301	64988-301	64988-301		
	52-60"	64988-311	64988-311	64988-311		
Oshkosh	34"			65078-003		
Paccar	w insert	65078-001	65078-002	65078-003		
Paccar	w/o insert	65079-001	65079-002	65079-003		
Volvo	54"	64988-302				
	60-72.5"	64988-312				
Western Star	34"	60617-501	60617-502	60617-503		

Paccar ONLY – Vehicles Built PRIOR to January 13, 2003		Outboard Frame Bracket and Saddle Assembly Replacement Kits				
***57974 Series Replacement Kit Contents		*OUTBOARD FRAME BRACKET		**SADDLE ASSEMBLY		
KEY NO.	Description	Original Part No.	Saddle Height	Frame Width	Original Part No.	
					64829-000	64828-000
		Replacement Kits				
		40,000 lbs. Capacity			46,000 lbs. Capacity	
		59399-001	16.5"	34"	57974-024	57974-030
		59399-002	17.5"	34"	57974-025	57974-031
		59399-003	18.5"	34"	57974-026	57974-032
		59399-004	16.5"	34.75"	57974-027	57974-033
		59399-005	17.5"	34.75"	57974-028	57974-034
		59399-006	18.5"	34.75"	57974-034	57974-035
36a	Outboard Frame Bracket					
7	Saddle Assembly					
38	5/8"-11 UNC Hex Bolt 2.25"					
39	5/8" Hardened Washer					
40	5/8"-11 UNC Locknut					
42	M20 x 2.5"-6G Hex Bolt 65 MM					
43	M20 Hardened Washer					
44	M20 x 2.5"-6H Locknut					
Qty.						
		1				
		1				
		14				
		28				
		14				
		10				
		20				
		10				
						
NOTE: * Any customer replacing a 59399- series outboard frame brackets must also update the saddle assembly and hardware using a 57974 series kit. Two kits are necessary to convert one vehicle. ** Any customer replacing a 64829-000 or 64828-000 saddle assembly must also update the outboard frame bracket and hardware. Two kits needed per vehicle. *** For replacement kit Assembly Instructions see literature no. 59310-020.						

11/00 to current



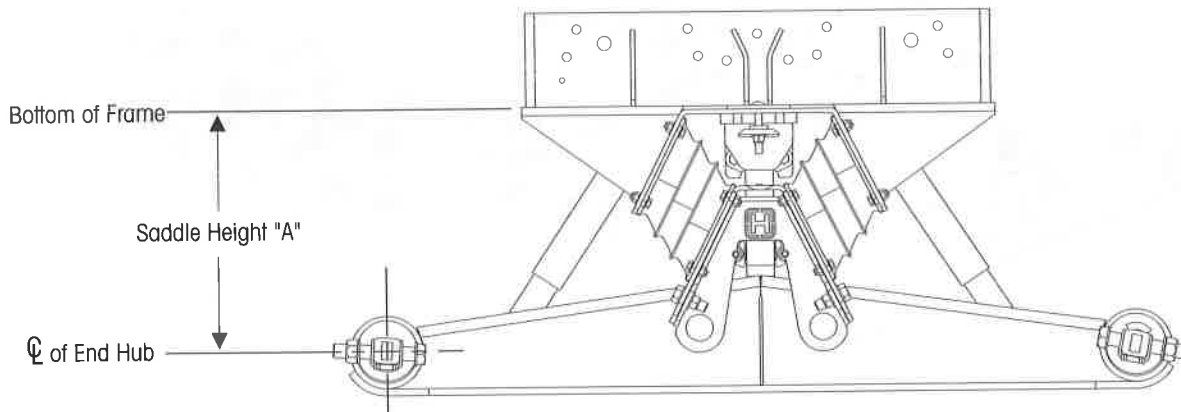
KEY NO.	PART NO.	DESCRIPTION	NO. REQ.	KEY NO.	PART NO.	DESCRIPTION	NO. REQ.
1		HN 402/462 Saddle Assembly, Includes Key Nos. 2-19	2	22b		*Equalizing Beam Assembly	2
	60686-	Specify Truck Manufacturer and Saddle Height "A" as shown in the illustration below — 16.5", 17.5", or 18.5"			57889-004	HN 402, 52" Non-Shim Type	
	58650-	Specify Truck Manufacturer and Saddle Height "A" as shown in the illustration below — 20.25" or 22.50"			57889-005	HN 402, 52" Shim Type	
					57889-001	HN 402, 54" Non-Shim Type	
					57889-002	HN 402, 54" Shim Type	
2	60879-000L	Bolster Spring Kit, One Set (2 pc)			34013-088L	Bar Pin Bushing Kit, Shlm Type One Wheel End, Includes Key Nos. 23-27	
3	25114-011	7/16"-20 UNF 1.25" Bolt	32	23		**Bar Pin End Bushing	4
4	48949-000	7/16"-20 UNF-2B Locknut	32	24		Bar Pin Shim	8
5	22962-027	7/16" Washer	64		50130-000	.19 / .19	
6	60314-000	Auxiliary Spring Assembly	2		50131-000	.25 / .12	
7	58196-005	1/2"-13 UNC-2A Round Head Square Neck 3.25" Bolt	6	25	48941-000	1"-8 UNC 6.0" Hex Bolt	4
8	22962-011	1/2" Washer	6	26	22962-008	1" Hardened Washer	8
9	22962-020	1/2" Washer	2	27	48942-000	1"-8 UNC Locknut	4
10	49846-000	1/2"-13 UNC-2A Locknut	6		58440-001	Vee Plate Fastener Kit, One Side, Includes Key Nos. 28-30	
11	58343-001	Saddle Vee Bracket	2	28	50764-006	3/4"-10 UNC-2A Hex Head Bolt	8
12	57878-003	Rebound Strap	2	29	22962-001	3/4" Washer	16
13	58948-001	Rebound Strap Mounting Plate	2	30	49842-000	3/4"-10 UNC-2B Locknut	8
14	58949-000	Auxiliary Spring Mounting Plate Shim	2	31	60680-003L	Shock Absorber	4
15	58960-003	Auxiliary Spring Mounting Shim	2	32	60218-000	***Torque Rod Assembly	2
16	60639-000	Anchor Plate Assembly, Includes Key Nos. 17-18	4	33	22186-000	Torque Rod Frame Bracket	2
17		**1/2" Washer	8		42518-	Transverse Rod Assembly Service Kit, Axle Set, Includes Key Nos. 34-37	
18		**1/2"-13 UNC-2A Locknut	8	34	45045-003	Backup Plate	2
19	22962-001	3/4" Washer	4	35	22186-000	Transverse Rod Frame Bracket	2
20	30585-000	5/8" Upper Shock Locknut	4	36	60215-000	Transverse Torque Rod	2
21	22962-004	5/8" Upper Shock Washer	4	37		Transverse Rod Axle Bracket, See Lit. No. 59310-004 for proper axle bracket and Assembly Instructions	2
22a		Equalizing Beam Assembly	2				
	58494-001	HN 462, 54" Non-Shim Type					
	58494-002	HN 462, 54" Shim Type					
	58494-005	HN 402/462, 60" Non-Shim Type					
	58494-006	HN 402/462, 60" Shim Type					
	58494-009	HN 402/462, 72.5" Non-Shim Type					
	58494-010	HN 402/462, 72.5" Shim Type					
	59973-003	HN 522, 54" Shim Type					

NOTE: Brackets for drive axles are supplied by the axle manufacturer.

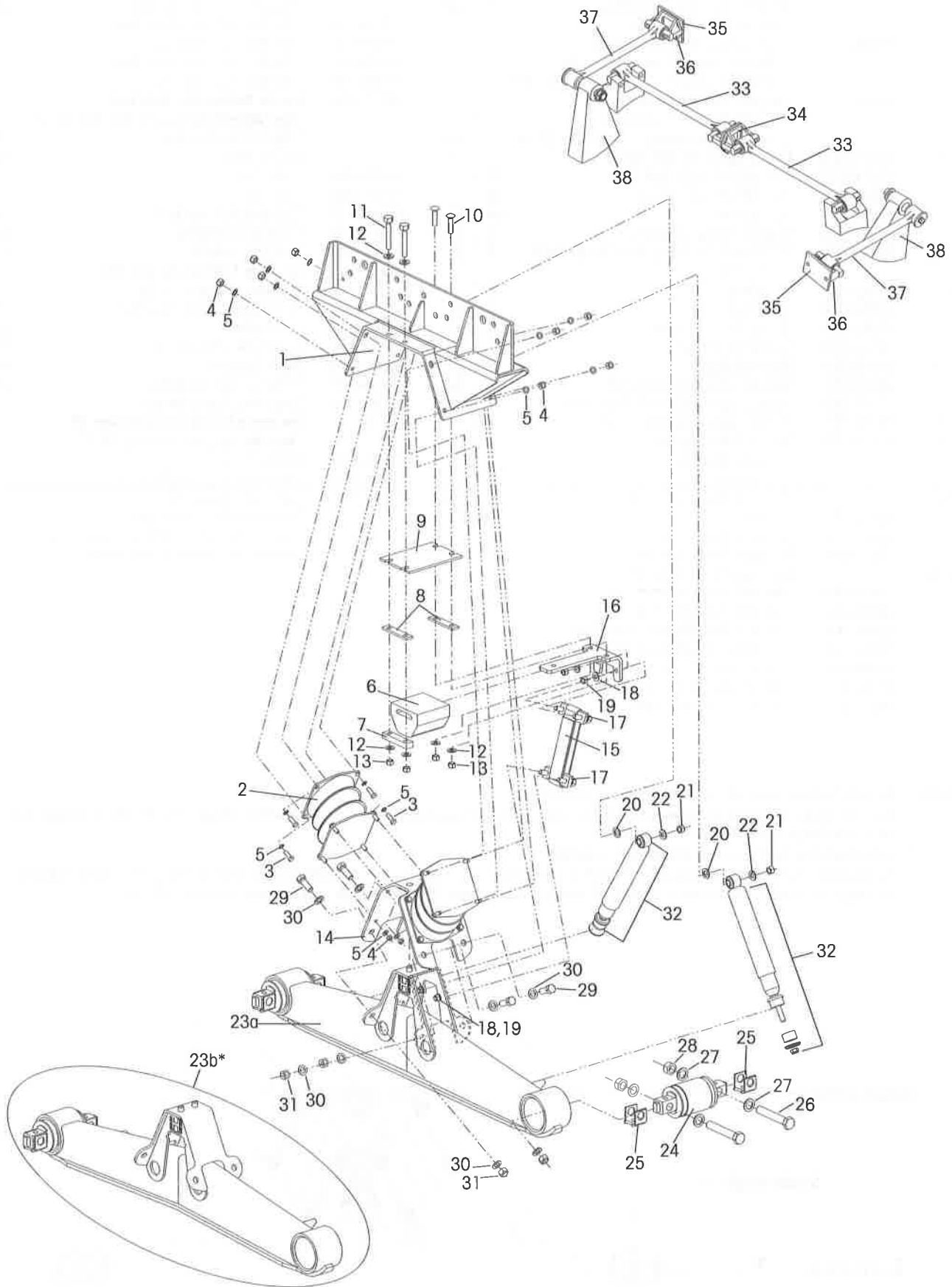
* The inset shows the difference between the HN 462 and the HN 402 equalizing beam. Notice the bottom flange of the HN 462 is straight and the bottom flange of the HN 402 is formed.

** Item included in assembly only, part not sold separately.

*** Hendrickson's part number is stamped on the rod for identification. Be sure to include the suffix number when ordering, this number indicates rod length. Hendrickson's two-piece ULTRA ROD® can be used to create the desired length. See Selection Guide 45745-148.

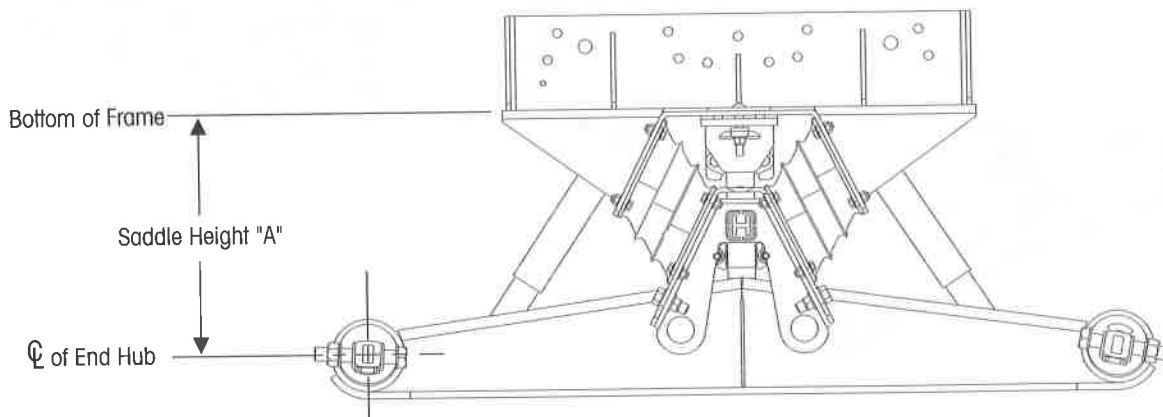


9/98 to 11/00

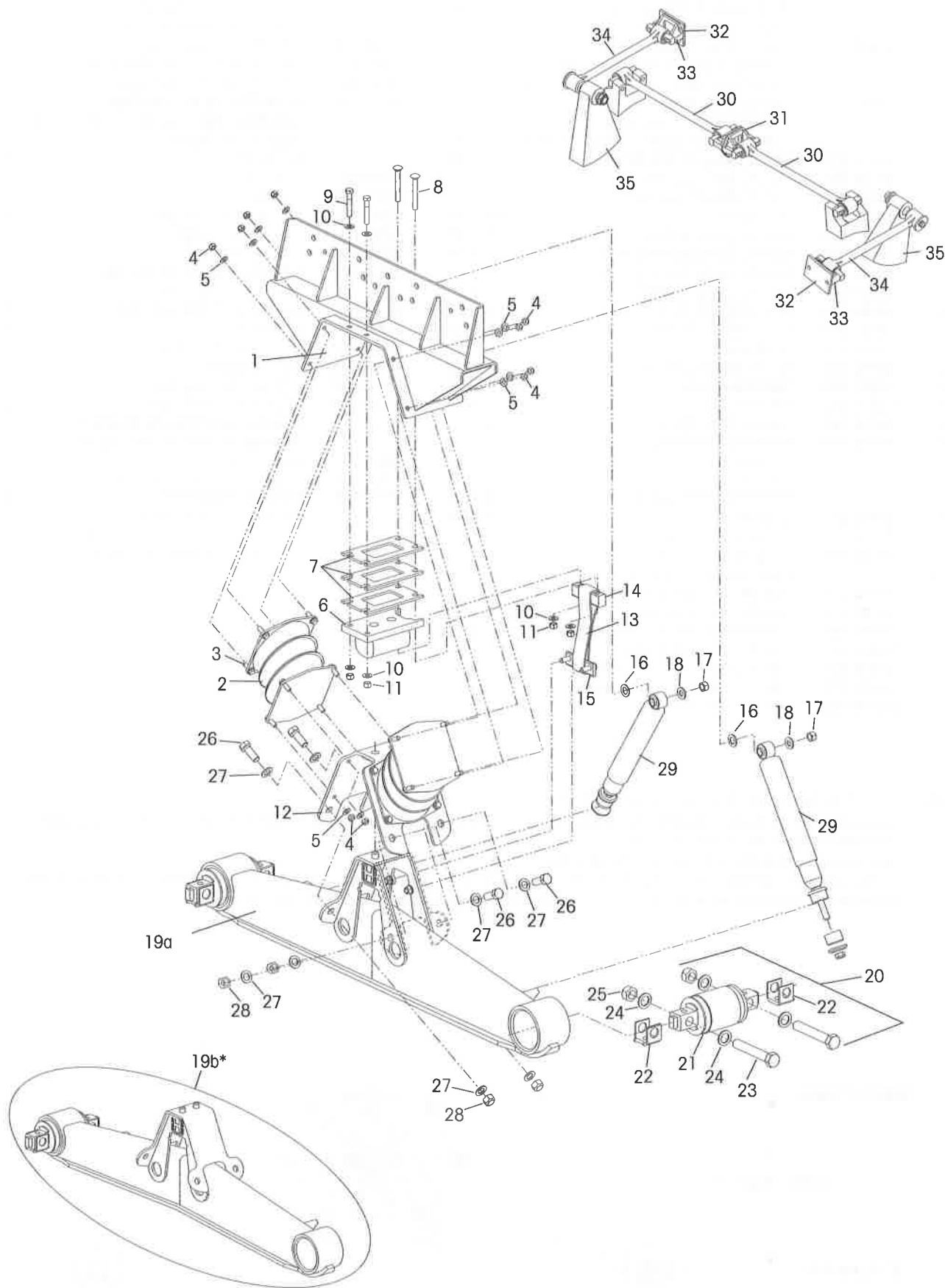


KEY NO.	PART NO.	DESCRIPTION	NO. REQ.	KEY NO.	PART NO.	DESCRIPTION	NO. REQ.
1		HN 402/462 Saddle Assembly, Includes Key Nos. 2-20	2	23b		*Equalizing Beam Assembly	2
	60686-	Specify Truck Manufacturer and Saddle Height "A" as shown in the illustration below — 16.5", 17.5", or 18.5"			57889-004	HN 402, 52" Non-Shim Type	
	58650-	Specify Truck Manufacturer and Saddle Height "A" as shown in the illustration below — 20.25" or 22.50"			57889-005	HN 402, 52" Shim Type	
2	60879-000L	Bolster Spring Kit, One Set (2 pc)			57889-001	HN 402/462, 54" Non-Shim Type	
3	25114-011	7/16"-20 UNF 1.25" Bolt	32		57889-002	HN 402/462, 54" Shim Type	
4	48949-000	7/16"-20 UNF-2B Locknut	32		34013-088L	Bar Pin Bushing Kit, Shim Type One Wheel End, Includes Key Nos. 24-28	
5	22962-027	7/16" Washer	64	24		**Bar Pin End Bushing	4
6	58947-000	Auxiliary Spring Assembly	2	25		Bar Pin Shim	8
7	58948-000	Auxiliary Spring Mounting Plate	2		50130-000	.19 / .19	
8	58949-000	Auxiliary Spring Mounting Plate Shim	4		50131-000	.25/.12	
9	58960-001	Auxiliary Spring Mounting Shim	2	26	48941-000	1"-8 UNC 6.0" Hex Bolt	4
10	58196-004	1/2"-13 UNC RD HD 2.25" Bolt	4	27	22962-008	1" Hardened Washer	8
11	24531-016	1/2"-13 UNC 3.50" Bolt	4	28	48942-000	1"-8 UNC Locknut	4
12	22962-011	1/2" Washer	12		58440-001	Vee Plate Fastener Kit, One Side, Includes Key Nos. 29-31	
13	49846-000	1/2"-13 UNC-2A Locknut	8	29	50764-006	3/4"-10 UNC-2A Hex Head Bolt	8
14	58343-000	Saddle Vee Bracket	2	30	22962-001	3/4" Washer	16
15	57878-003	Rebound Strap	2	31	49842-000	3/4"-10 UNC-2B Locknut	8
16	58524-000	Rebound Strap Mounting Plate	2	32	60680-003L	Shock Absorber	4
17	59779-000	Anchor Plate Assembly, Includes Key Nos. 18-19	4	33	60218-000	***Torque Rod Assembly	2
18		**1/2" Washer	8	34	22186-000	Torque Rod Frame Bracket	2
19		**1/2"-13 UNC-2A Locknut	8		42518-	Transverse Rod Assembly Service Kit, Axle Set, Includes Key Nos. 35-38	
20	22962-001	3/4" Washer	4	35	45045-003	Backup Plate	2
21	30585-000	5/8" Upper Shock Locknut	4	36	22186-000	Transverse Rod Frame Bracket	2
22	22962-004	5/8" Upper Shock Washer	4	37	60215-000	Transverse Torque Rod	2
23a		Equalizing Beam Assembly	2	38		Transverse Rod Axle Bracket, See Lit. No. 59310-004 for proper axle bracket and Assembly Instructions	2
	58494-001	HN 462, 54" Non-Shim Type					
	58494-002	HN 462, 54" Shim Type					
	58494-005	HN 402/462, 60" Non-Shim Type					
	58494-006	HN 402/462, 60" Shim Type					
	58494-009	HN 402/462, 72.5" Non-Shim Type					
	58494-010	HN 402/462, 72.5" Shim Type					
	59973-003	HN 522, 54" Shim Type					

NOTE: Brackets for drive axles are supplied by axle manufacturer.
 * The inset shows the difference between the HN 462 and the HN 402 equalizing beam. Notice the bottom flange of the HN 462 is straight and the bottom flange of the HN 402 is formed.
 ** Item included in assembly only, part not sold separately.
 *** Hendrickson's part number is stamped on the rod for identification. Be sure to include the suffix number when ordering, this number indicates rod length. Hendrickson's two-piece ULTRA ROD® can be used to create the desired length. See Selection Guide 45745-148.



4/96-8/98



Parts Lists

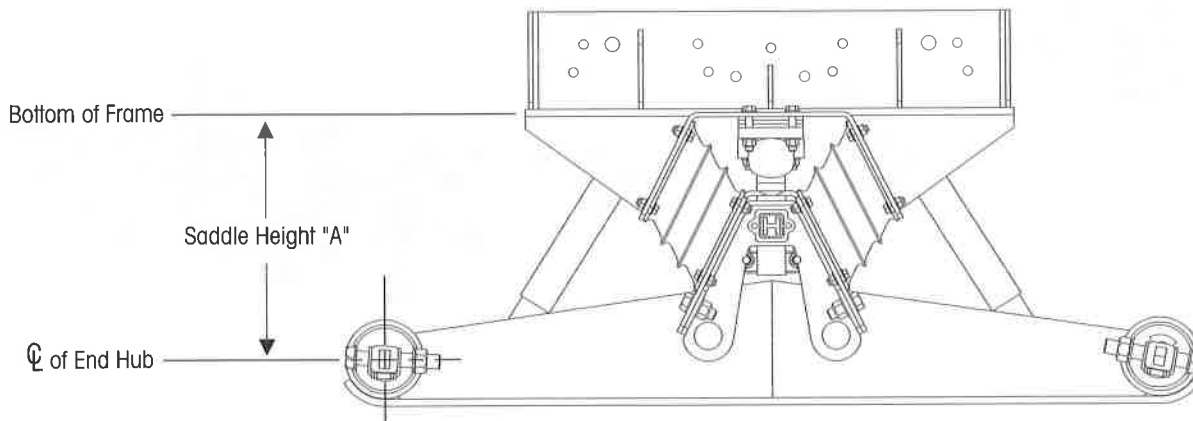
KEY NO.	PART NO.	DESCRIPTION	NO. REQ.	KEY NO.	PART NO.	DESCRIPTION	NO. REQ.
1		HN 402/462 Saddle Assembly, Includes Key Nos. 2-18	2	19b		*Equalizing Beam Assembly	2
	60686-	Specify Truck Manufacturer and Saddle Height "A" as shown in the illustration below — 16.5", 17.5", or 18.5"			57889-004	HN 402, 52" Non-Shim Type	
	58650-	Specify Truck Manufacturer and Saddle Height "A" as shown in the illustration below — 20.25" or 22.50"			57889-005	HN 402, 52" Shim Type	
					57889-001	HN 402/462, 54" Non-Shim Type	
					57889-002	HN 402/462, 54" Shim Type	
				20	34013-088L	Bar Pin Bushing Kit, Shim Type One Wheel End, Includes Key Nos. 21-25	
2	60879-000L	Bolster Spring	2	21		**Bar Pin End Bushing	4
3	25114-011	7/16"-20 UNF 1.25" Bolt	32	22		Bar Pin Shim	8
4	48949-000	7/16"-20 UNF-2B Locknut	32		50130-000	.19 / .19	
5	22962-027	7/16" Washer	64		50131-000	.25 / .12	
6	58189-000	Auxiliary Spring Assembly	2	23	48941-000	1"-8 UNC 6.0" Hex Bolt	4
7	57993-002	Spacer Plate	6	24	22962-008	1" Hardened Washer	8
8	58196-002	1/2"-13 UNC-2A Round Head Square Neck Bolt	4	25	48942-000	1"-8 UNC Locknut	4
9	24531-017	1/2"-13 UNC-2A Hex Head Bolt	4		58440-001	Vee Plate Fastener Kit, One Side, Includes Key Nos. 26-28	
10	22962-011	1/2" Washer	16	26	50764-006	3/4"-10 UNC-2A Hex Head Bolt	8
11	49846-000	1/2"-13 UNC-2A Locknut	12	27	22962-001	3/4" Washer	16
12	58343-001	Saddle Vee Bracket	2	28	49842-000	3/4"-10 UNC-2B Locknut	8
13	57878-003	Rebound Strap	2	29	60680-003L	Shock Absorber	4
14	58524-000	Rebound Strap Mounting Plate	2	30	60218-000	***Torque Rod Assembly	2
15	58376-000	Anchor Plate Assembly	2	31	22186-000	Torque Rod Frame Bracket	2
16	22962-001	3/4" Washer	4		42518-	Transverse Rod Assembly Service Kit, Axle Set, Includes Key Nos. 33-36	
17	30585-000	5/8" Locknut	4	32	45045-003	Backup Plate	2
18	22962-004	5/8" Washer	4	33	22186-000	Transverse Rod Frame Bracket	2
19a		Equalizing Beam Assembly	2	34	60215-000	Transverse Torque Rod	2
	58494-001	HN 462, 54" Non-Shim Type		35		Transverse Rod Axle Bracket, See Lit. No. 59310-004 for proper axle bracket and Assembly Instructions	2
	58494-002	HN 462, 54" Shim Type					
	58494-005	HN 402/462, 60" Non-Shim Type					
	58494-006	HN 402/462, 60" Shim Type					
	58494-009	HN 402/462, 72.5" Non-Shim Type					
	58494-010	HN 402/462, 72.5" Shim Type					
	59973-003	HN 522, 54" Shim Type					

NOTE: Brackets for drive axles are supplied by axle manufacturer.

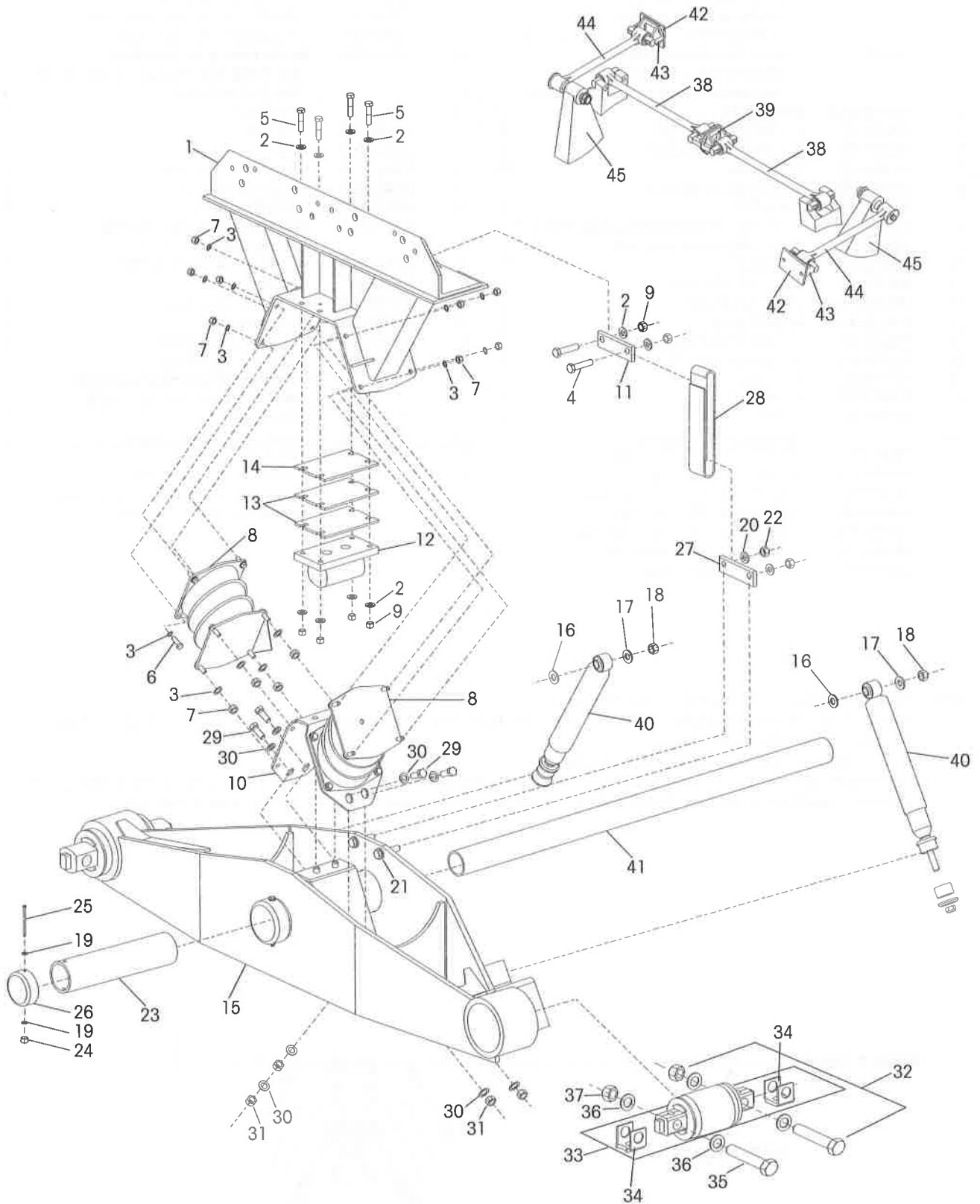
* The inset shows the difference between the HN 462 and the HN 402 equalizing beam. Notice the bottom flange of the HN 462 is straight and the bottom flange of the HN 402 is formed.

** Item included in assembly only, part not sold separately.

*** Hendrickson's part number is stamped on the rod for identification. Be sure to include the suffix number when ordering, this number indicates rod length. Hendrickson's two-piece ULTRA ROD® can be used to create the desired length. See Selection Guide 45745-148.



3/96-9/97



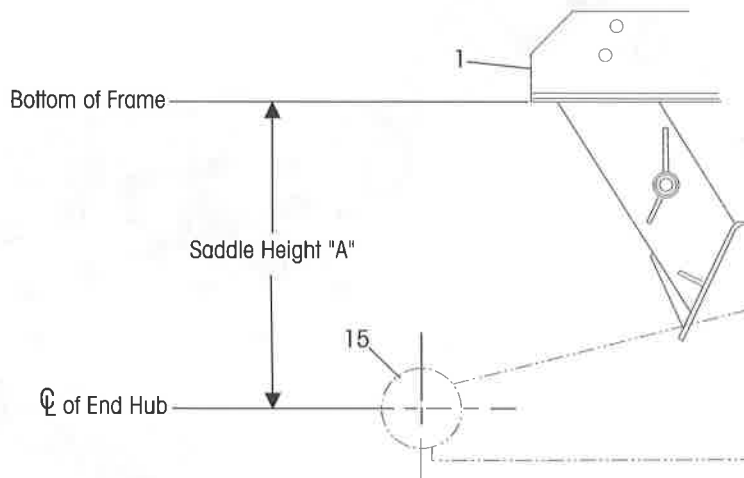
KEY NO.	PART NO.	DESCRIPTION	NO. REQ.
1	58223-	Saddle Assembly, Includes Key Nos. 2-9 Specify Truck Manufacturer and Saddle Height "A" as shown in the illustration below	2
2	22962-014	1/2" Hardened Washer	24
3	22962-027	7/16" Hardened Washer	64
4	24531-018	1/2"-13 UNC 1.75" Bolt	4
5	24531-019	1/2"-13 UNC 2.75" Bolt	8
6	25114-011	7/16"-20 UNF 1.25" Bolt	32
7	48949-000	7/16"-20 UNF Locknut	32
8	60879-000L	Bolster Spring	2
9	49846-000	1/2"-13 UNC Locknut	12
10	57461-000	Saddle Vee Bracket	2
11	57787-000	Rebound Control Anchor Plate	2
12	57962-000	Auxiliary Spring Assembly	2
13	57993-002	Shim Plate	4
14	57993-003	Shim Plate	2
15	58227-	Beam Assembly, Specify Length, Includes Key Nos. 16-28	2
16	22962-001	1/2" Inner Washer	4
17	22962-004	5/8" Outer Washer	4
18	30585-000	5/8" Locknut	4
19	22962-028	1/4" Washer	4
20	22962-014	1/2" Hardened Washer	16
21	24531-017	1/2"-13 UNC 2.25" Bolt	4
22	49846-000	1/2"-13 UNC Locknut	4
23	49972-000	Nylon Bushing	2
24	49983-000	1/4"-20 UNC Locknut	2
25	50698-000	1/4"-20 UNC 4.50" Bolt	2
26	56910-000	Center End Cap	2

KEY NO.	PART NO.	DESCRIPTION	NO. REQ.
27	57787-000	Rebound Control Anchor Plate	2
28	57878-003	Rebound Strap	2
	58440-001	Vee Plate Fastener Kit, One Side, Includes Key Nos. 29-31	
29	50764-006	3/4"-10 UNC-2A Hex Head Bolt	8
30	22962-001	3/4" Washer	16
31	49842-000	3/4"-10 UNC-2B Locknut	8
32	34013-088L	Bar Pin Bushing Kit, Shim Type One Wheel End, Includes Key Nos. 33-37	
33		*Bar Pin End Bushing	4
34		Bar Pin Shim	8
	50130-000	.19 / .19	
	50131-000	.25 / .12	
35	48941-000	1"-8 UNC 6.0" Hex Bolt	4
36	22962-008	1" Hardened Washer	8
37	48942-000	1"-8 UNC Locknut	4
38	60218-000	**Torque Rod Assembly	2
39	22186-000	Torque Rod Frame Bracket	2
40	60680-003L	Shock Absorber	4
41	44643-011	Cross Tube	1
	42518-	Transverse Rod Assembly Service Kit, Axle Set, Includes Key Nos. 42-45	
42	45045-003	Backup Plate	2
43	22186-000	Transverse Rod Frame Bracket	2
44	60215-000	Transverse Rod Assembly	2
45		Transverse Rod Axle Bracket, See Lit. No. 59310-004 for proper axle bracket and Assembly Instructions	2

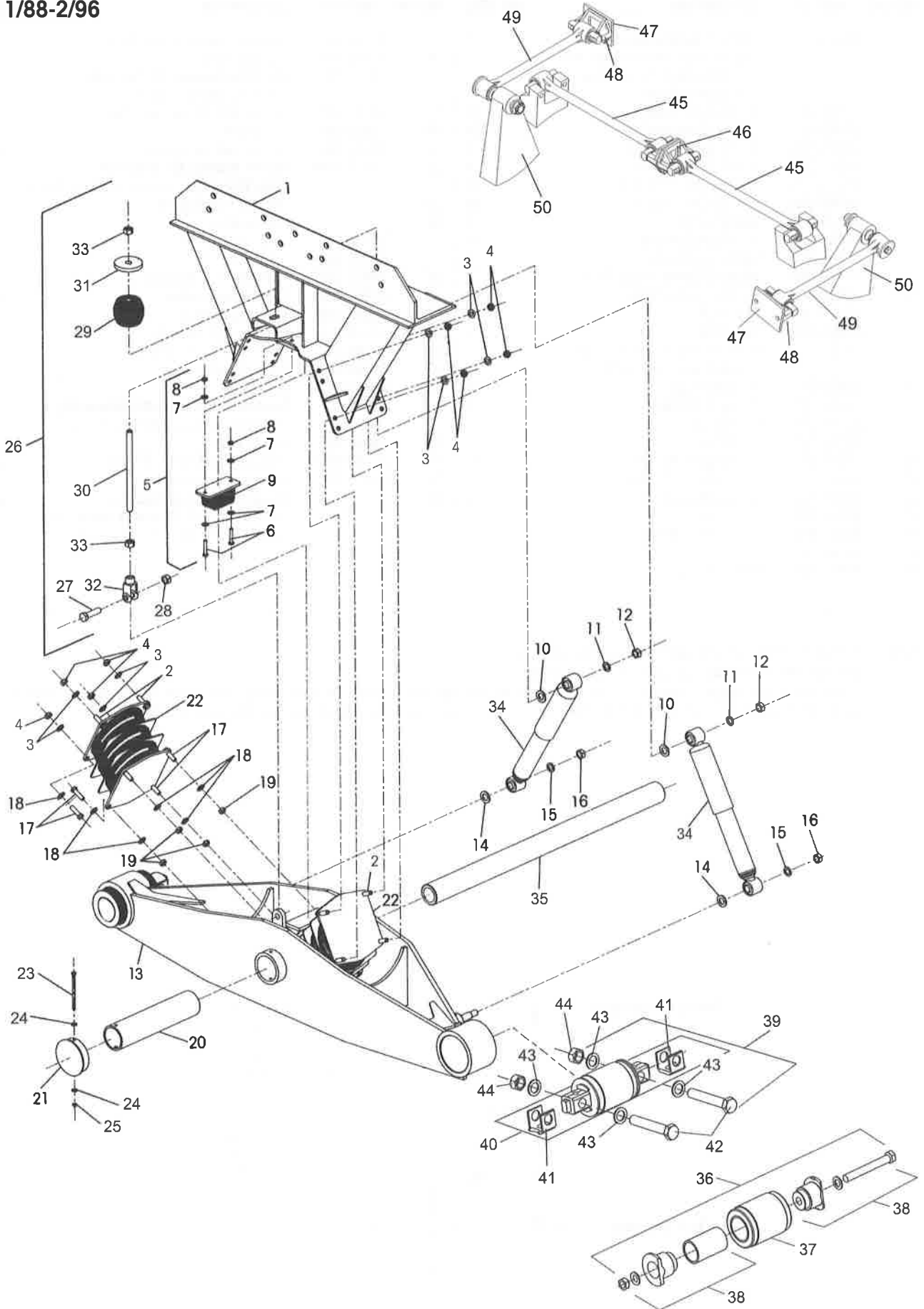
NOTE: Brackets for drive axles are supplied by axle manufacturer.

* Item included in assembly only, part not sold separately.

** Hendrickson's part number is stamped on the rod for identification. Be sure to include the suffix number when ordering, this number indicates rod length. Hendrickson's two-piece ULTRA ROD® can be used to create the desired length. See Selection Guide 45745-148.



11/88-2/96

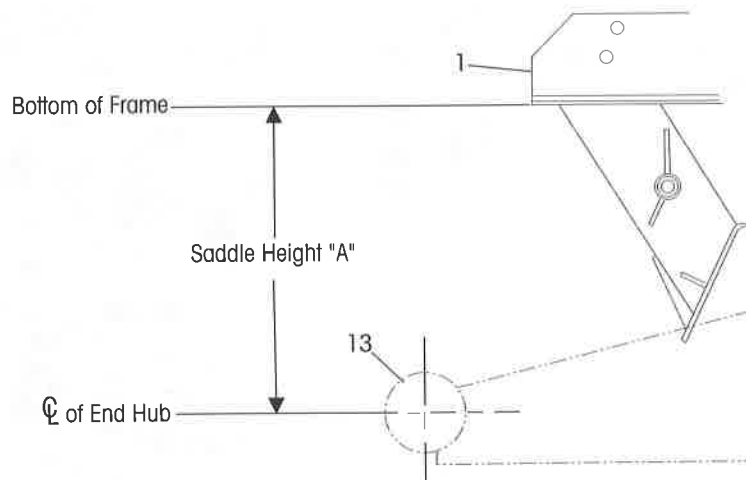


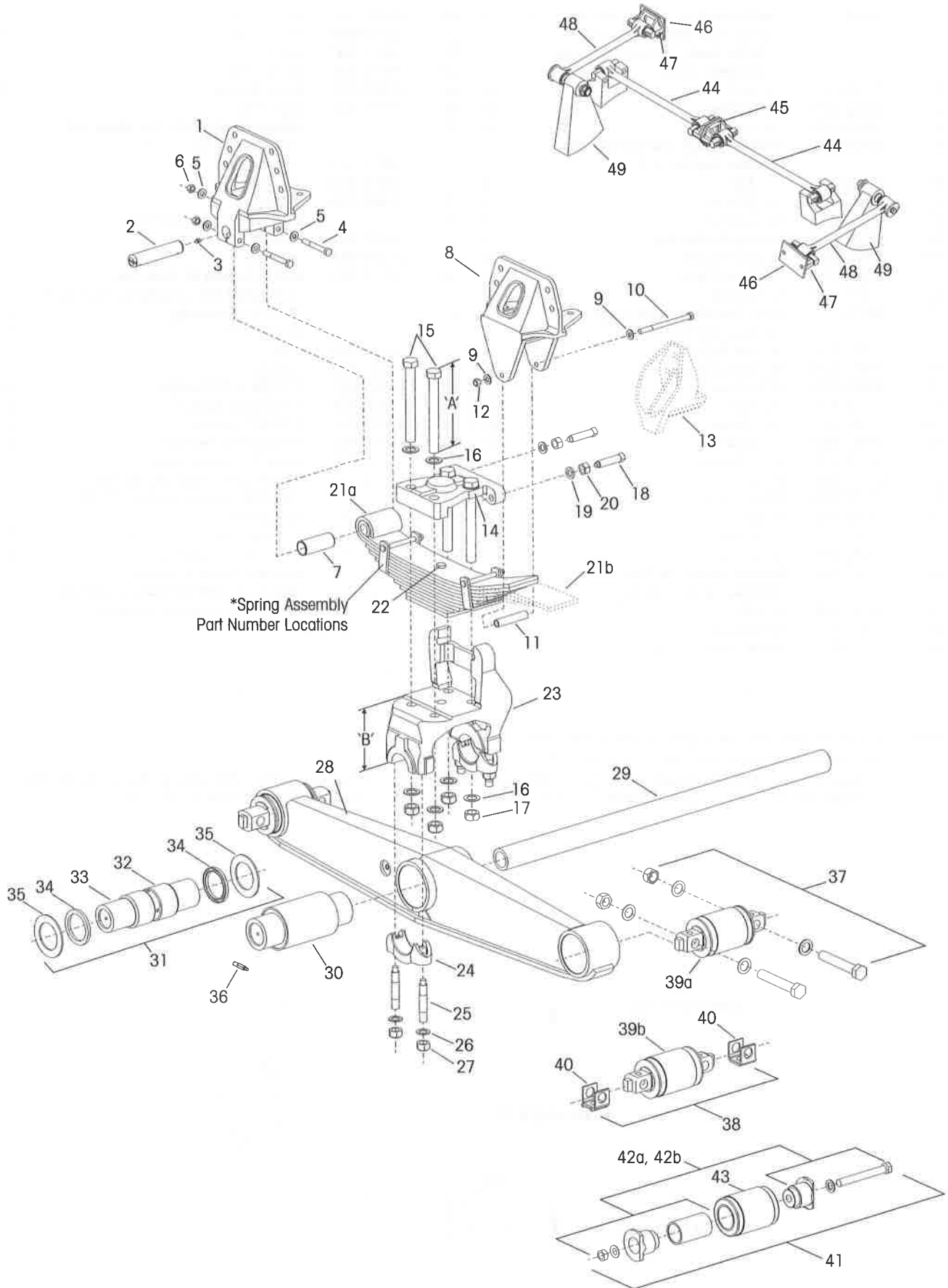
KEY NO.	PART NO.	DESCRIPTION	NO. REQ.	KEY NO.	PART NO.	DESCRIPTION	NO. REQ.
1	50787-	Saddle Assembly, Includes Key Nos. 2-12 Specify Truck Manufacturer and Saddle Height "A" as shown in the illustration below	2	30	49769-000	Anti-Roll Rod	2
2	25114-011	7/16" Bolt	16	31	49770-000	Threaded Washer	2
3	22962-027	7/16" Washer	32	32	49771-000	Clevis	2
4	48949-000	7/16" Locknut	16	33	49778-000	5/8" Hex Nut	4
5	49399-000	Rebound Rubber Stop Kit, One Side, Includes Key Nos. 6-9		34	60670-002	Shock Absorber	4
6	18160-011	5/16" Bolt	4	35	44643-011	Cross Tube	1
7	22962-029	5/16" Washer	8	36		Thru-Bolt Bushing Kit, One Wheel End, Includes Key Nos. 37-38	
8	48948-000	5/16" Locknut	4		34013-049L	HN 400	
9	49395-000	Rebound Rubber Stop	2		34013-073L	HN 460	
10	22962-001	3/4" Inner Washer	4	37	45900-000L	Bushing	4
11	22962-004	5/8" Outer Washer	4	38		Beam and Adapter Assembly	4
12	30585-000	5/8" Locknut	4		45000-007L	HN 400	
13	49976-	Beam Assembly, Specify Length, Includes Key Nos. 14-33	2		21140-034L	HN 460	
14	22962-001	3/4" Inner Washer	4	39	34013-088L	Bar Pin Bushing Kit, Shlm Type One Wheel End, Includes Key Nos. 40-41	
15	22962-004	5/8" Outer Washer	4	40		*Bar Pin End Bushing	4
16	30585-000	5/8" Locknut	4	41		Bar Pin Shim	8
17	25114-011	7/16" Bolt	16		50130-000	.19/.19	
18	22962-027	7/16" Washer	32		50131-000	.25/.12	
19	48949-000	7/16" Locknut	16	42	48941-000	1"-8 UNC 6.0" Hex Bolt	4
20	49972-000	Nylon Bushing	2	43	22962-008	1" Hardened Washer	8
21	56910-000	End Cap	2	44	48942-000	1"-8 UNC Locknut	4
22	64718-000	Bolster Spring	2	45	60218-000	**Torque Rod Assembly	2
23	50698-000	1/4" Bolt	2	46	22186-000	Torque Rod Frame Bracket	2
24	22962-028	1/4" Washer	2		42518-	Transverse Rod Assembly Service Kit, Axle Set, Includes Key Nos. 47-50	
25	49983-000	1/4" Locknut	2	47	45045-003	Backup Plate	2
26	49768-000	Rebound Control Kit, One Side, Includes Key Nos. 27-33		48	22186-000	Transverse Rod Frame Bracket	2
27	32043-004	5/8" Bolt	2	49	60215-000	Transverse Rod Assembly	2
28	47764-000	5/8" Locknut	2	50		Transverse Rod Axle Bracket, See Lit. No. 59310-004 for proper axle bracket and Assembly Instructions	2
29	48570-000	Hollow Rubber Spring	2				

NOTE: Brackets for drive axles are supplied by axle manufacturer.

* Item included in assembly only, part not sold separately.

** Hendrickson's part number is stamped on the rod for identification. Be sure to include the suffix number when ordering, this number indicates rod length. Hendrickson's two-piece ULTRA ROD® can be used to create the desired length. See Selection Guide 45745-148.





KEY NO.	PART NO.	DESCRIPTION	NO. REQ.	KEY NO.	PART NO.	DESCRIPTION	NO. REQ.
1		Forward Spring Hanger, Double Lock Pin, See RT/RTE Hanger Selection Guide 45745-038	2	29		Cross Tube, 447/8" Length	1
2	43146-000	Pin-1 3/8" Diameter Double Lock	2	44642-008L	RT/RTE 340, 1 15/16" Diameter		
3	33117-000	Lube Fitting	2	44643-009L	RT/RTE 343-463, 27/16" Diameter		
	29828-035	Front Lock Bolt Service Kit, One Hanger Includes Key Nos. 4-6		30		**Rubber Center Bushing	2
4	24531-009	1/2"-13 UNC Bolt	4	06664-000L	RT/RTE 340		
5	22962-011	1/2" Washer	8	22279-000L	RT/RTE-340 w/Loose End Plug		
6	49846-000	1/2"-13 UNC Locknut	4	49400-000L	RT/RTE 343/403		
7	30057-008L	Spring Eye Bushing, 1 3/8" I.D.	2	49600-000L	RT/RTE 343/403 w/Loose End Plug		
8		Rear Spring Hanger, See RT/RTE Hanger Selection Guide 45745-038	2	29483-005L	RT/RTE 463, Optional, Requires Transverse Rods		
9	22962-011	1/2" Hardened Washer	4	34013-097L	RT/RTE 463 w/ Loose End Plug, Optional, Requires Transverse Rods		
	29828-023	Rebound Bolt & Spacer Kit, One Hanger Includes Key Nos. 10-12		31		Bronze Center Bushing Service Kit, Two Beams Includes Key Nos. 32-36	
10	24531-005	1/2"-13 UNC Bolt	2	30436-000L	RT/RTE 340, Optional		
11	00194-000	Spacer	2	30437-000L	RT/RTE 343-403, Optional		
12	49846-000	1/2"-13 UNC Locknut	2		RT/RTE 463, Standard		
13		Extended Leaf Spring Hanger, See RT/RTE Hanger Selection Guide 45745-038	2	32		Bronze Center Bushing	2
14	35064-000	Top Pad	2	30240-001	RT/RTE 340		
15	30550-	Bolt, Specify Length, Dim. 'A'	8	30240-002	RT/RTE 343-463		
16	22962-006	1" Washer	16	33		Beam Center Sleeve	2
17	08017-000	1"-14 UNS Top Pad Locknut	8	14684-000	RT/RTE 340		
	35370-002	Set Screw Service Kit, One Set Includes Key Nos. 18-20		14685-000	RT/RTE 343-463		
18	06813-000	3/4"-10 UNC Square Head Set Screw	4	34		Beam Center Seal	4
19	17339-000	3/4" Set Screw Lockwasher	4	30333-000	RT/RTE 340		
20	17342-000	3/4"-10 UNC Set Screw Locknut	4	30334-000	RT/RTE 343-463		
		*Spring Assembly	2	35		Thrust Washer	8
21a	58193-000	RT 340/343 Standard Duty		32364-000	RT/RTE 340		
21a	58194-000	RT 340/343 Light Duty		32365-000	RT/RTE 343-463		
21a	45027-000	RT 400/403		36		Lube Fitting	2
21a	47057-000	RT 460-523		58758-001	w/ Fab Beam		
21b	58192-000	RTE 340/343		30087-000	w/ Forged Beam		
21b	45121-000	RTE 400/403			Bar Pin End Bushing Service Kit, One Wheel End		
21b	45322-000	RTE 460-503		37	34013-087L	Non-Shim Type Includes Key No. 39a and Fasteners	
22	66662-001	Center Bolt, Cut to Length, Replaces 05069-000	2	38	34013-088L	Shim Type Includes Key Nos. 39b, 40 and Fasteners	
23		Saddle Assembly, Dim. 'B' Includes Key Nos. 24-27	2	39a		Non-Shim Type	4
	31017-023	RT/RTE 340 Height 6 3/16", (Casting No. 46529)		39b		Shim Type	
	31017-025L	RT/RTE 340 Height 7 3/16", (Casting No. 46138)		40		Shim	8
	31017-022L	RT/RTE 343-403 Height 6" (Casting No. 57167)		50130-000	0.19"/0.19"		
	31017-109L	RT/RTE 343-403 Height 7 3/16" (Casting No. 57143)		50131-000	0.25"/.0.12"		
	31017-096L	RT/RTE 460/463 Height 6" (Casting No. 57457)		41		Rubber End Bushing and Adapter Service Kit, One Wheel End	
	31017-110L	RT/RTE 460/463 Height 7 3/16" (Casting No. 57155)		34013-049L	RT/RTE 343-403, Includes Key Nos. 42a, 43		
24		Saddle Cap	4	34013-073L	RT/RTE 463, Includes Key Nos. 42b, 43		
	06662-000	RT/RTE 340		42a	45000-007L	RT/RTE 340-403	
	58795-000	RT/RTE 343-463		42b	21140-034L	RT/RTE 463	
25		7/8"-14 UNF Saddle Cap Stud	8	43	45900-000L	End Bushing	1
	07002-000	RT/RTE 340		44	60218-000	***Two-piece Torque Rod Assembly	2
	06696-000	RT/RTE 343-463		45	22186-000	Torque Rod Frame Bracket	2
26	22962-002	7/8" Washer	8	42518-	****Transverse Rod Ass'y Service Kit, Axle Set Includes Key Nos. 46-49		
27	04842-000	7/8"-14 UNF Saddle Cap Locknut	8	46	45045-003	Backup Plate	2
28		Equalizing Beam Assembly See Selection Guide 45745-147	2	47	22186-000	Transverse Rod Frame Bracket	2
				48	60215-000	****Two-piece Transverse Rod Assembly	2
				49		Transverse Rod Axle Bracket See Lit No. 59310-004 for proper axle bracket and Assembly Instructions	2

NOTE: Brackets for drive axles are supplied by the axle manufacturer.

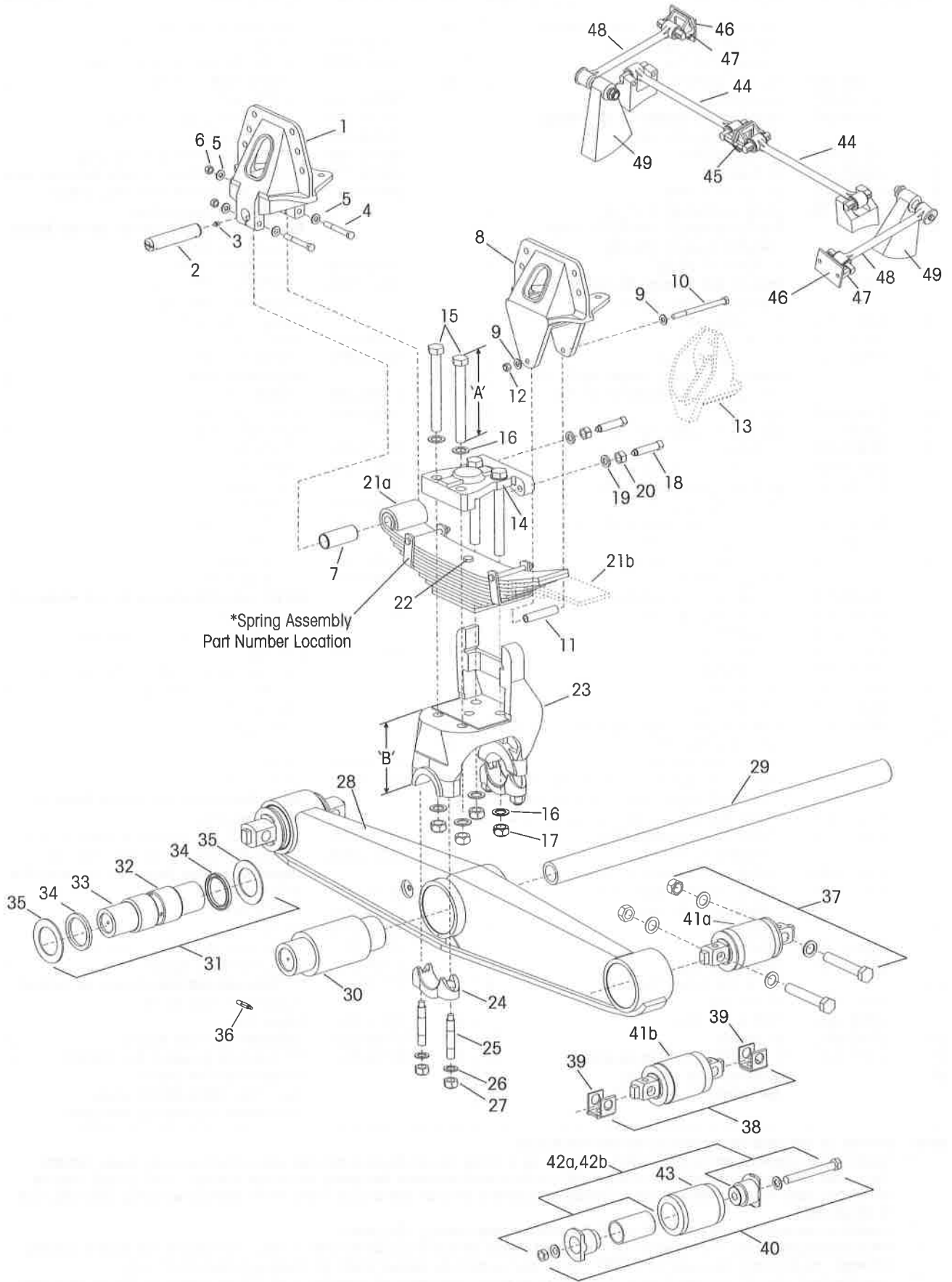
* Specify spring assembly part number, located on side or top of spring clip (as shown in exploded view). Individual spring leaves available: The number (main leaf) and number 2 (wrapper leaf) can be ordered separately. Use spring part number and add a -001 or -002. Such as 58193-001 main leaf. The number 3 leaf is available in addition to the main and wrapper leaves for the extended leaf spring, add -003, such as 45322-003.

** Hendrickson recommends the use of OTC installation tools for center bushing replacement.

*** Hendrickson's part number is stamped on the rod for identification. Be sure to include the suffix number when ordering, this number indicates rod length. Hendrickson's two-piece ULTRA ROD® can be used to create the desired length, see literature number 45745-148.

**** Transverse Rods (Key 48) are mandatory for all walking beam series suspensions with capacities of 44,000 lbs. through 52,000 lbs. when using rubber equalizing beam center bushings (Key 30), regardless of axle spacing. See Lit. No. 59310-004 for mandatory use of transverse rods.

***** Item included in assembly only, part not sold separately.



KEY NO.	PART NO.	DESCRIPTION	NO. REQ.	KEY NO.	PART NO.	DESCRIPTION	NO. REQ.
1		Forward Spring Hanger, Double Lock Pin See RT/RTE Hanger Selection Guide 45745-038	2	30		Rubber Center Bushing, Optional, Requires Transverse Rods **w/ Loose End Plug	2
2	43146-000	Pin - 1 3/8" Diameter Double Lock	2	29483-005L			
3	33117-000	Lube Fitting	2	34013-097L			
	29828-035	Forward Hanger Lock Bolt Service Kit, One Hanger , Includes Key Nos. 4 - 6		31	30437-000L	Bronze Center Bushing Service Kit, Two Beams Includes Key Nos. 32-36	
4	24531-009	1/2"-13 UNC Bolt	4	32	30240-002	Bronze Center Bushing	2
5	22962-011	1/2" Washer	8	33	14685-000	Beam Center Sleeve	2
6	49846-000	1/2"-13 UNC Locknut	4	34	30334-000	Beam Center Seal	4
7	30057-008L	Bushing 1 3/8" I.D.	2	35	32365-000	Thrust Washer	8
8		Rear Spring Hanger, See RT/RTE Hanger Selection Guide 45745-038	2	36	30087-000	Lube Fitting	2
	29828-023	Rebound Bolt & Spacer Service Kit, One Hanger Includes Key Nos. 10-11		37	34013-087L	Bar Pin End Bushing Service Kit, One Wheel End Non-Shim Type Includes Key Nos. 41a and Fasteners	
9	22962-011	1/2" Hardened Washer	4	38	34013-088L	Shim Type Includes Key Nos. 39, 41b, and Fasteners	
10	24531-005	1/2"-13 UNC Bolt	2	39		Shim	8
11	00194-000	Spacer	2	50130-000		0.19/0.19	
12	49846-000	1/2"-13 UNC Locknut	2	50131-000		0.25/0.12	
13		Extended Leaf Spring Hanger, See RT/RTE Hanger Selection Guide 45745-038	2	40		Rubber End Bushing and Adapter Service Kit, One Wheel End	
14	35064-000	Top Pad	2	34013-050L		RT 503/523, RTE-503, Includes Key Nos. 42a, 43	
15	30550-	Bolt, Specify Length, Dim. 'A'	8	34013-073L		RT/RTE 503, 5" Length Includes Key Nos. 42b, 43	
16	22962-006	1" Washer	16	34013-051L		RT 523, 6" Length Includes Key Nos. 42b, 43	
17	08017-000	1"-14 UNS Top Pad Locknut	8			****Bar Pin End Bushing	4
	35370-002	Set Screw Service Kit, One Set Includes Key Nos. 18-20		41a		Non-Shim Type	
18	06813-000	3/4"-10 UNC Square Head Set Screw	4	41b		Shim Type	
19	17339-000	3/4" Set Screw Lockwasher	4			End Bushing Adapter Service Kit, One Wheel End	
20	17342-000	3/4"-10 UNC Set Screw Locknut	4	42a	21140-034L	RT/RTE 480-523, 5" Length	
21a		*Spring Assembly	2	42b	21140-033L	RT/RTE 520/523, 6" Length	
	47057-000	RT 480-523		43		End Bushing	
21b	45322-000	RTE 480/503		29878-001L		RT/RTE 480/503, 5" Length	4
22	66662-001	Center Bolt, Cut to Length, <i>Replaces 05069-000</i>	2	45407-000L		RT/RTE 520/523, 6" Length	4
23		Saddle Assembly, Dim. 'B' Includes Key Nos. 24-27	2	44	60218-000	***Two-piece Torque Rod Assembly	2
	31017-053	Height 6", (Casting No. 32796)		45	22186-000	Torque Rod Frame Bracket	2
	31017-077	Height 7 3/16", (Casting No. 47476 or 47665)		42518-		**** Transverse Rod Assembly Kit, Axle Set Includes Key Nos. 46-49	
	31017-108	Height 11", (Casting No. 50965)		46	45045-003	Backup Plate	2
24	58795-000	Saddle Cap, <i>Replaces 48545-000</i>	4	47	22186-000	Transverse Rod Frame Bracket	2
25	06696-000	7/8"-14 UNF Saddle Cap Stud	8	48	60215-000	****Two-piece Transverse Rod Assembly	2
26	22962-002	7/8" Saddle Cap Washer	8	49		Transverse Rod Axle Bracket, See 59310-004 for proper axle bracket and assembly instructions	2
27	04842-000	7/8"-14 UNF Saddle Cap Locknut	8				
28		Equalizing Beam Assembly See Selection Guide 45745-147	2				
29		Cross Tube - Diameter 27/16"	1				
	44643-009L	RT/RTE 480/503, 44 7/8" Length					
	07622-003	RT/RTE 520/523, 46" Length					

NOTE: Brackets for drive axles are supplied by the axle manufacturer.

* Specify spring assembly part number, located on side or top of spring clip (as shown in exploded view).

Individual spring leaves available: The number 1 (main leaf) and number 2 (wrapper leaf) can be ordered separately.

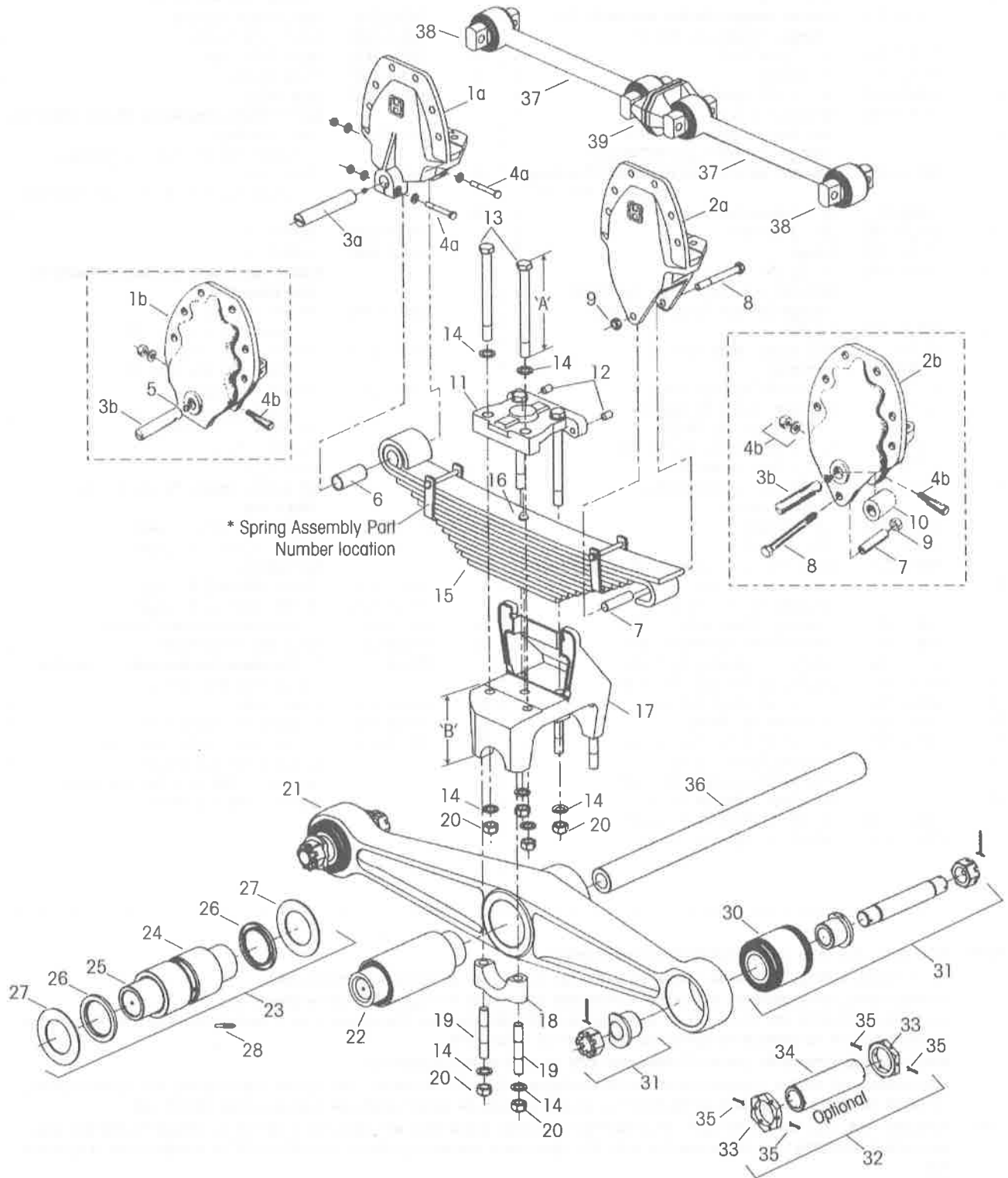
Use spring part number and add a -001 or -002. Such as 47057-001 main leaf. The number 3 leaf is available in addition to the main and wrapper leaves for the extended leaf spring, add -003, such as 45322-003.

** Hendrickson recommends the use of OTC installation tools for center bushing replacement.

*** Hendrickson's part number is stamped on the rod for identification. Be sure to include the suffix number when ordering, this number indicates rod length. Hendrickson's two-piece ULTRA ROD® can be used to create the desired length, see literature number 45745-148.

**** Transverse Rods (Key 48) are mandatory for all walking beam series suspensions with capacities of 44,000 lbs. through 52,000 lbs. when using rubber equalizing beam center bushings (Key 30), regardless of axle spacing. See Lit. No. 59310-004 for mandatory use of transverse rods.

***** Item included in assembly only, part not sold separately.



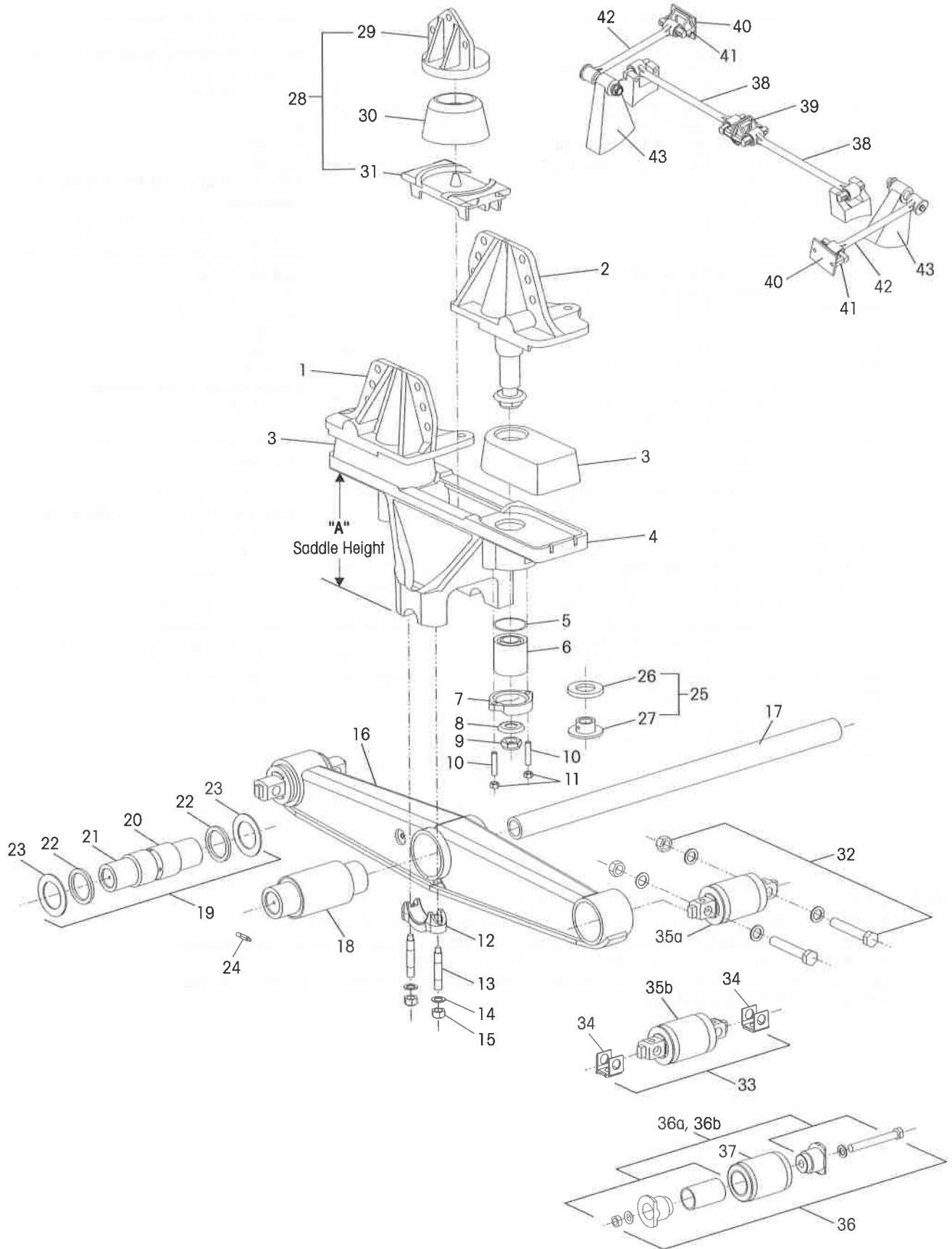
* Spring Assembly Part Number location

KEY NO.	PART NO.	DESCRIPTION	NO. REQ.	KEY NO.	PART NO.	DESCRIPTION	NO. REQ.
1a, 1b		Forward Spring Hanger See RT/RTE Hanger Selection Guide 45745-038	2	21		Equalizing Beam Assembly See Selection Guide 45745-147	2
2a, 2b		Rear Spring Hanger See RT/RTE Hanger Selection Guide 45745-038	2	22	10366-000L	Rubber Center Bushing	2
3a	45797-000	Pin 1 1/2" Diameter Double Lock	2	23	45374-000	Bronze Center Bushing Service Kit, Two Beams Includes Key Nos. 24-28	
3b	00005-000	Pin 1 1/2" Diameter Drawkey Lock	4	24	30240-005	Bronze Center Bushing	2
4a	46825-001	Forward Hanger Lock Bolt Service Kit	2	25	25102-000	Sleeve	2
4b	00081-001	Forward Hanger Drawkey Assembly with Fasteners	4	26	31577-000	Seal	4
5	33117-000	Lube Fitting	As Req.	27	45261-000	Thrust Washer	4
6		Spring Eye Bushing	2	28	30087-000	Lube Fitting	2
	22285-000	Bronze 1 1/2" I.D.		29	34013-052	Rubber End Bushing and Adapter Service Kit, Tandem Set Includes Key No. 30 (Part No. 10363-000) and Key No. 31 (Part No. 21440-007)	
	50592-000	Steel Bushing 1 1/2" I.D.			34013-072	Rubber End Bushing and Tube/Nut Service Kit, One Wheel End, Includes Key No. 30 (Part No. 10363-000) and Key Nos. 33-35	
	29828-033	Rebound Bolt & Spacer Service Kit, One Hanger, Includes Key Nos. 7-9		30		End Bushing	4
7	02276-000	Rebound Bolt Spacer	4		10363-000L	6" Length	
8	21867-023	3/4"-16UNF Bolt, 6.5" Length	4		10364-000	7" Length	
9	30191-000	3/4"-16UNF Locknut	4	31		Adapter Service Kit, One Wheel End	
10	00003-000	Pin Roller- Key No. 2a Hanger	2		21140-007	for 6" Bushing	
11	19199-000	Top Pad 8 9/16" (Casting No. 35431 or 48491), Replaces 45112-000	2		21140-027	for Center Tube and 6" Bushing	
12	19201-002	Internal Hex Head Set Screw	4		21140-031	for Chamfered Nut and 6" Bushing	
13	30550-	Bolt, Specify Length-Dim. 'A'	8		21140-004	for 7" Bushing	
14	22962-006	Washer	24		21140-026	for Center Tube and 7" Bushing	
15		*Spring Assembly, Includes Key No. 6	2		21140-043	for Hex Nut and 7" Bushing	
	02056-000	Spring Rate 29,400 (Bronze Bushing)		32	21140-006	Threaded Tube/Nut Service Kit, One Wheel End Includes Key Nos. 33-35	
	27535-000	Spring Rate 27,300		33	10371-000	Threaded Nut	8
	57961-000	Spring Rate 44,400		34	10372-000	Beam Hanger Tube	4
	58596-000	Spring Rate 29,400 (Steel Eye Bushing)		35	17800-010	Cotter Pin	16
16	66662-001	Center Bolt, Cut to Length, <i>Replaces 05069-000</i>	2	36	10397-	Cross Tube -Specify Length	4
17		Saddle Assembly, Dim. 'B' Includes Key Nos. 14, 19-20	2	37	72100-000	**Torque Rod Assembly, 5 1/4" Bolt Spacing, <i>Replaces 45577-000</i>	2
	31017-004	7 1/8" (Casting No. 15784, 46895 or 48497)		38	64400-003	Torque Rod Bushing, <i>Replaces 48304-000</i>	4
	31017-071	9 3/8" (Casting No. 15784 or 46673-001)		39	46015-000	Torque Rod Frame Bracket 5 1/4" Bolt Spacing	2
	31017-070	10 1/8" (Casting No. 15784 or 46673-002)					
	31017-069	11 1/8" (Casting No. 15784 or 46673-002)					
18	15785-000	Saddle Cap	4				
19	10948-000	1"-14 UNS Saddle Cap Stud	8				
20	08017-000	1"-14 UNS Locknut	16				

NOTE: Brackets for drive axles are supplied by the axle manufacturer.

* Specify spring assembly part number, located on side or top of spring clip, (as shown in exploded view).
Individual spring leaves available: The number 1 (main leaf) and number 2 (wrapper leaf) can be ordered separately.
Use spring part number and add a -001 or -002, such as 02056-001 main leaf.

** Hendrickson's part number is stamped on the torque rod for identification. Be sure to include the suffix number when ordering, this number indicates rod length.



KEY NO.	PART NO.	DESCRIPTION	NO. REQ.	KEY NO.	PART NO.	DESCRIPTION	NO. REQ.
1		LHF/RHR Frame Hanger Includes Key Nos. 8-9, See RS Hanger Selection Guide 45745-037	2	23	32365-000	Thrust Washer	8
2		RHF/LHR Frame Hanger Includes Key Nos. 8-9, See RS Hanger Selection Guide 45745-037	2	24	58758-001 30087-000	Lube Fitting w/ Fab Beam w/ Forged Beam	2
3		*Load Cushion	*	25		Rebound Control Stop Nut Kit, Two Beams, Includes Key Nos. 26-27	
	48973-000	60 Durometer, Standard on RS 400/403			31005-001	One Side, Optional	
	26953-000	70 Durometer, Standard on RS 460/463	4		31005-002	Both Sides, Optional on RS 403/463	
4		Saddle Assembly, Dim. 'A', Includes Key Nos. 5-7, 10-15	2	26	30208-000	Rebound Bumper	As Req.
	08606-160	12¼" Height, (Casting No. 66784-001) <i>Replaces 08606-067</i> (Casting No. 10711-001)		27	30251-000	Stop Nut	As Req.
	08606-162	127/8" Height (Casting No. 66784-005) <i>Replaces 08606-107</i> (Casting No. 10711-005)		28		Heavy-Duty/Load Cushion Kit, Two Beams, Standard on RS 463, Optional on RS 403	
	08606-164	14" Height, (Casting No. 66784-002) <i>Replaces 08606-080</i> (Casting No. 10711-002)			20681-072 20681-077	34" Frame Width 34½" Frame Width	
	08606-166	15¼" Height, (Casting No. 66784-003) <i>Replaces 08606-081</i> (Casting No. 10711-003)		29		Frame Hanger	2
5	50780-000	Saddle Bearing Ring	4		48523-001	34" Frame Width	
6	19279-000L	Vertical Bushing	4		48525-001	34½" Frame Width	
7	05917-000	Cap	4	30	24209-000	Heavy-Duty Load Cushion	2
8	08536-000	1½" Concave Washer	4	31	20781-000	Saddle Plate	2
9	25151-000	1½"-12 UNF Nylocknut	4			Bar Pin End Bushing Kit, One Wheel End	
10	19111-001	5/8"-18 UNF Stud	8	32	34013-087L	Non-Shim Type, Includes Key No. 35a and Fasteners	
11	19114-000	5/8"-18 UNF Locknut	8	33	34013-088L	Shim Type, Includes Key Nos. 34, 35b and Fasteners	
12	58795-000	Saddle Cap	4	34		Shim	8
13	09030-000	7/8"-14 UNF-9 UNC Saddle Cap Stud	8		50130-000	0.19/0.19	
14	22962-002	7/8" Hardened Washer	8		50131-000	0.25/0.12	
15	04842-000	7/8"-14 UNF Saddle Cap Locknut	8			****Bar Pin End Bushing	4
16		Equalizing Beam Assembly See Selection Guide 45745-147	2	35a		Non-Shim Type	
17	44643-009L	Cross Tube - 447/8" Length	1	35b		Shim Type	
18		**Rubber Center Bushing	2	36		End Bushing and Adapter Kit, One Wheel End	
	49400-000L	RS 400/403			34013-049L	RS 403, Includes Key Nos. 36a, 37	
	49600-000L	RS 400/403 w/ Loose End Plug			34013-073L	RS 463, Includes Key Nos. 36b, 37	
	29483-005L	RS 460/463, Requires Transverse Rods				End Bushing Adapter Kit, One Wheel End	
	34013-097L	RS 460/463 w/ Loose End Plug, Optional, Requires Transverse Rods		36a	45000-007L	RS 400/403	
19	30437-000L	Bronze Center Bushing Kit, Two Beams, Includes Key Nos. 20-24		36b	21140-034L	RS 460/463	
20	30240-002	Bronze Center Bushing	2	37	45900-000L	End Bushing	1
21	14685-000L	Beam Center Sleeve	2	38	60218-000	***Two-Piece Torque Rod Assembly	2
22	30334-000	Beam Center Seal	4	39	22186-000	Torque Rod Frame Bracket	2
					42518-	****Transverse Rod Assembly Service Kit, Axle Set, Includes Key Nos. 40-43	
				40	45045-003	Backup Plate	2
				41	22186-000	Transverse Rod Frame Bracket	2
				42	60215-000	****Two-Piece Transverse Rod Assembly	2
				43		Transverse Rod Axle Bracket, See Lit. No. 59310-004 for proper axle bracket and Assembly Instructions	2

NOTE: Brackets for drive axles are supplied by the axle manufacturer.

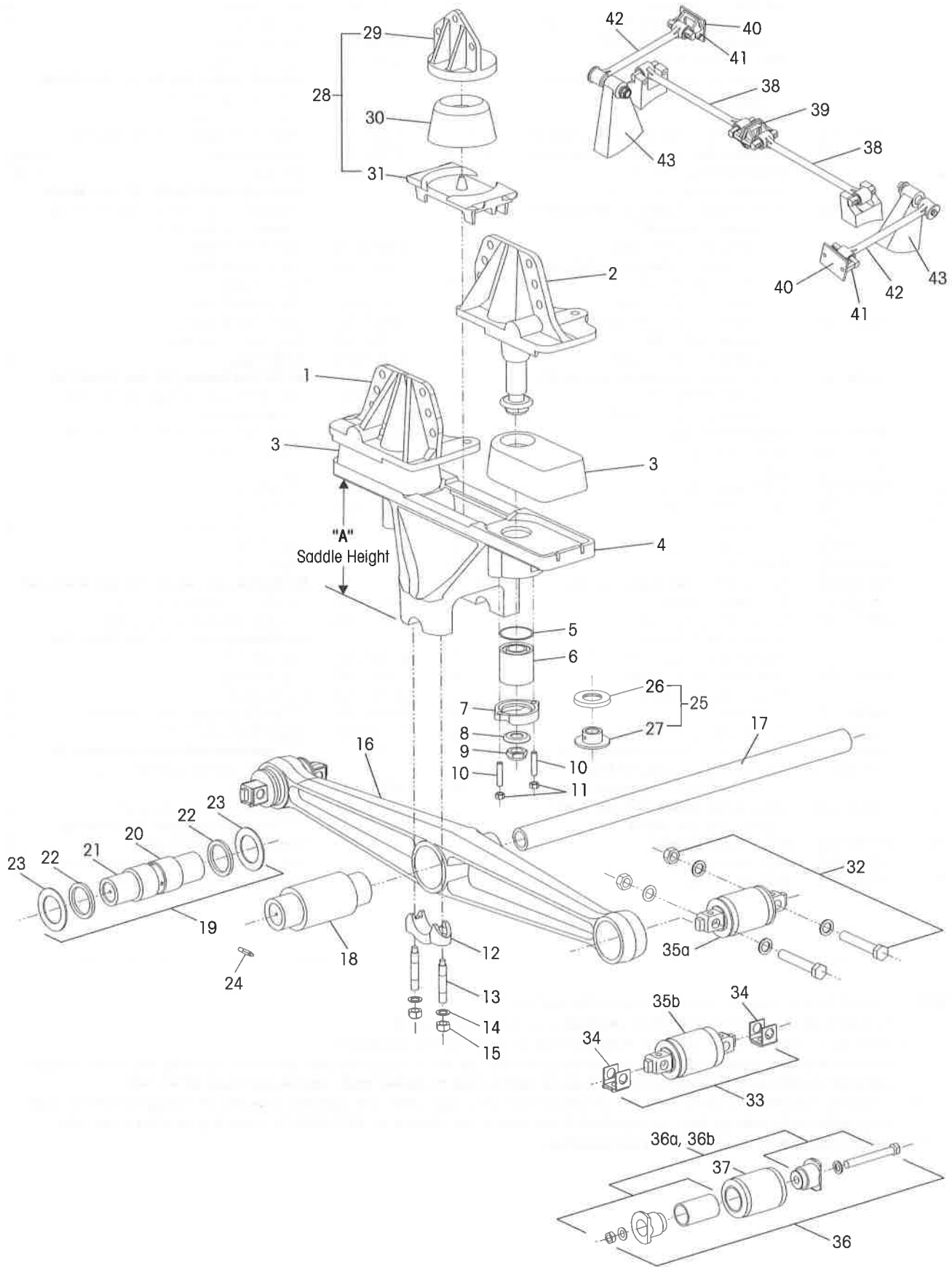
* For Load Cushion Recommendation Chart, see literature no. 17730-064, page 8.

** Hendrickson recommends the use of OTC installation tools for center bushing replacement.

*** Hendrickson's part number is stamped on the rod for identification. Be sure to include the suffix number when ordering, this number indicates rod length. Hendrickson's two-piece ULTRA ROD® can be used to create the desired length. See Selection Guide 45745-148.

**** Transverse Rods (Key 42) are mandatory for all walking beam series suspensions with capacities of 44,000 lbs. through 52,000 lbs. when using rubber center bushings (Key 18), regardless of axle spacing. See literature no. 59310-004 for mandatory use of transverse rods.

***** Item included in assembly only, part not sold separately.



KEY NO.	PART NO.	DESCRIPTION	NO. REQ.	KEY NO.	PART NO.	DESCRIPTION	NO. REQ.
1		LHF/RHR Frame Hanger Includes Key Nos. 8-9, See RS Hanger Selection Guide 45745-037	2	25		Rebound Control Stop Nut Kit, Two Beams, Includes Key Nos. 26-27	
2		RHF/LHR Frame Hanger Includes Key Nos. 8-9, See RS Hanger Selection Guide 45745-037	2	31005-001		One Side, Optional	
3	26953-000	*Load Cushion 70 Durometer Standard on RS 480/503/520/523	4	31005-002		Both Sides, Optional on RS 480/503, Standard on RS 523	
4	08606-160	Saddle Assembly, Dim. 'A', Includes Key Nos. 5-7, 10-15 12¼" Height, (Casting No. 66784-001) <i>Replaces 08606-132</i> (Casting No. 10711-001)	2	26	30208-000	Rebound Bumper	As Req.
	08606-162	127/8" Height (Casting No. 66784-005) <i>Replaces 08606-136</i> (Casting No. 10711-005)		27	30251-000	Stop Nut	As Req.
	08606-164	14" Height, (Casting No. 66784-002) <i>Replaces 08606-133</i> (Casting No. 10711-002)		28		Heavy-Duty/Load Cushion Kit, Two Beams, Standard on RS 503/523, Includes Key Nos. 29-31	
	08606-166	15¼" Height, (Casting No. 66784-003) <i>Replaces 08606-134</i> (Casting No. 10711-003)		20681-072		34" Frame Width	
5	50780-000	Saddle Bearing Ring	4	20681-077		34½" Frame Width	
6	19279-000L	Vertical Bushing	4	29		Frame Hanger	2
7	05917-000	Cap	4	48523-001		34" Frame Width	
8	08536-000	1½" Concave Washer	4	48525-001		34½" Frame Width	
9	25151-000	1½"-12 UNF Nylocknut	4	30	24209-000	Heavy-Duty Load Cushion	2
10	19111-001	5/8"-18 UNF Stud	8	31	20781-000	Saddle Plate	2
11	19114-000	5/8"-18 UNF Locknut	8			Bar Pin End Bushing Kit, One Wheel End,	
12	58795-000	Saddle Cap	4	32	34013-087L	Non-Shim Type, Includes Key No. 35a and Fasteners	
13	09030-000	7/8"-14 UNF/9 UNC Saddle Cap Stud	8	33	34013-088L	Shim Type, Includes Key Nos. 34, 35b and Fasteners	
14	22962-002	7/8" Hardened Washer	8	34		Shim	8
15	04842-000	7/8"-14 UNF Saddle Cap Locknut	8	50130-000		0.19/0.19	
16		Equalizing Beam Assembly See Selection Guide 45745-147	2	50131-000		0.25/0.12	
17	44643-009L	Cross Tube RS 480/503 - 447/8" Length	1			****Bar Pin End Bushing	4
	07622-003	RS 520/523 - 46" Length		35a		Non-Shim Type	
18	29483-005L	**Rubber Center Bushing	2	35b		Shim Type	
	34013-097L	**w/Loose End Plug, Optional, Requires Transverse Rods		36		End Bushing and Adapter Kit, One Wheel End,	
19	30437-000L	Bronze Center Bushing Kit, Two Beams, Includes Key Nos. 20-24		34013-050L		RS 480/503/520/523 Includes Key Nos. 36a, 37	
20	30240-002	Bronze Center Bushing	2	34013-051L		RS 520/523, Includes Key Nos. 36b, 37	
21	14685-000L	Beam Center Sleeve	2			End Bushing Adapter Kit, One Wheel End,	
22	30334-000	Beam Center Seal	4	36a	21140-034L	RS 480/503/520/523	
23	32365-000	Thrust Washer	8	36b	21140-033L	RS 520/523	
24	58758-001	Lube Fitting w/ Fab Beam	2	37		End Bushing	
	30087-000	w/ Forged Beam		29878-001L		RS 480/503	
				45407-000L		RS 520/523	
				38	60218-000	***Two-Piece Torque Rod Assembly	2
				39	22186-000	Torque Rod Frame Bracket	2
					42518-	****Transverse Rod Assembly Service Kit, Axle Set, Includes Key Nos. 40-43	
				40	45045-003	Backup Plate	2
				41	22186-000	Transverse Rod Frame Bracket	2
				42	60215-000	****Two-Piece Transverse Rod Assembly	2
				43		Transverse Rod Axle Bracket, See Lit. No. 59310-004 for proper axle bracket and Assembly Instructions	2

NOTE: Brackets for drive axles are supplied by the axle manufacturer.

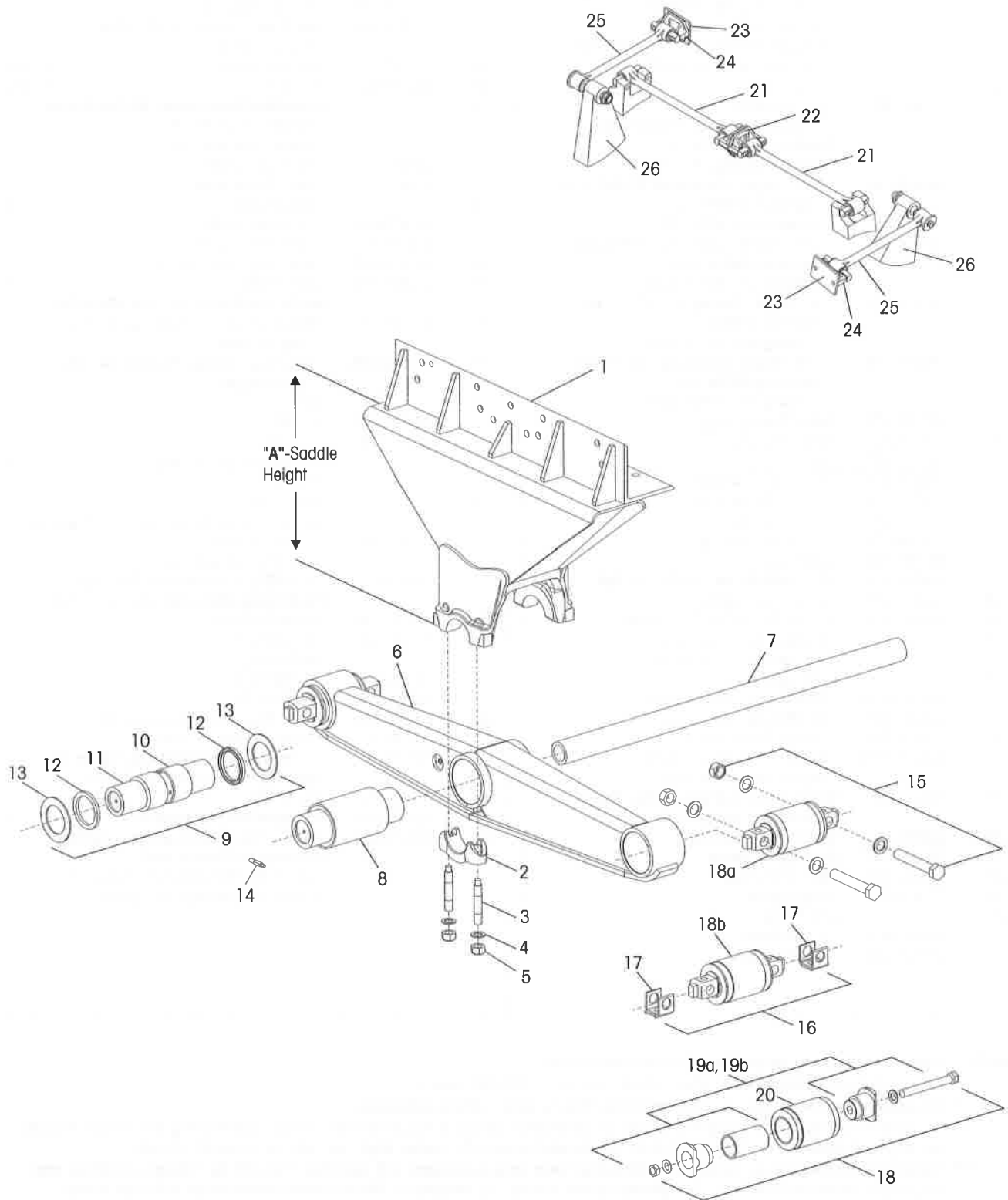
* For Load Cushion Recommendation Chart, see literature no. 17730-064, page 8.

** Hendrickson recommends the use of OTC installation tools for center bushing replacement.

*** Hendrickson's part number is stamped on the rod for identification. Be sure to include the suffix number when ordering, this number indicates rod length. Hendrickson's two-piece ULTRA ROD® can be used to create the desired length. See Selection Guide 45745-148.

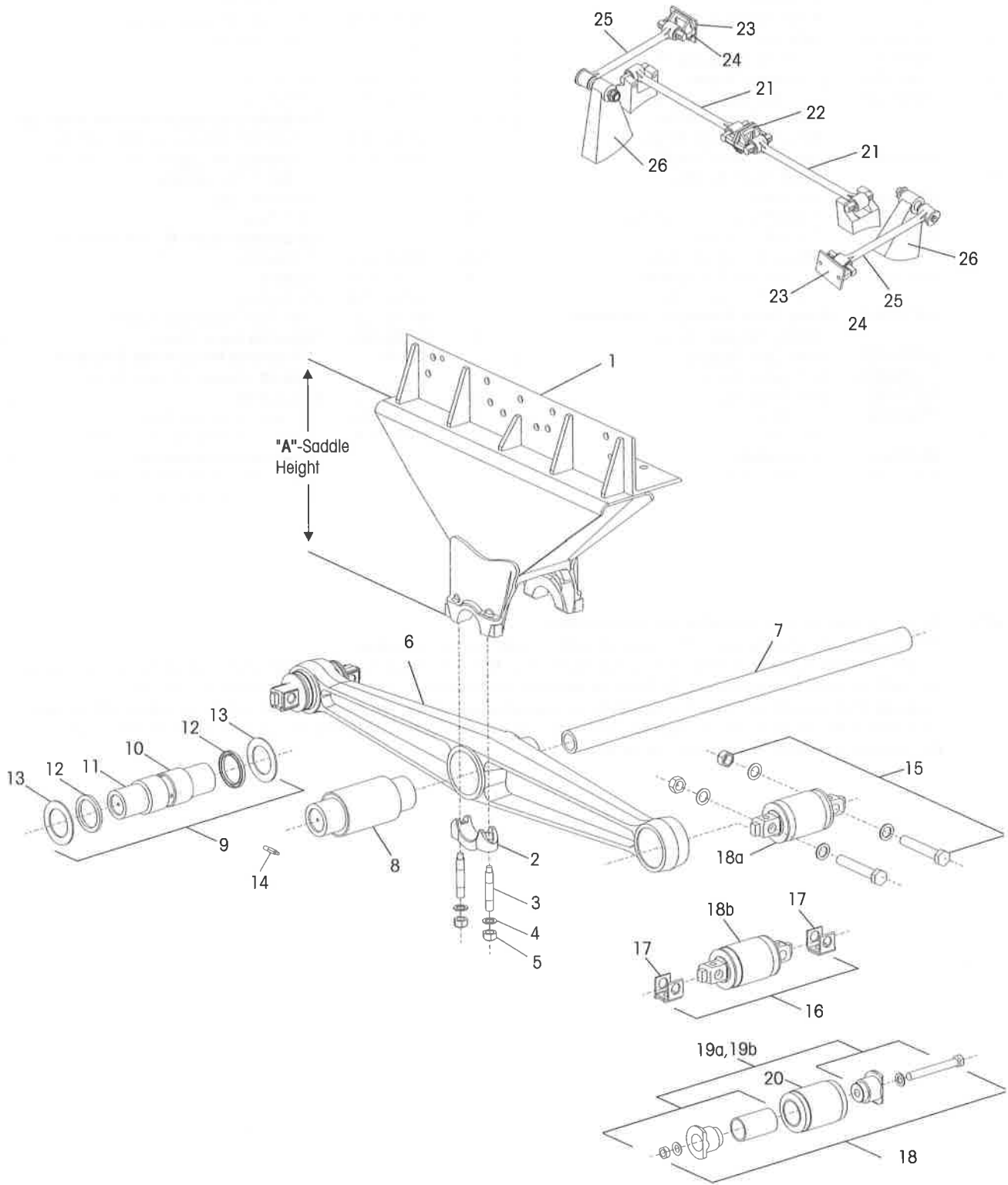
**** Transverse Rods (Key 42) are mandatory for all walking beam series suspensions with capacities of 44,000 lbs. through 52,000 lbs. when using rubber center bushings (Key 18), regardless of axle spacing. See literature no. 59310-004 for mandatory use of transverse rods.

***** Item included in assembly only, part not sold separately.



KEY NO.	PART NO.	DESCRIPTION	NO. REQ.	KEY NO.	PART NO.	DESCRIPTION	NO. REQ.
1		Saddle Assembly - Specify Height, Dim. 'A', Includes Key Nos. 2-5	2			Bar Pin End Bushing Kit,	4
	49197-50207-	R 400/460 R 400/403/460/463		15	34013-087L	Non-Shim Type, Includes Key No. 18a and Fasteners	
2	58795-000	Saddle Cap	4	16	34013-088L	Shim Type, Includes Key Nos. 17, 18b and Fasteners	
3	06696-000	7/8"-14 UNF Saddle Cap Stud	8	17		Shim	8
4	22962-002	7/8" Hardened Washer	8		50130-000	0.19/0.19	
5	04842-000	7/8"-14 UNF Saddle Cap Locknut	8		50131-000	0.25/0.12	
6		Equalizing Beam Assembly See Selection Guide 45745-147	2	18		End Bushing and Adapter Kit, One Wheel End,	
7	44643-009L	Cross Tube - 447/8" Length	1		34013-049L	R 400/403, Includes Key Nos. 19a, 20	
8		*Rubber Center Bushing	2		34013-073L	R 460/463, Includes Key Nos. 19b, 20	
	49400-000L	R 400/403				****Bar Pin End Bushing	4
	49600-000L	R 400/403 w/ Loose End Plug		18a		Non-Shim Type	
	29483-005L	R 460/463 Optional, Requires Transverse Rods		18b		Shim Type	
	34013-097L	w/ Loose End Plug, Optional, Requires Transverse Rods				End Bushing Adapter Kit, One Wheel End	
9	30437-000L	Bronze Center Bushing Kit, Two Beams, Includes Key Nos. 10-14		19a	45000-007L	R 400/403	
10	30240-002	Bronze Center Bushing	2	19b	21140-034L	R 460/463	
11	14685-000L	Beam Center Sleeve	2	20	45900-000L	End Bushing	1
12	30334-000	Beam Center Seal	4	21	60218-000	**Two-Piece Torque Rod Assembly	2
13	32365-000	Thrust Washer	8	22	22186-000	Torque Rod Frame Bracket	2
14		Lube Fitting	2		42518-	***Transverse Rod Assembly Service Kit, Axle Set, Includes Key Nos. 23-26	
	58758-001	w/ Fab Beam		23	45045-003	Backup Plate	2
	30087-000	w/ Forged Beam		24	22186-000	Transverse Rod Frame Bracket	2
				25	60215-000	***Two-Piece Transverse Rod Assembly	2
				26		Transverse Rod Axle Bracket, See Lit. No. 59310-004 for proper axle bracket and Assembly Instructions	2

- NOTE:** Brackets for drive axles are supplied by the axle manufacturer.
- * Hendrickson recommends the use of OTC installation tools for center bushing replacement.
 - ** Hendrickson's part number is stamped on the rod for identification. Be sure to include the suffix number when ordering, this number indicates rod length. Hendrickson's two-piece ULTRA ROD® can be used to create the desired length. See Selection Guide 45745-148.
 - *** Transverse Rods (Key 25) are mandatory for all walking beam series suspensions with capacities of 44,000 lbs. through 52,000 lbs. when using rubber center bushings (Key 8), regardless of axle spacing. See literature no. 59310-004 for mandatory use of transverse rods.
 - **** Item included in assembly only, part not sold separately.



KEY NO.	PART NO.	DESCRIPTION	NO. REQ.	KEY NO.	PART NO.	DESCRIPTION	NO. REQ.
1	50210-000	Saddle Assembly - Specify Height, Dim. 'A' Includes Key Nos. 2-5	2	17		Shim	8
2	58795-000	Saddle Cap	4		50130-000	0.19/0.19	
3	06696-000	7/8"-14 UNF Stud	8		50131-000	0.25/0.12	
4	22962-002	7/8" Hardened Washer	8	18		End Bushing and Adapter Kit, One Wheel End, R 480/503, Includes Key Nos. 19a, 20	
5	04842-000	7/8"-14 UNF Locknut	8		34013-050L	R 520/523, Includes Key Nos. 19b, 20	
6		Equalizing Beam Assembly See Selection Guide 45745-147	2		34013-051L	****Bar Pin End Bushing	4
7		Cross Tube	1	18a		Non-Shim Type	
	44643-009L	R 480/503 - 447/8" Length		18b		Shim Type	
	07622-003	R 520/523 - 46" Length				End Bushing Adapter Kit, One Wheel End, R 480/503/520/523	
8		*Rubber Center Bushing	2	19a	21140-034L	R 480/503/520/523	
	49600-000L	w/ Loose End Plug		19b	21140-033L	R 520/523	
	29483-005L	Optional, Requires Transverse Rods		20		End Bushing	1
	34013-097L	w/ Loose End Plug, Optional, Requires Transverse Rods			29878-001L	R 480/503	
9	30437-000L	Bronze Center Bushing Kit, Two Beams, Includes Key Nos. 10-14			45407-000L	R 520/523	
10	30240-002	Bronze Center Bushing	2	21	60218-000	**Two-Piece Torque Rod Assembly	2
11	14685-000L	Beam Center Sleeve	2	22	22186-000	Torque Rod Frame Bracket	2
12	30334-000	Beam Center Seal	4		42518-	*** Transverse Rod Assembly Service Kit, Axle Set, Includes Key Nos. 23-26	
13	32365-000	Thrust Washer	8	23	45045-003	Backup Plate	2
14		Lube Fitting	2	24	22186-000	***Transverse Rod Frame Bracket	2
	58758-001	w/ Fab Beam		25	60215-000	Two-Piece Transverse Rod Assembly	2
	30087-000	w/ Forged Beam		26		Transverse Rod Axle Bracket	2
15	34013-087L	Bar Pin End Bushing Kit, One Wheel End, Non-Shim Type, Includes Key No. 18a and Fasteners				See Lit. No. 59310-004 for proper axle bracket and Assembly Instructions	
16	34013-088L	Shim Type, Includes Key Nos. 17, 18b and Fasteners					

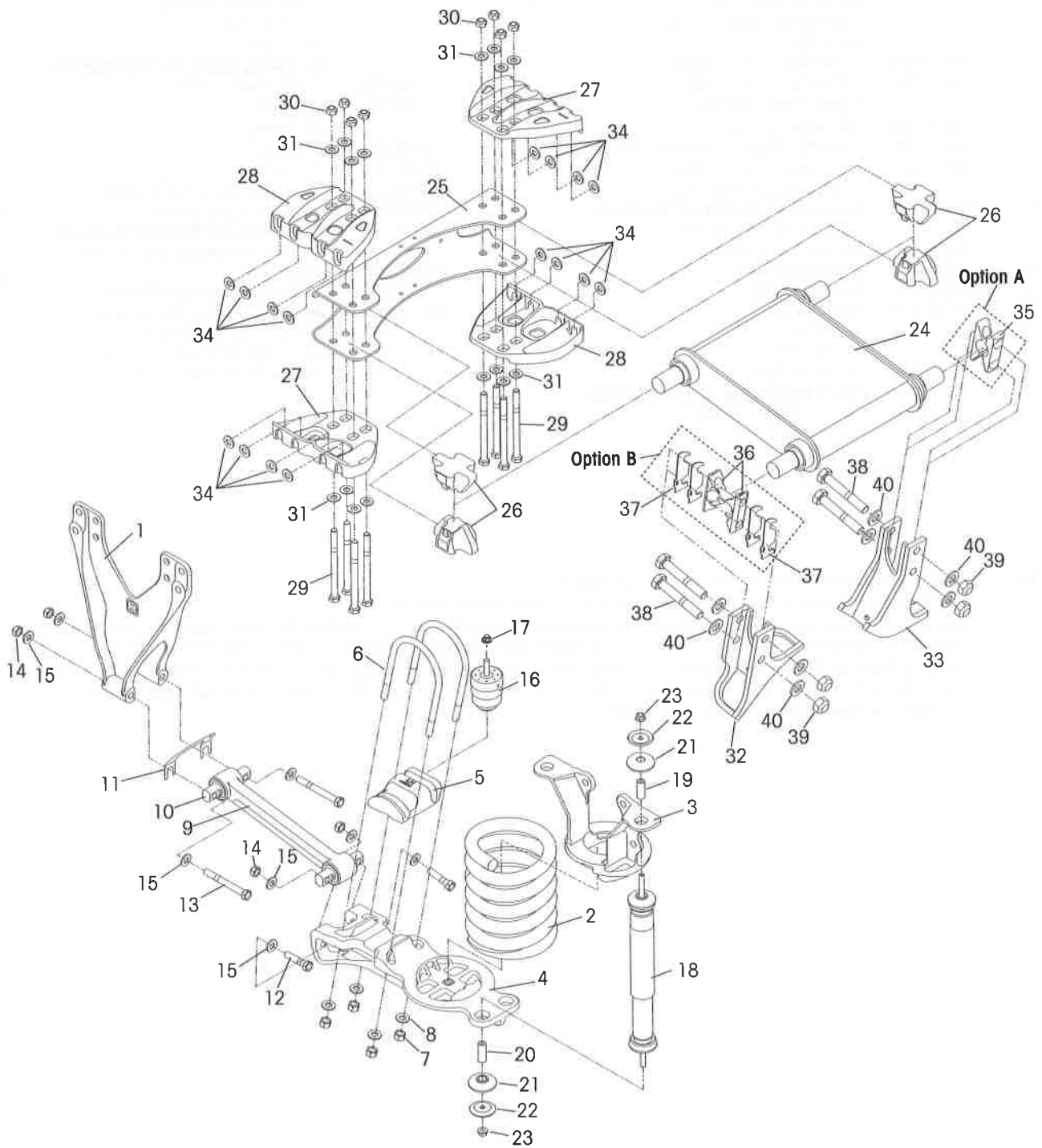
NOTE: Brackets for drive axles are supplied by the axle manufacturer.

* Hendrickson recommends the use of OTC installation tools for center bushing replacement.

** Hendrickson's part number is stamped on the rod for identification. Be sure to include the suffix number when ordering, this number indicates rod length. Hendrickson's two-piece ULTRA ROD® can be used to create the desired length. See Selection Guide 45745-148.

*** Transverse Rods (Key 25) are mandatory for all walking beam series suspensions with capacities of 44,000 lbs. through 52,000 lbs. when using rubber center bushings (Key 8), regardless of axle spacing. See literature no. 59310-004 for mandatory use of transverse rods.

**** Item included in assembly only, part not sold separately.

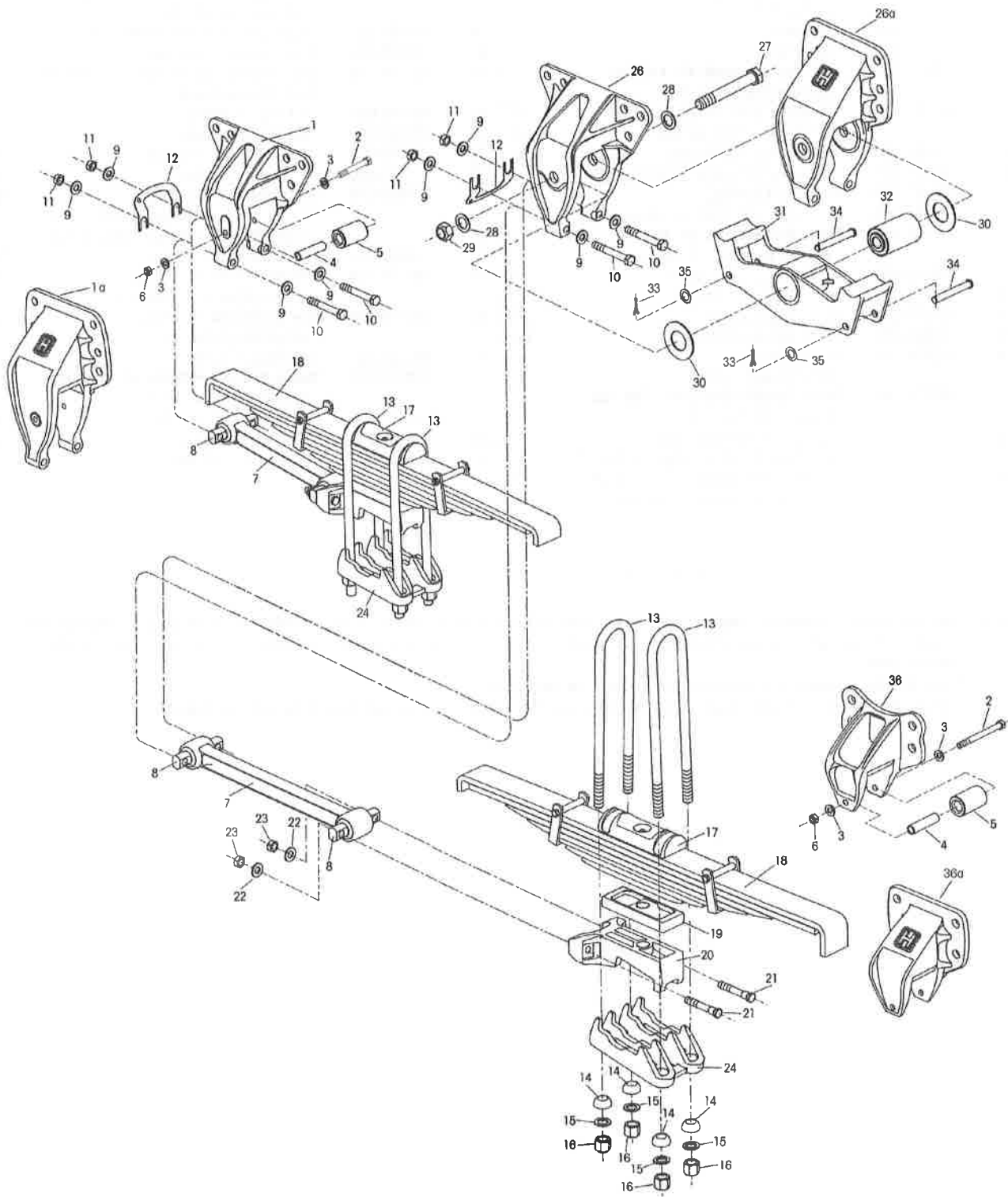


KEY NO.	PART NO.	DESCRIPTION	NO. REQ.	KEY NO.	PART NO.	DESCRIPTION	NO. REQ.
1	66512-000	Frame Hanger	2	21		**Rubber Isolator	4
2	66319-000	Coil Spring – 17.5K Lbs.	2	22		**Retaining Washer	4
3	66315-000	Coil Spring Hanger	2	23		**M12 Flange Locknut	4
4	66317-000	Lower Coil Spring Bracket	2		66513-002	Torque Box Cross Member Assembly, Includes Key Nos. 24-31	1
5		Axle Top Pad		24	64785-005	Torque Box, <i>Replaces 64785-004</i>	1
	66316-001	Left Hand	1	25	64970-000	Cross Member C-Channel	1
	66316-002	Right Hand	1	26	65144-000	Cross Member Bar Pin Clamp (Aluminum)	4
	58821-022	Axle Clamp Fastener Kit, Axle Set, Includes Key Nos. 6-8				Cross Member Gusset	
6	66323-000	5/8"-18 UNF 9.45" U-bolt	4	27	66503-001	RH Top, LH Bottom	2
7		*5/8"-18 UNF U-bolt Tall Nut	8	28	66503-002	LH Top, RH Bottom	2
8	22962-004	5/8" Hardened Flat Washer	8	29	32043-016	5/8"-11 UNC 8.0" Hex Bolt	8
9	48411-015	Torque Rod Assembly, Includes Key No.10	2	30	47764-000	5/8"-11 UNC Locknut	8
10	47691-000	Torque Rod Bushing	4	31	22962-004	5/8" Hardened Flat Washer	16
11	57856-000	1/2" Torque Rod Shim (as required)	4	32		*Torque Box Axle Bracket - Dana (Short)	1
	49176-027	Torque Rod Fastener Kit, Axle Set, Includes Key Nos. 12-15		33		*Torque Box Axle Bracket - Dana (Long)	1
12	32043-002	5/8"-11 UNC 2.75" Hex Bolt	4	34	22962-004	5/8" Hardened Flat Washer	16
13	32043-019	5/8"-11 UNC 5.5" Hex Bolt	4	35	66174-000	Axle Bracket Bar Pin Clamp, ***Non-Adjustable (Option A)	2
14	47764-000	5/8"-11 UNC Locknut	8	36	66274-000	Axle Bracket Bar Pin Clamp, Adjustable (Option B)	2
15	22962-004	5/8" Hardened Flat Washer	16	37	65737-001	Axle Bracket Shims	4
16	66308-001	Auxiliary Bumper	2		66027-002	Torque Box Axle Fastener Kit, Axle Set, Includes Key Nos. 38-40	
17		*M10 Flanged Locknut	2	38	58917-003	3/4"-10 UNC 5.5" Hex Bolt	4
	60961-149	Shock Absorber Service Kit, One Side, Includes Key Nos. 18-23		39	49842-000	3/4"-10 UNC Locknut	4
18		**Shock Absorber Assembly, M12 Stud Mount, Includes Key Nos.19-20	2	40	22962-001	3/4" Hardened Flat Washer	8
19		**Upper Shock Spacer - 1 15/16" Length	2				
20		**Lower Shock Spacer - 2 3/16" Length	2				

NOTE: * Not supplied by Hendrickson, used for reference only. Refer to vehicle manufacturer for more information. Hendrickson is not responsible for components supplied by vehicle manufacturer. For assistance with maintenance and rebuild instructions on these components see vehicle manufacturer.

** Item included in assembly or service kit only, part not sold separately.

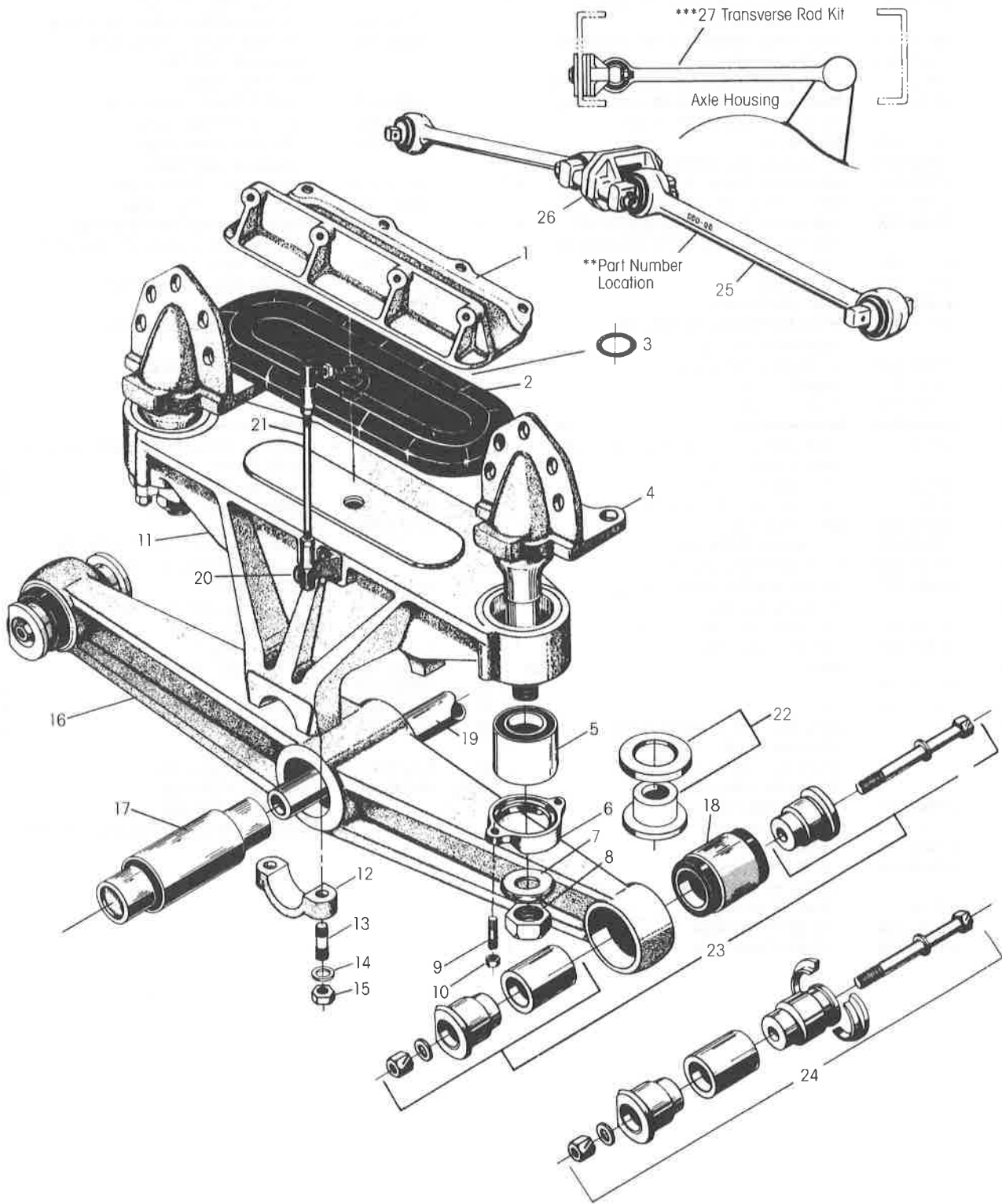
*** Vehicle may be equipped with adjustable bar pin clamp and axle bracket shims on both sides of the axle, see Option B.



KEY NO.	PART NO.	DESCRIPTION	NO. REQ.
1		Front Spring Hanger	2
	56667-001	Casting No. 49848-000 (HFS 360) <i>Replaces 50027-001</i>	
	56667-001	Casting No. 56666-000 (HFS 360)	
	56670-001	Casting No. 50291-000 (HFS 400) <i>Replaces 50292-001</i>	
	56670-001	Casting No. 56669-000 (HFS 40LH/400)	
1a	56673-001	Casting No. 56672-000	
	56830-	Casting No. 56829-000 (Specify Customer)	
	49175-013	Rebound Roller Kit, Axle Set , Includes Key Nos. 2-6, <i>Replaces 49175-005</i>	
2	24531-015	Rebound Bolt	4
3	22962-014	1/2" Hardened Flat Washer	8
4	57988-000	Rebound Bolt Spacer, <i>Replaces 47458-000</i>	4
5	57989-000	Rebound Roller, <i>Replaces 48883-000</i>	4
6	49846-000	Rebound Bolt Nut, <i>Replaces 46578-000</i>	4
7		Shim Type Adjustable Torque Rod Assembly	
	48411-006	14.41" Front	
	48411-007	20.31" Rear	
8	47691-000	Torque Rod Bushing	8
	49176-001	Torque Rod Fastener Kit, Axle Set , Includes Key Nos. 9-11	
9	22962-004	5/8" Hardened Flat Washer	16
10	32043-005	Torque Rod Bolt	8
11	47764-000	Torque Rod Nut	8
12	49689-000	Torque Rod Shim	As Req.
	48718-	U-bolt Assembly, Includes Key Nos. 13-16	
13		U-bolt, Specify Length	16
	49684-	3/4" U-bolt HFS 40LH	
	47417-	7/8" U-bolt HFS 360, HFS 400	
14	48574-000	Spherical Washer	16
15	22962-002	7/8" Hardened Flat Washer	16
16	50765-000	3/4"-14 UNF U-Bolt Locknut	16
17	50788-000	Top Pad, Included with Key No. 18	
18		HFS Spring Assembly	4
	50795-000	HFS 360, 40LH, 36K Capacity	
	50796-000	HFS 400, 40K Capacity	
19		Spacer	As Req.
	48902-000	1"	
	48903-000	1 1/2"	
20		Spring Seat Front, Includes Key Nos. 21-23 (Rockwell SL, SQ-100, RT34-145, RT40-145, Eaton D341, D402)	2
		Casting No. 50567-000	
	50569-001	2.25° Pinion Angle	
	50569-004	3.25° Pinion Angle	
	50569-007	4.00° Pinion Angle	
	50569-010	5.00° Pinion Angle	
		Casting No. 50573-000	
	50575-001	9.50° Pinion Angle	
	50575-004	10.50° Pinion Angle	
	50575-009	12.00° Pinion Angle	

KEY NO.	PART NO.	DESCRIPTION	NO. REQ.
21	49063-000	Spring Seat Bolt	8
22	22962-004	5/8" Hardened Flat Washer	8
23	47764-000	Axle Cap Nut	8
24		Axle Bottom Cap	4
		(Rockwell RT34-145, RT40-145)	
	50216-000	LHF/RHF/LHR/RHR 0-9.5° Pinion Angle	
	50222-000	LHR/RHR 10-12.5° Pinion Angle	
		(Rockwell SL-100, SQ-100, Eaton D341, D402)	
	50216-000	LHF/RHR 0-9.5° Pinion Angle	
	50217-000	RHF 0-9.5° Pinion Angle	
	50222-000	LHR 0-9.5° Pinion Angle, <i>Replaces 50218-000</i>	
	50221-000	LHR 10-12.5° Pinion Angle	
	50222-000	RHR 10-12.5° Pinion Angle	
25		Center Spring Hanger and Equalizing Beam Assembly, Includes Key Nos. 26-31	2
	50026-001	HFS 360, 40LH	
	50026-001	HFS 400, <i>Replaces 50026-002</i>	
25a	50681-001	HFS 360, 40LH	
	50681-001	HFS 400, <i>Replaces 50681-002</i>	
26		Center Spring Hanger	2
	56676-001	Casting No. 50289-000 <i>Replaces 50290-001</i>	
	56676-001	Casting No. 56675-000	
26a	56833-003	Casting No. 56832-000	
	56927-	Casting No. 56926-000 (Specify Customer)	
27	30550-035	1" Center Bushing Bolt	2
28	22962-006	1" Hardened Flat Washer	4
29	08017-000	1" Center Bushing Locknut	2
30	47416-000	Thrust Washer	4
31		Equalizing Beam Assembly, Includes Key Nos. 32-35 (Casting No. 49801-002)	2
	49803-002	HFS 360, 40LH	
	49803-002	HFS 400, <i>Replaces 49803-003</i>	
32		Center Bushing	2
	47420-000	HFS 360, 40LH	
	47420-000	HFS 400, <i>Replaces 48402-000</i>	
33	17800-013	Cotter Pin	4
34	50432-000	Clevis Pin	4
35	50924-000	5/8" Hardened Washer	4
		Rear Spring Hanger	2
36	50028-001	Casting No. 49954-000	
36a	48530-004	Casting No. 48991-000 <i>Replaces 47436-003</i>	
	48530-	Casting No. 48529-000 (Specify Customer)	

Obsolete 1/89

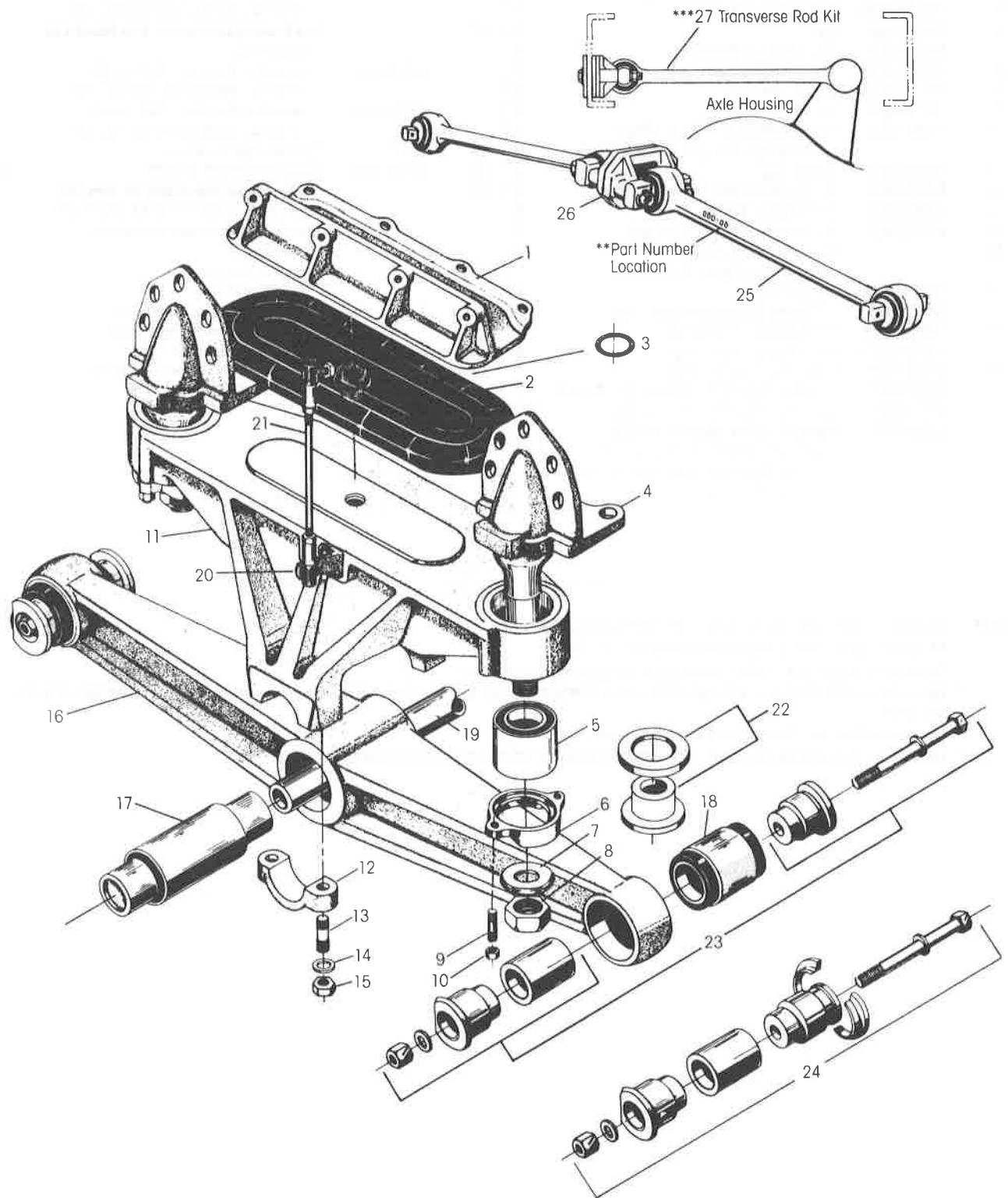


KEY NO.	PART NO.	DESCRIPTION	NO. REQ.	KEY NO.	PART NO.	DESCRIPTION	NO. REQ.
1	10327-001	*Air Spring Frame Hanger	2	23		End Bushing Adapter Kit, One Wheel End	
2	13233-001	*Air Spring	2		45000-013L	Use w/End Bushing – 5¼" Length (Part No. 06969-000 Key No. 18)	
3	35475-000	*O Ring – Air Spring Orifice	2		45000-007L	Use w/End Bushing – 5¾" Length (Part No. 45900-000 Key No. 18)	
4	14059-023	*Frame Hanger, Includes Key Nos. 7-8	4	24		End Bushing Adapter Kit, One Wheel End	
5	19279-000L	Vertical Bushing	4			w/Split Ring	
6	05917-000	Cap	4		45000-014L	Use w/End Bushing – 5¼" Length (Part No. 06969-000 Key No. 18)	
7	08536-000	1½" Concave Washer	4		45000-008L	Use w/End Bushing – 5¾" Length (Part No. 45900-000 Key No. 18)	
8	25151-000	1½"-12 UNF Locknut	4	25	32271-	**Torque Rod Assembly	2
9	19111-001	5⁄8"-18 UNF Stud	8	26	22186-000	Torque Rod Frame Bracket	2
10	19114-000	5⁄8"-18 UNF Locknut	8	27		***Transverse Torque Rod Kit, Axle Set	
11	11480-003	*Saddle Assembly – 12¼" Height, Includes Key Nos. 5-6, 9-10 & 12-15	2			See Lit. No. 59310-004 for proper axle bracket and Assembly Instructions	
12	06662-000	Saddle Cap	4			Consists of:	
13	09029-000	7⁄8"-14 UNF/9 UNC Saddle Cap Stud	8			2-Axle Brackets	
14	22962-002	7⁄8" Hardened Washer	8			2-Torque Rods	
15	04842-000	7⁄8"-14 UNF Saddle Cap Locknut	8			2-Torque Rod Frame Brackets	
16		Equalizing Beam Assembly See Selection Guide 45745-147	2			2-Frame Reinforcement Plates	
17	06664-000L	Center Bushing	2		30286-000	*Adhesive Tube, EC-4475-3M	1
	22279-000L	****Center Bushing w/Loose Plug	2			(For use at the Bottom Side of the Air Spring Key No. 2)	
18	06969-000L	End Bushing - 5¼" Length	4				
	45900-000L	End Bushing - 5¾" Length	4				
19	44642-008L	Cross Tube - 44 7⁄8" Length	1				
20	22202-000	*Leveling Valve Arm Extension Rod Bracket	2				
21	22110-002	*Leveling Valve Arm Extension Rod	2				
22	31005-002	Rebound Control Stop Kit, Axle Set, Optional: Consists of 4 Bumpers & 4 Stop Nuts (Eliminates Nut, Key No. 8) See Lit. No. 17730-133					

NOTE: Brackets for drive axles are supplied by the axle manufacturer.
Air System, see Air Piping Service Parts Sheet No. SP-131.

- * No longer a service item. Contact Hendrickson to upgrade to a conversion.
- ** Hendrickson's part number is stamped on the rod for identification. Be sure to include the suffix number when ordering, this number indicates rod length.
- *** Transverse Rods (Key 27) are required with AR Series.
- **** Hendrickson recommends the use of OTC installation tools for center bushing replacement.

Obsolete 1/89

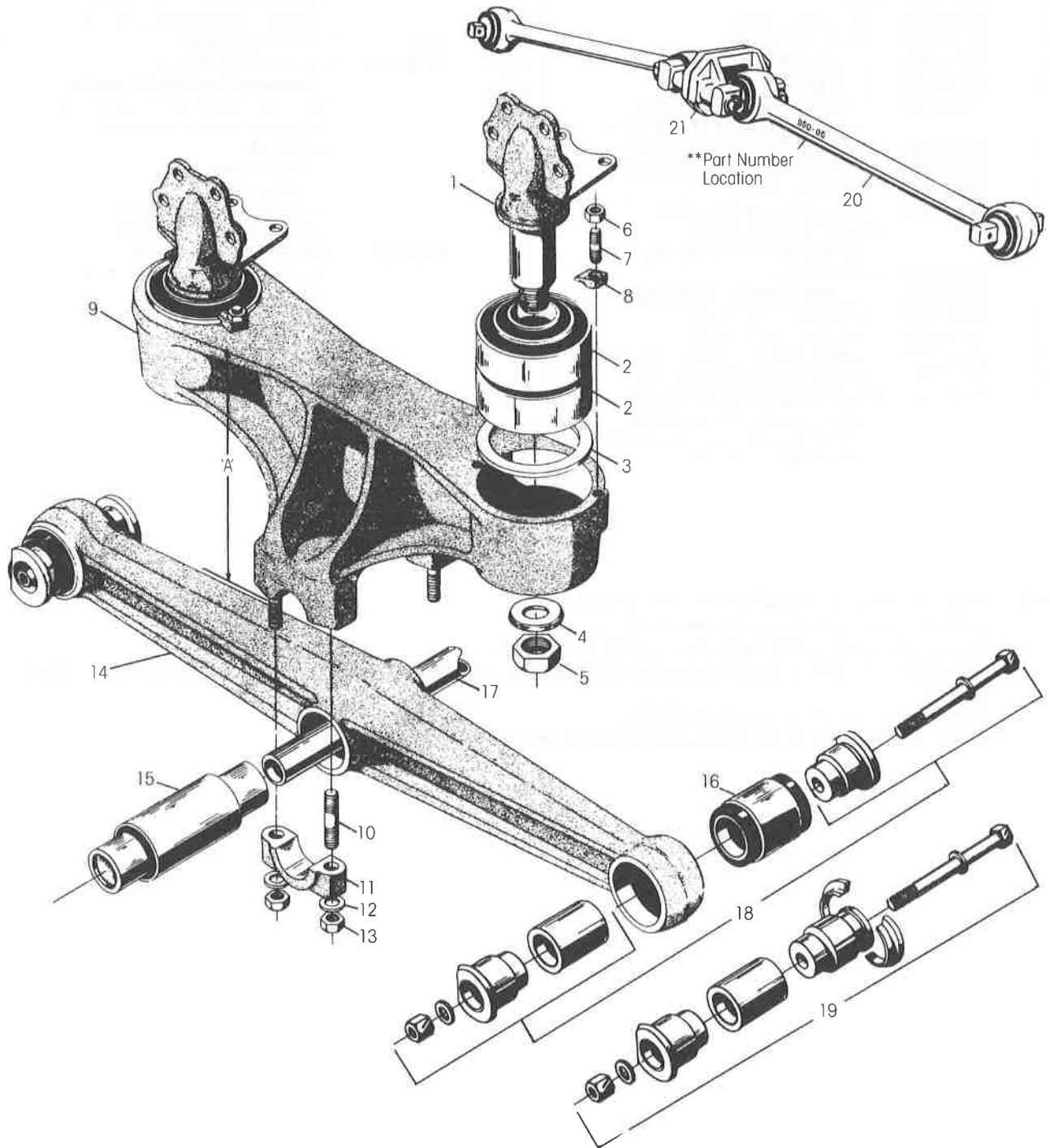


KEY NO.	PART NO.	DESCRIPTION	NO. REQ.	KEY NO.	PART NO.	DESCRIPTION	NO. REQ.
1	10327-001	*Air Spring Frame Hanger	2	23	45000-007L	End Bushing Adapter Kit, One Wheel End Use w/End Bushing – 5¾" Length (Part No. 45900-000 Key No. 18)	
2	13233-001	*Air Spring	2	24	45000-008L	End Bushing Adapter Kit, One Wheel End w/Split Ring Use w/End Bushing – 5¾" Length (Part No. 45900-000 Key No. 18)	
3	35475-000	*O Ring—Air Spring Orifice	2	25	32271-	**Torque Rod Assembly	2
4	14059-023	*Frame Hanger, Includes Key Nos. 7-8	4	26	22186-000	Torque Rod Frame Bracket	2
5	19279-000	Vertical Bushing	4	27		***Transverse Torque Rod Kit, Axle Set See Lit. No. 59310-004 for proper axle bracket and Assembly Instructions Consists of: 2-Axle Brackets 2-Torque Rods 2-Torque Rod Frame Brackets 2-Frame Reinforcement Plates	
6	05917-000	Cap	4		30286-000	*Adhesive Tube, EC-4475-3M (For use at Bottom Side of Air Spring Key No. 2)	1
7	08536-000	1½" Concave Washer	4				
8	25151-000	1½"-12 UNF Locknut	4				
9	19111-001	⅝"-18 UNF Stud	8				
10	19114-000	⅝"-18 UNF Locknut	8				
11	11480-015	*Saddle Assembly – 12¼" Height, Includes Key Nos. 5-6, 9-10 & 12-15	2				
12	58795-000	Saddle Cap, <i>Replaces 06612-000</i>	4				
13	09030-000	⅞"-14 UNF/9 UNC Saddle Cap Stud	8				
14	22962-002	⅞" Hardened Washer	8				
15	04842-000	⅞"-14 UNF Saddle Cap Locknut	8				
16		Equalizing Beam Assembly See Selection Guide 45745-147	2				
17	05919-000L	Center Bushing	2				
	22282-000L	****Center Bushing w/ Loose Plug	2				
18	45900-000L	End Bushing – 5¾" Length	4				
19	44643-009L	Cross Tube – 44⅞" Length	1				
20	22202-000	*Leveling Valve Arm Extension Rod Bracket	2				
21	22110-002	*Leveling Valve Arm Extension Rod	2				
22	31005-002	Rebound Control Stop Kit, Axle Set Optional: Consists of 4 Bumpers & 4 Stop Nuts (Eliminates Nut, Key No. 8) See Lit. No. 17730-133					

NOTE: Brackets for drive axles are supplied by the axle manufacturer.
Air System, see Air Piping Service Parts Sheet No. SP-131.

- * No longer service item. Contact Hendrickson to upgrade to a conversion.
- ** Hendrickson's part number is stamped on the rod for identification. Be sure to include the suffix number when ordering, this number indicates rod length.
- *** Transverse Rods (Key 27) are required with AR Series.
- **** Hendrickson recommends the use of OTC installation tools for center bushing replacement.

Obsolete 1/89

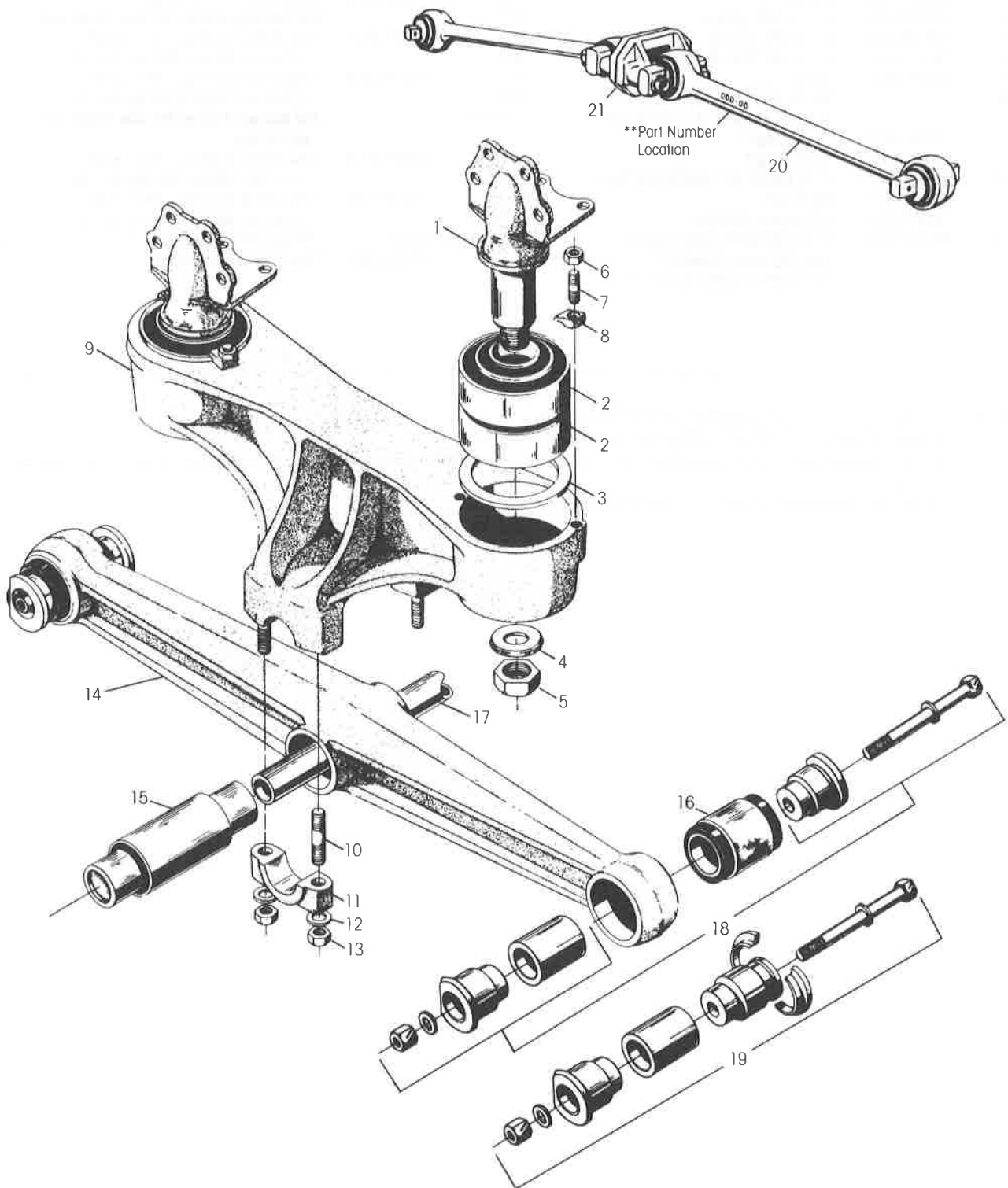


KEY NO.	PART NO.	DESCRIPTION	NO. REQ.	KEY NO.	PART NO.	DESCRIPTION	NO. REQ.
1	23217-013	Frame Hanger, Undrilled, Includes Key Nos. 4-5 (Casting No. 21283-001)	4	15	06664-000L	Center Bushing	2
2	15137-000	*Shear Spring	8	22279-000L	***Center Bushing w/Loose Plug	2	
3	21278-000	Spacer Ring	4	16	06969-000L	End Bushing – 5¼" Length	4
4	21037-000	Washer	4	45900-000L	End Bushing – 5¾" Length	4	
5	25151-000	1½"-12 UNF Locknut	4	17	44642-008L	Cross Tube – 44⅞" Length	1
6	19114-000	⅝"-18 UNF Locknut	8	18	End Bushing Adapter Kit, One Wheel End		
7	19111-001	⅝"-18 UNF Stud, <i>Replaces 19111-005</i>	8	45000-013L	Use w/End Bushing – 5¼" Length (Part No. 06969-000 Key No. 16)		
8	21297-000	Clamp	8	45000-007L	Use w/End Bushing – 5¾" Length (Part No. 45900-000 Key No. 16)		
9		*Saddle Assembly - Dim. 'A', Includes Key Nos. 2-3, 6-8 & 10-13	2	19	End Bushing Adapter Kit, One Wheel End		
	18760-003	12⅞" Height			w/Split Ring		
	18760-011	13¾" Height		45000-014L	Use w/End Bushing – 5¼" Length (Part No. 06969-000 Key No. 16)		
10	09029-000	⅞"-14 UNF/9 UNC Saddle Cap Stud	8	45000-008L	Use w/End Bushing – 5¾" Length (Part No. 45900-000 Key No. 16)		
11	06662-000	Saddle Cap	4	20	32271-	**Torque Rod Assembly	2
12	22962-002	⅞" Hardened Washer	8	21	22186-000	Torque Rod Frame Bracket	2
13	04842-000	⅞"-14 UNF Saddle Cap Locknut	8				
14		Equalizing Beam Assembly See Selection Guide 45745-147	2				

NOTE: Brackets for drive axles are supplied by the axle manufacturer.

- * No longer a service item. Contact Hendrickson to upgrade to a conversion.
- ** Hendrickson's part number is stamped on the rod for identification. Be sure to include the suffix number when ordering, this number indicates rod length.
- *** Hendrickson recommends the use of OTC installation tools for center bushing replacement.

Obsolete 1/89

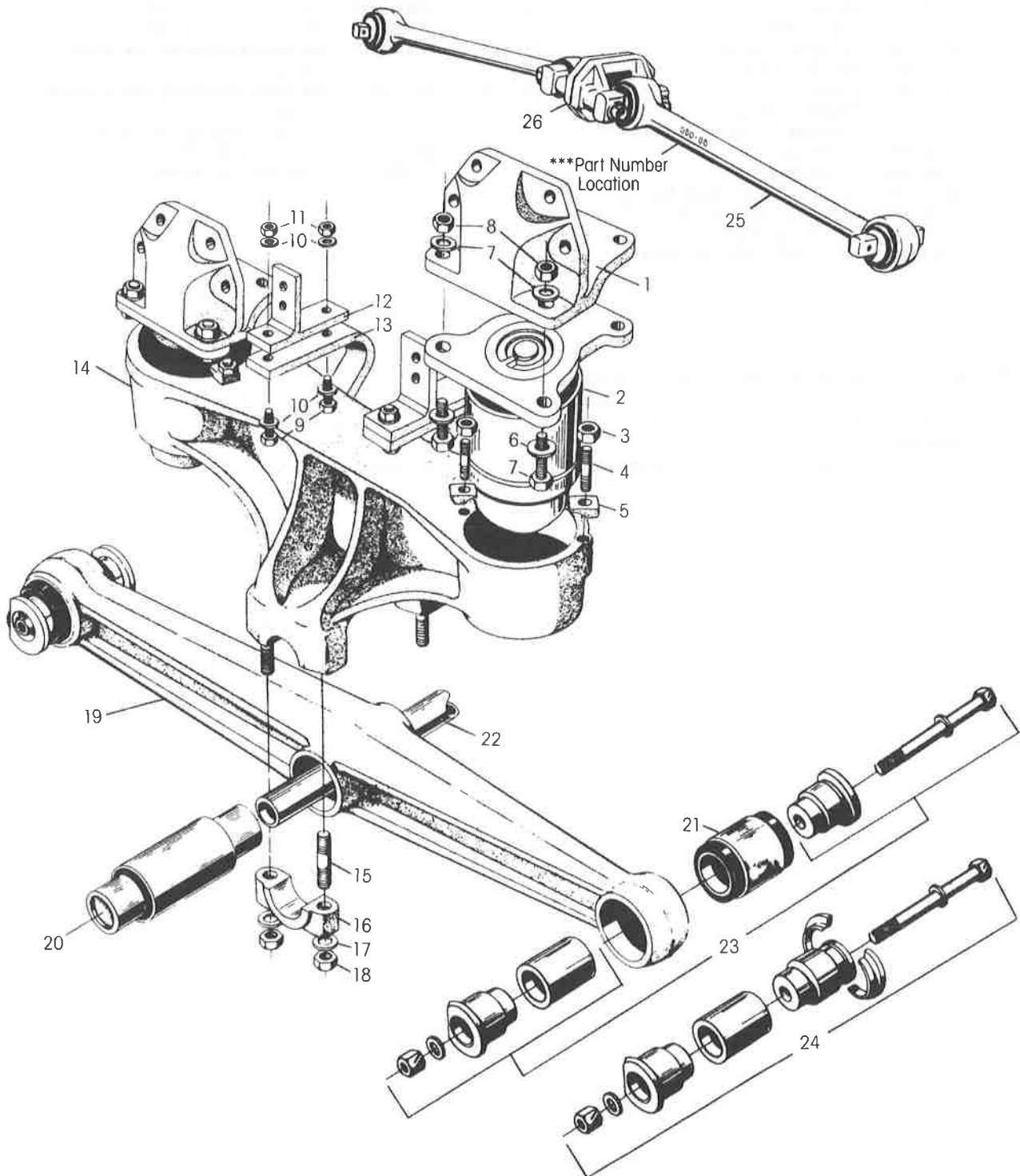


KEY NO.	PART NO.	DESCRIPTION	NO. REQ.	KEY NO.	PART NO.	DESCRIPTION	NO. REQ.
1	23217-013	Frame Hanger, Undrilled, Includes Key Nos. 4-5 (Casting No. 21283-001)	4	14		Equalizing Beam Assembly See Selection Guide 45745-147	2
2	15137-000	*Shear Spring	8	15	05919-000L	Center Bushing	2
3	21278-000	Spacer Ring	4		22282-000L	***Center Bushing w/Loose Plug	2
4	21037-000	Washer	4	16	45900-000L	End Bushing - 5¾" Length	4
5	25151-000	1½"-12 UNF Locknut	4	17	44643-009L	Cross Tube - 44⅞" Length	1
6	19114-000	5⁄8"-18 UNF Locknut	8	18	45000-007L	End Bushing Adapter Kit, One Wheel End Use w/End Bushing - Key No. 16	
7	19111-001	5⁄8"-18 UNF Stud, <i>Replaces 19111-005</i>	8	19	45000-008L	End Bushing Adapter Kit, One Wheel End w/Split Ring Use w/End Bushing - Key No. 16	
8	21297-000	Clamp	8	20	32271-	**Torque Rod Assembly	2
9		*Saddle Assembly, Includes Key Nos. 2-3, 6-8 & 10-13	2	21	22186-000	Torque Rod Frame Bracket	2
	18760-005	12⅞" Height					
	18760-013	13¾" Height	2				
10	09030-000	7⁄8"-14 UNF/9 UNC Saddle Cap Stud	8				
11	58795-000	Saddle Cap, <i>Replaces 06612-000</i>	4				
12	22962-002	7⁄8" Hardened Washer	8				
13	04842-000	7⁄8"-14 UNF Saddle Cap Locknut	8				

NOTE: Brackets for drive axles are supplied by the axle manufacturer.

- * No longer a service item. Contact Hendrickson to upgrade to a conversion.
- ** Hendrickson's part number is stamped on the rod for identification. Be sure to include the suffix number when ordering, this number indicates rod length.
- *** Hendrickson recommends the use of OTC installation tools for center bushing replacement.

Obsolete 1/89

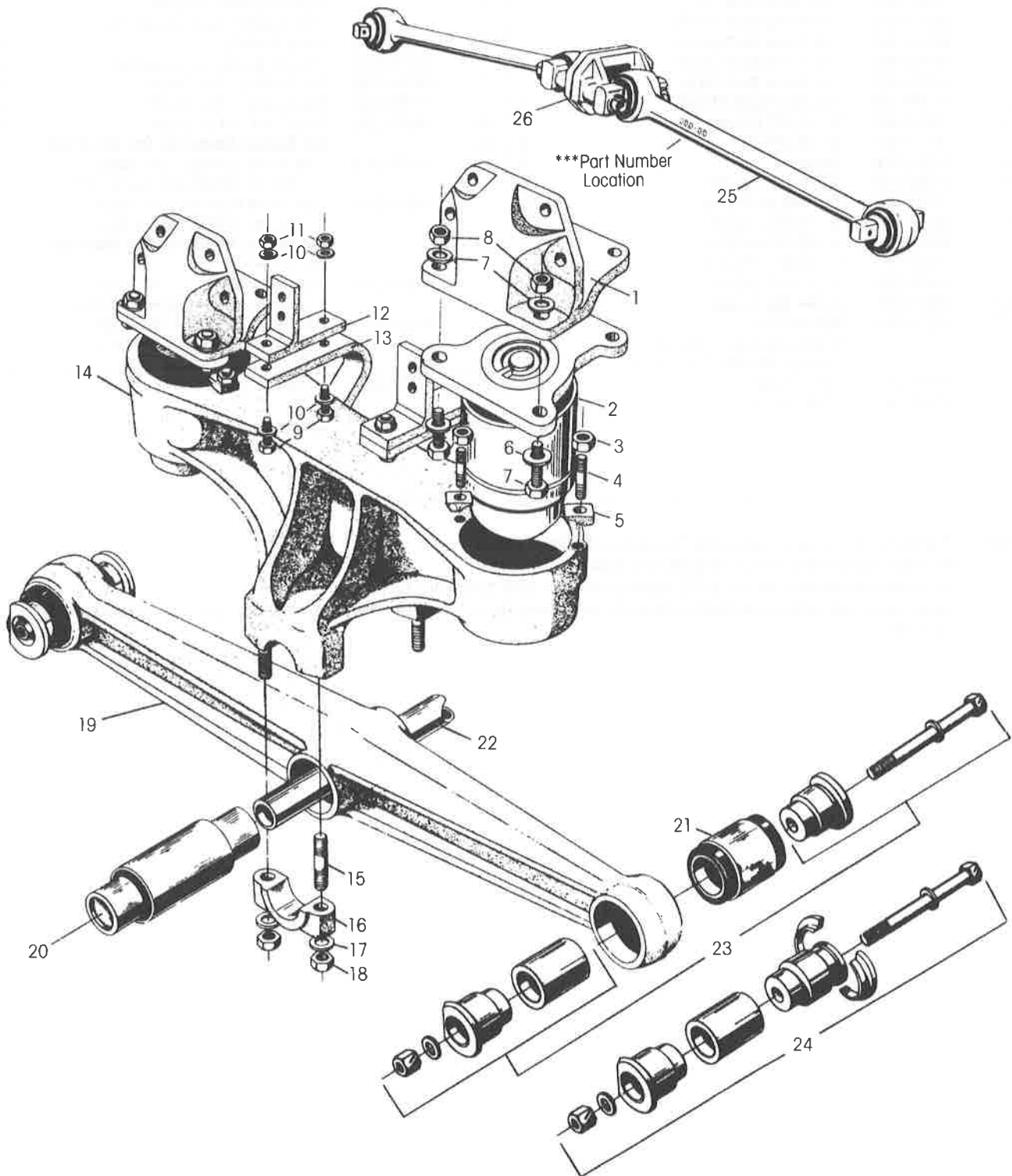


KEY NO.	PART NO.	DESCRIPTION	NO. REQ.	KEY NO.	PART NO.	DESCRIPTION	NO. REQ.
1		Frame Hanger, Drilled (Casting No. 46205-000)	4	15	09029-000	7/8"-14 UNF/9 UNC Saddle Cap Stud	8
	46202-001	Fits Frame Width 34"		16	06662-000	Saddle Cap	4
	46202-002	Fits Frame Width 34.12"		17	22962-002	7/8" Hardened Washer	8
	46202-003	Fits Frame Width 34.25"		18	04842-000	7/8"-14 UNF Locknut	8
	46202-004	Fits Frame Width 34.38"		19		Equalizing Beam Assembly See Selection Guide 45745-147	
	46202-005	Fits Frame Width 34.50"		20	06664-000L	Center Bushing	2
	46202-006	Fits Frame Width 34.62"			22279-000L	**Center Bushing w/ Loose Plug	2
	46202-007	Fits Frame Width 34.81"		21	06969-000L	End Bushing - 5 1/4" Length	4
2	47585-075	*V4 Visco Elastic Module	4		45900-000L	End Bushing - 5 3/4" Length	4
3	19114-000	5/8"-18 UNF Locknut	8	22	44642-008L	Cross Tube - 44 7/8" Length	1
4	19111-001	5/8"-18 UNF Stud	8	23		End Bushing Adapter Kit, One Wheel End	
5	21297-000	Clamp	8		45000-013L	Use w/End Bushing - 5 1/4" Length (Part No. 06969-000 Key No. 21)	
6	21867-038	3/4"-16 UNF Hex Bolt	8		45000-007L	Use w/End Bushing - 5 3/4" Length (Part No. 45900-000 Key No. 21)	
7	22962-001	3/4" Hardened Washer	16	24		End Bushing Adapter Kit, One Wheel End	
8	30191-000	3/4"-16 UNF Locknut	8		45000-014L	w/Split Ring Use w/End Bushing - 5 1/4" Length (Part No. 06969-000 Key No. 21)	
9	30970-007	1/2"-20 UNF Hex Bolt	4		45000-008L	Use w/End Bushing - 5 3/4" Length (Part No. 45900-000 Key No. 21)	
10	22962-011	1/2" Hardened Washer	8	25	32271-	***Torque Rod Assembly	2
11	30978-000	1/2"-20 UNF Locknut	4	26	22186-000	Torque Rod Frame Bracket	2
12	46970-002	Jounce Stop Hanger	4				
13	46210-000	Rebound Stop	4				
14		*Saddle Assembly - Dim. 'A', Includes Key Nos. 2-5, 15-18	2				
	47680-001	12 7/8" Height					
	47680-002	13 3/4" Height	2				

NOTE: Brackets for drive axles are supplied by the axle manufacturer.

- * No longer a service item. Contact Hendrickson to upgrade to a conversion.
- ** Hendrickson recommends the use of OTC installation tools for center bushing replacement.
- *** Hendrickson's part number is stamped on the rod for identification. Be sure to include the suffix number when ordering, this number indicates rod length.

Obsolete 1/89



KEY NO.	PART NO.	DESCRIPTION	NO. REQ.	KEY NO.	PART NO.	DESCRIPTION	NO. REQ.
1		Frame Hanger, Drilled (Casting No. 46205-000)	4	14		*Saddle Assembly – Dim. 'A', Includes Key Nos. 2-5, 15-18	2
	46202-001	Fits Frame Width 34"			47680-005	12 ⁷ / ₈ " Height	
	46202-002	Fits Frame Width 34.12"			47680-006	13 ³ / ₄ " Height	
	46202-003	Fits Frame Width 34.25"		15	09030-000	⁷ / ₈ "-14 UNF/9 UNC Saddle Cap Stud	8
	46202-004	Fits Frame Width 34.38"		16	58795-000	Saddle Cap, <i>Replaces 06612-000</i>	4
	46202-005	Fits Frame Width 34.50"		17	22962-002	⁷ / ₈ " Hardened Washer	8
	46202-006	Fits Frame Width 34.62"		18	04842-000	⁷ / ₈ "-14 UNF Locknut	8
	46202-007	Fits Frame Width 34.81"		19		Equalizing Beam Assembly See Selection Guide 45745-147	
2	47585-085	*V4 Visco Elastic Module	4	20	05919-000L	Center Bushing	2
3	19114-000	⁵ / ₈ "-18 UNF Locknut	8		22282-000L	**Center Bushing w/Loose Plug	2
4	19111-001	⁵ / ₈ "-18 UNF Stud	8	21	45900-000L	End Bushing – 5 ³ / ₄ " Length	4
5	21297-000	Clamp	8	22	44643-009L	Cross Tube – 44 ⁷ / ₈ " Length	1
6	21867-038	³ / ₄ "-16 UNF Hex Bolt	8	23	45000-007L	End Bushing Adapter Kit, One Wheel End Use w/End Bushing – 5 ³ / ₄ " Length (Part No. 45900-000 Key No. 21)	
7	22962-001	³ / ₄ " Hardened Washer	16	24	45000-008L	End Bushing Adapter Kit, One Wheel End With Split Ring Use w/End Bushing – 5 ³ / ₄ " Length (Part No. 45900-000 Key No. 21)	
8	30191-000	³ / ₄ "-16 UNF Locknut	8	25	32271-	***Torque Rod Assembly	
9	30970-007	¹ / ₂ "-20 UNF Hex Bolt	4	26	22186-000	Torque Rod Frame Bracket	
10	22962-011	¹ / ₂ " Hardened Washer	8				
11	30978-000	¹ / ₂ "-20 UNF Locknut	4				
12	46970-002	Jounce Stop Hanger	4				
13	46210-000	Rebound Stop	4				

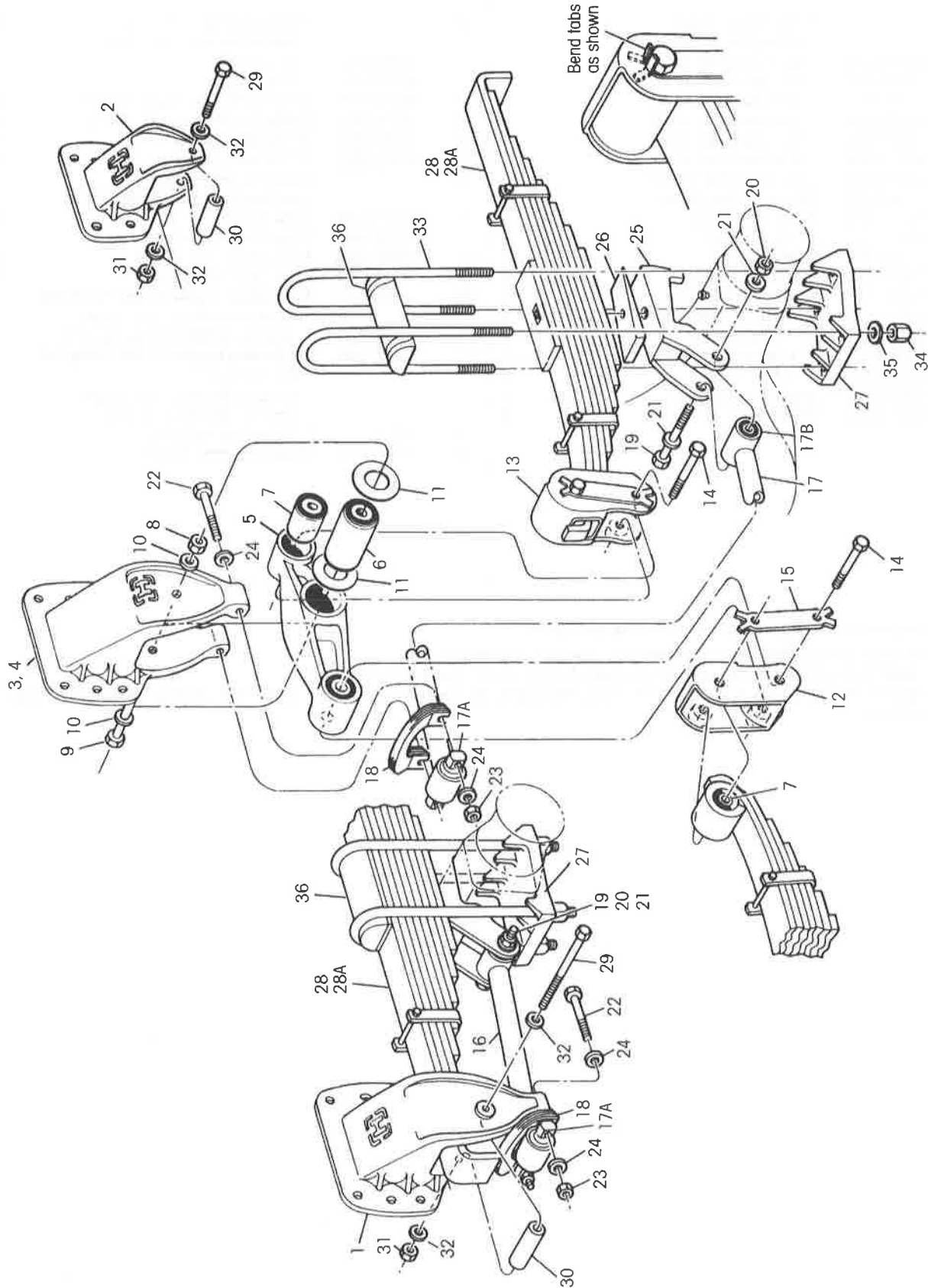
NOTE: Brackets for drive axles are supplied by the axle manufacturer.

* No longer a service item. Contact Hendrickson to upgrade to a conversion.

** Hendrickson recommends the use of OTC installation tools for center bushing replacement.

*** Hendrickson's part number is stamped on the rod for identification. Be sure to include the suffix number when ordering, this number indicates rod length.

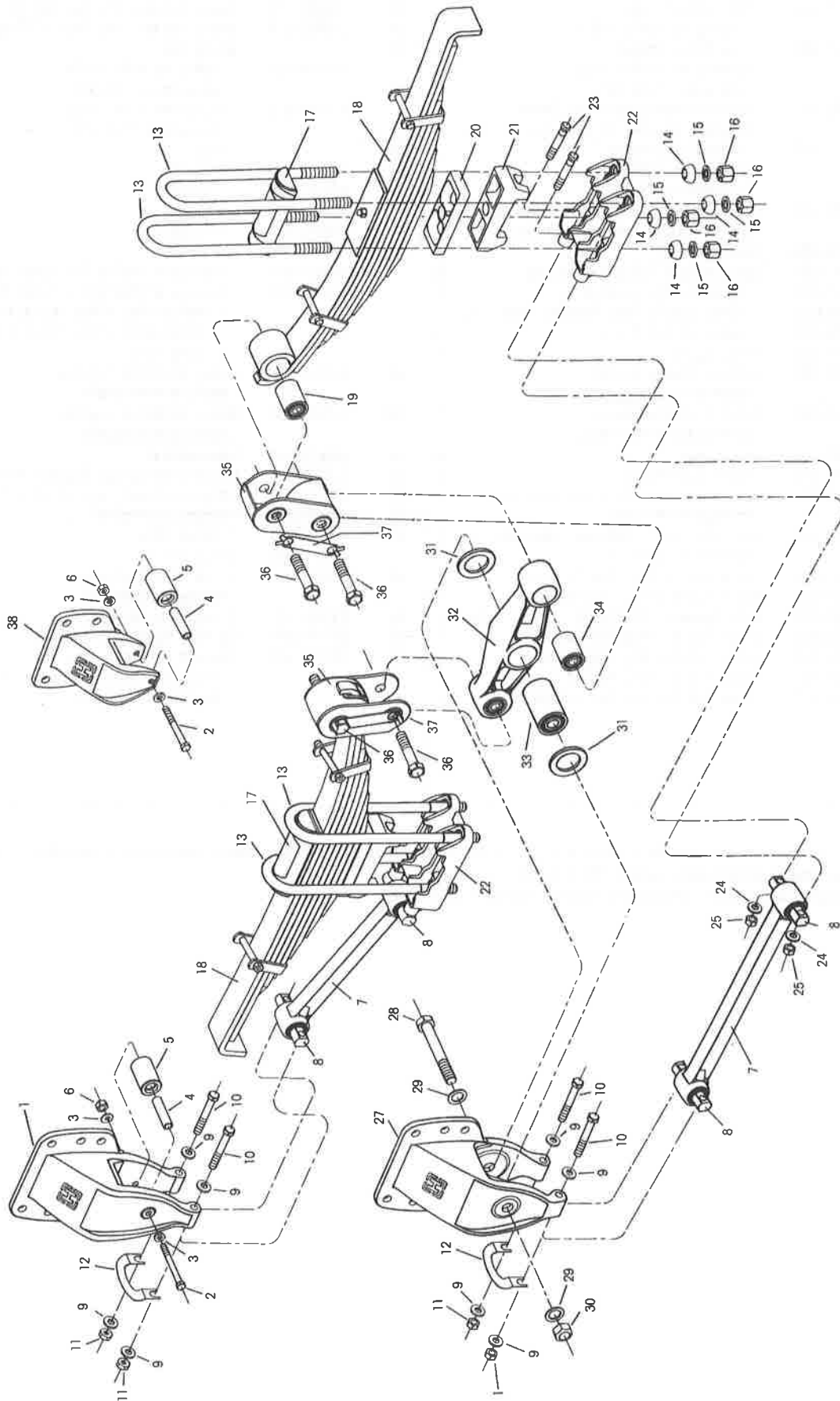
Obsolete 8/84-1/89



KEY NO.	PART NO.	DESCRIPTION	NO. REQ.	KEY NO.	PART NO.	DESCRIPTION	NO. REQ.
1	47432-002	*Front Spring Hanger (Casting No. 47431-000)	2	23	30585-000	Torque Rod Mounting Nut (Hanger)	8
2	48530-004	**Rear Spring Hanger (Casting No. 48991-000) <i>Replaces 47436-003</i>	2	24	22962-004	Torque Rod Mounting Washer (Hanger)	16
3	47445-001	**Center Hanger & Equalizing Beam Assembly, Includes Key Nos. 4-5, 8-11	2	25	47973-000	Spring Seat Casting No. 47961-000 <i>Replaces 47716-000</i>	4
4	56833-003	**Center Spring Hanger (Casting No. 47433-000) <i>Replaces 47434-002</i>	2		47974-000	Casting No. 47962-000 <i>Replaces 47718-000</i>	
5	47444-001	Equalizing Beam Assembly, Includes Key Nos. 6-7 (Casting No. 47437-000)	2	26		Wedge As Req.	
6	47420-000	Center Bushing	2		47731-000	***No Tab	
7	47421-000	End Bushing & Spring Eye Bushing	8		48053-000	***2 Tab	
8	08017-000	1" Center Bushing Locknut	2		48054-000	***3 Tab	
9	30550-035	1" Center Bushing Bolt, <i>Replaces 30550-033</i>	2		48055-000	***4 Tab	
10	22962-006	1" Hardened Flat Washer	4	27		Bottom Cap 4	
11	47416-000	Thrust Washer	4		48252-000	<i>Replaces 47450-005 & 47965-000</i>	
12	47440-000	LHF/RHR Shackle Bracket (Casting No. 47439-000)	2		48254-000	<i>Replaces 47454-000 & 47966-000</i>	
13	47442-000	RHF/LHR Shackle Bracket (Casting No. 47441-000)	2			***48255-000, 47451-000 & 47963-000 ***48096-000, 47452-000 & 47964-000 ***47453-000	
14	48728-000	Shackle Bolt	8	28	50863-000	Spring 34,000 lb. Capacity <i>Replaces 47474-000</i>	4
15	47459-000	Shackle Bolt Retainer	4	28a	50865-000	Spring 38,000 lb. Capacity <i>Replaces 47475-000</i>	4
16	48158-001	Front Torque Rod - Shim Type Adjustable <i>Replaces 47401-001</i>	2	29	24531-014	Rebound Bolt	4
17	48158-002	Rear Torque Rod - Shim Type Adjustable <i>Replaces 47401-002</i>	2	30	57988-000	Rebound Bolt Spacer, <i>Replaces 47458-000</i>	4
17a	47691-000	Torque Rod Bushing - Bar Pin Type	4	31	49846-000	Rebound Bolt Nut, <i>Replaces 46578-000</i>	4
17b	47692-000	Torque Rod Bushing - Thru-Bolt Type	4	32	22962-014	Rebound Bolt Washer	8
18	49689-000	Shim, <i>Replaces 47457-000</i>	As Req.	33	47417-001	7/8" U-bolt 16 1/4"	8
19	30418-009	Torque Rod Mounting Bolt (Axle)	4		47417-003	7/8" U-bolt 17 1/2"	8
20	29248-000	Torque Rod Mounting Locknut (Axle)	4	34	50765-000	7/8"-14 UNF U-Bolt Locknut, <i>Replaces 23899-000</i>	16
21	22962-002	Torque Rod Mounting Washer (Axle)	8	35	22962-002	7/8" Hardened Washer	16
22	30587-017	Torque Rod Mounting Bolt (Hanger)	8	36	48797-000	Top Pad, <i>Replaces 47446-000</i>	4
				37	48158-002	Threaded Turnbuckle Type Adjustable Torque Rod Rear - Optional <i>Replaces 47778-002</i>	

NOTE: * Spring hangers accommodate frame widths of 33.94" to 34.19". No longer a service item. Contact Hendrickson to upgrade to a conversion.
 ** Spring hangers accommodate frame widths of 33.94"
 *** No longer a service item. Contact Hendrickson to upgrade to a conversion.

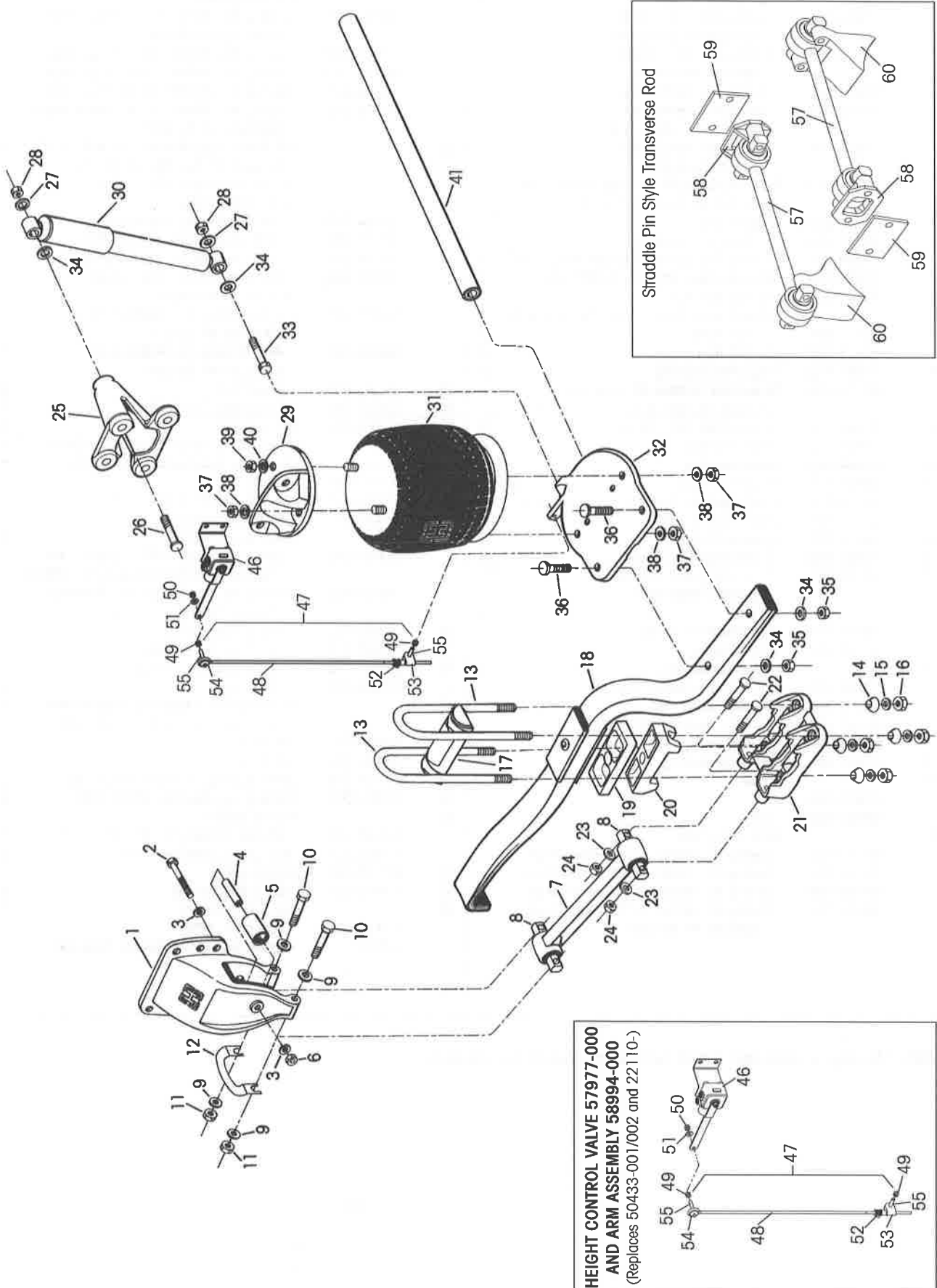
Obsolete 6/96



KEY NO.	PART NO.	DESCRIPTION	NO. REQ.	KEY NO.	PART NO.	DESCRIPTION	NO. REQ.
1		Front Spring Hanger	2			Rear Spring Seat	2
	47432-001	Casting No. 47431-000 <i>Replaced by 49726-001</i>			56501-007	Casting No. 49157, 5.00° Pinion Angle <i>Replaces 49158-000</i>	
	56673-001	Casting No. 49723-000 <i>Replaces 49726-001</i>			49124-000	Casting No. 49143, 6.50° Pinion Angle	
	56673-001	Casting No. 56672-000			49125-000	Casting No. 48656, 9.50° Pinion Angle	
	48533-000	Casting No. 48442-000 <i>Replaced by 56830-000</i>			49126-000	Casting No. 48658, 10.50° Pinion Angle	
	56830-000	Casting No. 56829-000 (Specify Customer)			56505-009	Casting No. 48643, 12.00° Pinion Angle <i>Replaces 49127-000</i>	
	49175-013	Rebound Roller Kit, Axle Set, Includes Key Nos. 2-6, Replaces 49175-005		22		Axle Bottom Cap, Includes Key Nos. 23-25 (Rockwell SL, SQ-100, RT 34-145, RT 40-145, Eaton D341, D402 0-9° Pinion Angle	4
2	24531-015	Rebound Bolt	4		49064-000	LHF (Casting No. 48810-000)	1
3	22962-014	1/2" Hardened Flat Washer	8		49134-000	*RHF (Casting No. 48811-000)	1
4	57988-000	Rebound Bolt Spacer, <i>Replaces 47458-000</i>	4		49135-000	*LHR (Casting No. 48812-000)	1
5	57989-000	Rebound Roller, <i>Replaces 48883-000</i>	4		49064-000	RHR (Casting No. 48810-000)	1
6	49846-000	Rebound Bolt Nut	4			9.5-13° Pinion Angle	
7		Torque Rod Assembly - Shim Type Adjustable			56857-000	LHR (Casting No. 56855-000) <i>Replaces 49138-000</i>	1
	48411-001	15.83" Front	2		56854-000	RHR (Casting No. 56852-000) <i>Replaces 49139-000</i>	1
	48411-002	21.93" Rear	2				
8	47691-000	Torque Rod Bushing	8	23	49063-000	Axle cap Bolt	8
	49176-001L	Torque Rod Fastener Kit, Axle Set, Includes Key Nos. 9-11		24	22962-004	5/8" Hardened Flat Washer	8
9	22962-004	5/8" Hardened Flat Washer	16	25	47764-000	Axle Cap Nut	8
10	32043-005	Torque Rod Bolt	8	26		Center Spring Hanger & Equalizing Beam Assembly, Includes Key Nos. 27-32	2
11	47764-000	Torque Rod Nut	8		47445-001	E4 360	
12	49689-000	Torque Rod Shim	As Req.		47445-001	E4 400, <i>Replaces 47445-007</i>	
	48718-000	U-bolt Assembly, Includes Key Nos. 13-16			47445-000	(Specify Customer)	
13	47417-000	U-bolt, Specify Length	8	27		Center Spring Hanger	2
14	48574-000	Spherical Washer	16		56833-003	Casting No. 47433-000 or 50642-000 <i>Replaces 47434-002 (Casting No. 56926)</i>	
15	22962-002	7/8" Hardened Flat Washer	16		49839-000	Casting No. 48428-000 or 50640-000 (Specify Customer)	
16	50765-000	7/8"-14 UNF U-Bolt Locknut, <i>Replaces 23899-000</i>	16	28	30550-035	1" Center Bushing Bolt	2
17		Top Pad	4	29	22962-006	1" Hardened Flat Washer	4
	48797-000	Separate From Spring		30	08017-000	1" Center Bushing Locknut	2
	50788-000	Part of Spring		31	47416-000	Thrust Washer	4
18		E4 Spring Assembly	4	32		Equalizing Beam Assembly, Includes Key Nos. 33-34 (Casting No. 47437-000)	2
	50863-000	E4 360, <i>Replaces 47474-000</i>			47444-001	E4 360	
	50863-000	E4 360, w/Top Pad			47444-004	E4 400	
	50865-000	E4 400, <i>Replaces 48400-000</i>		33	47420-000	Center Bushing, <i>Replaces 48402-000</i>	2
	50865-000	E4 400, w/Top Pad		34	47421-000	End Bushing, <i>Replaces 48401-000</i>	4
19	47421-000	Spring Eye Bushing	4	35		Shackle Bracket	
20		Spacer			47440-000	LHF/RHR (Casting No. 47439)	2
	48902-000	1"			47442-000	RHF/LHR (Casting No. 47441)	2
	48903-000	1 1/2"		36	48728-000	Shackle Bolt	8
21		Front Spring Seat	2	37	47459-000	Shackle Bolt Retainer	4
	49121-000	Casting No. 48657, 2.25° Pinion Angle		38		Rear Spring Hanger	2
	49122-000	Casting No. 48692, 3.25° Pinion Angle			47436-003	Casting No. 48991	
	49123-000	Casting No. 48630, 4.00° Pinion Angle			48530-	Casting No. 48529 (Specify Customer)	
	56501-007	Casting No. 49157, 5.00° Pinion Angle <i>Replaces 49158-000</i>					

NOTE: * No longer a service item. Contact Hendrickson to upgrade to a conversion.

Obsolete 6/87-8/95



Straddle Pin Style Transverse Rod

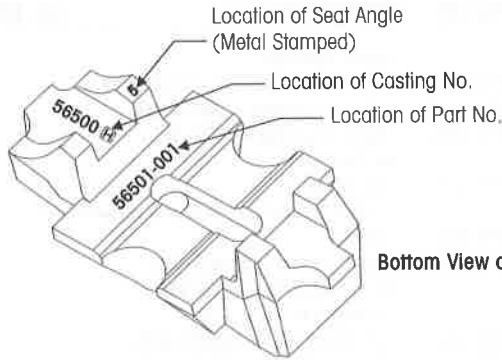
HEIGHT CONTROL VALVE 57977-000
AND ARM ASSEMBLY 58994-000
(Replaces 50433-001/002 and 22110-)

KEY NO.	PART NO.	DESCRIPTION	NO. REQ.
1		Front Spring Hanger	4
	56673-001	Casting No. 56672-001 Replaces Casting No. 49723-000 Replaces Part No. 49726-001, 49047-000	
	56830-	Casting No. 56829-001 - Specify Customer Replaces Casting No. 48442-000 Replaces Part No. 48533-000	
	49175-013	Rebound Roller Kit, Axle Set, Includes Key Nos. 2-6	
2	24531-015	Rebound Bolt w/Casting 48442-000	4
3	22962-014	½" Hardened Flat Washer	8
4	57988-000	Rebound Bolt Spacer	4
5	57989-000	Rebound Roller	4
6	49846-000	Rebound Bolt Nut	4
7		Torque Rod Assembly - Shim Type Adjustable	4
		HA 360/400	
	48411-001	15.83"	
	48411-003	16.50"	
		HA 460	
	62009-400	15.83", Replaces 50376-002, 32271-098	
	62005-420	16.50", Replaces 50376-003, 32271-099	
8		Torque Rod Bushing	8
	47691-000L	HA 360/400 - 62009 and 62005 Series	
	44695-000L	HA 460 - 32271 Series	
	57256-000	HA 460 - 50376 Series	
	49176-001	Torque Rod Fastener Kit, Axle Set, Includes Key Nos. 9-11	
9	22962-004	5/8" Hardened Flat Washer	16
10	32043-005	Torque Rod Bolt	8
11	47764-000	Torque Rod Nut	8
12	49689-000	Torque Rod Shim	As Req.
	48718-	U-bolt Assembly, Includes Key Nos. 13-16	
13	47417-	U-bolt, Specify Length	8
14	48574-000	Spherical Washer	16
15	22962-002	7/8" Hardened Flat Washer	16
16	50765-000	7/8"-14 UNF U-Bolt Locknut Replaces 23899-000	16
17	49337-000	Top Pad, Replaces 48797-000	4
18		Main Support Member	4
	48112-001	HA 360 (15/8")	
	56871-001	HA 400 (17/8") Replaces 48874-000	
	48645-001	HA 460 (23/8") Replaces 48645-000	
19		Spacer	As Req.
	48902-000	1"	
	48903-000	1½"	
20		Spring Seat, (See chart on page 242-243)	
21		Axle Bottom Cap, (See chart on page 244), Includes Key Nos. 22-24	1
22	49063-000	Axle Cap Bolt	8
23	22962-004	5/8" Hardened Flat Washer	8
24	47764-000	Axle Cap Nut	8
25	48924-000	Shock Frame Hanger, Includes Key Nos. 26-28 (Casting No. 48906-000)	4
26	50368-000	Shock Bolt, Replaces 48752-000	4
27	22962-031	½" Hardened Flat Washer	8
28	49846-000	Shock Nut, Replaces 49140-000	8
29	50804-002	Air Spring Frame Hanger, (Casting No. 57455-000) Replaces Casting No. 48152-000 Replaces Part No. 57456-000, 48159-000, 50804-001	4

KEY NO.	PART NO.	DESCRIPTION	NO. REQ.
30		Shock Absorber	4
	60670-003	All Others, Replaces 47902-008	
	60670-001L	Mock, Replaces 47902-009	
	60670-003	Ford, Replaces 47902-013	
31		Air Spring	4
	49048-002	All Others Replaces 49207-000 and 49048-000	
	49674-002	Mock	
	50405-002L	Ford, Replaces 50405-001	
32		Air Spring Bracket Assembly, Includes Key Nos. 33-36	
	48908-001	LH (Casting No. 48836-001)	2
	48908-002	RH (Casting No. 48836-002)	2
33	50368-000	Shock Bolt, Replaces 48752	4
34	22962-001	¾" Hardened Flat Washer	16
35	49842-000	Main Support Member Nut Replaces 49140-000	8
36	50369-000	Main Support Member Bolt Replaces 48829-000	8
	49177-001	Air Spring Fastener Kit, Axle Set, Includes Key Nos. 37-40	
37	17700-010	½" Nut	12
38	22962-014	½" Hardened Flat Washer	12
39	17700-031	¾" Nut	4
40	22962-001	¾" Hardened Flat Washer	4
41	44642-022	Cross Tube	2
	48689-001	Quick Release Kit, Includes Key Nos. 42-44	
42	48914-000	*Air Dump Switch (Located In Cab)	1
43	49193-001	*Synchro-Relay Valve (Replaced by Dump Valve in New Height Control Valve Part No. 57977-000)	1
44	48940-000	*Air Switch Name Plate, (Located In Cab)	1
45	30272-000	*Pressure Protection Valve	1
46	57977-000	Height Control Valve Replaces 50433-001/002	1
47	58994-000	Height Control Valve Arm Assembly, Includes Key Nos. 48-55 Replaces 58404-, 22110-	1
48	58993-	Extension Rod, Specify Length Replaces 58400-, 22107-	1
49	17491-011	5/16"-18 UNC Jam Nut, Replaces 17491-019	2
50	59016-000	5/16"-18 UNC Locknut, Replaces 48948-000	2
51	22962-029	5/16" Hardened Washer	2
52	58969-000	Valve Arm Clamp	1
53	58987-000	Adj. Valve Arm Joint	1
54	58988-000	Rubber Grommet	1
55	58989-000	Valve Arm Joint Replaces 58401, 58402, 30727-000	2
56		*Air Dump Switch for Height Control Valve furnished by O.E.M.	1
57		Transverse Torque Rod Assembly	2
	60218-000	HA 360/400, Replaces 52271-000	
	60215-000	HA 460, Replaces 50234-000a	
58	22186-000	Torque Rod Frame Bracket	2
59	45045-003	Back Up Plate	2
60		Torque Rod Axle Bracket	2

NOTE: * See Plumbing Diagram on page 244.

**SPRING SEAT ASSEMBLY
HA 360/400**

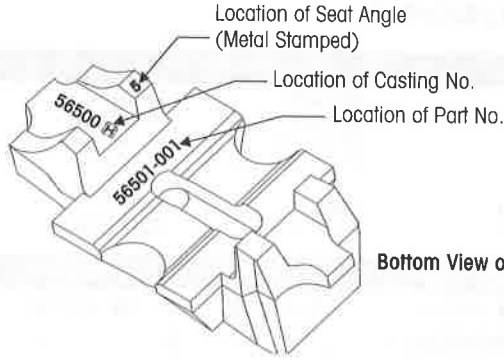


4 Required Per Tandem Suspension

KEY NO. 20	LEFT FRONT		RIGHT FRONT		
	Eaton D341, D402, D404, D405 Rockwell RT40-145, SQ100		Eaton D404, D405 Rockwell RT40-145	Eaton D461, D402 Rockwell SQ100	
CASTING NO.	56500-000		56500-000	56502-000	
SEAT ANGLE	⊞ PART NO.	NO.REQ.	⊞ PART NO.	⊞ PART NO.	NO.REQ.
2.0°	56501-001	1	56501-001	56503-001	1
2.5°	56501-002	1	56501-002	56503-002	1
3.0°	56501-003	1	56501-003	56503-003	1
3.5°	56501-004	1	56501-004	56503-004	1
4.0°	56501-005	1	56501-005	56503-005	1
4.5°	56501-006	1	56501-006	56503-006	1
5.0°	56501-007	1	56501-007	56503-007	1
5.5°	56501-008	1	56501-008	56503-008	1
6.0°	56501-009	1	56501-009	56503-009	1
6.5°	56501-010	1	56501-010	56503-010	1
7.0°	56501-011	1	56501-011	56503-011	1

KEY NO. 20	LEFT REAR		RIGHT REAR		
	Eaton D404, D405 Rockwell RT40-145	Eaton D341, 402 Rockwell SQ100		Eaton D341, D402 D404, D405 Rockwell RT40-145, SQ100	
CASTING NO.	56504-000	56506-000		56500-000	
SEAT ANGLE	⊞ PART NO.	⊞ PART NO.	NO.REQ.	⊞ PART NO.	NO.REQ.
5.0°	56505-011	56507-011	1	56501-011	1
6.5°	56505-012	56507-012	1	56501-012	1
7.5°	56505-018	56507-016	1	56501-018	1
8.0°	56505-001	56507-001	1	56501-001	1
8.5°	56505-002	56507-002	1	56501-002	1
9.0°	56505-003	56507-003	1	56501-003	1
9.5°	56505-004	56507-004	1	56501-004	1
10.0°	56505-005	56507-005	1	56501-005	1
10.5°	56505-006	56507-006	1	56501-006	1
11.0°	56505-007	56507-007	1	56501-007	1
11.5°	56505-008	56507-008	1	56501-008	1
12.0°	56505-009	56507-009	1	56501-009	1
12.5°	56505-010	56507-010	1	56501-010	1
13.5°	56505-015		1	56501-015	1

**SPRING SEAT ASSEMBLY
HA 460**



Bottom View of Spring Seat

4 Required Per Tandem Suspension

KEY NO. 20	LEFT FRONT				RIGHT FRONT			
	Rockwell SSHHD	Rockwell RT46-160	Eaton DS461		Rockwell SSHHD	Rockwell RT46-160	Eaton DS461	
CASTING NO.	56508-000	56508-000	56508-000		56510-000	56508-000	56510-000	
SEAT ANGLE	⊞ PART NO.	⊞ PART NO.	⊞ PART NO.	NO.REQ.	⊞ PART NO.	⊞ PART NO.	⊞ PART NO.	NO.REQ.
2.0°	56509-001	56509-001	56509-014	1	56511-012	56509-001	56511-014	1
2.5°		56509-002		1		56509-002		1
3.0°	56509-003	56509-003	56509-015	1	56511-013	56509-003	56511-015	1
3.5°		56509-004		1		56509-004		1
4.0°	56509-005	56509-005	56509-016	1	56511-022	56509-005	56511-021	1
4.5°		56509-006		1		56509-006		1
5.0°	56509-007	56509-007	56509-017	1	56511-020	56509-007	56511-017	1
5.5°		56509-008		1		56509-008		1
6.0°	56509-009	56509-009		1	56511-024	56509-009		1
6.5°		56509-010		1		56509-010		1
7.0°		56509-011		1		56509-011		1

KEY NO. 20	LEFT FRONT				RIGHT FRONT			
	Rockwell SSHHD	Rockwell RT46-160	Eaton DS460		Rockwell SSHHD	Rockwell RT46-160	Eaton DS460	
CASTING NO.	56514-000	56512-000	56514-000		56512-000	56512-000	56512-000	
SEAT ANGLE	⊞ PART NO.	⊞ PART NO.	⊞ PART NO.	NO.REQ.	⊞ PART NO.	⊞ PART NO.	⊞ PART NO.	NO.REQ.
3.0°		56513-026	56515-032	1		56513-026	56513-027	1
5.0°	56515-020	56513-011	56515-015	1	56513-011	56513-011	56513-015	1
6.0°	56515-039	56513-024	56515-028	1	56513-024	56513-024	56513-023	1
6.5°		56513-012		1		56513-012		1
7.5°		56513-022		1		56513-022		1
8.0°		56513-001		1		56513-001		1
8.5°		56513-002		1		56513-002		1
9.0°		56513-003		1		56513-003		1
9.5°	56515-022	56513-004	56515-016	1	56513-004	56513-004	56513-016	1
10.0°		56513-005		1		56513-005		1
10.5°	56515-027	56513-006	56515-017	1	56513-006	56513-006	56513-017	1
11.0°		56513-007		1		56513-007		1
11.5°	56515-037	56513-008	56515-033	1	56513-008	56513-008	56513-028	1
12.0°	56515-023	56513-009	56515-024	1	56513-009	56513-009	56513-020	1
12.5°		56513-010		1		56513-010		1
13.0°	56515-034	56513-030	56515-036	1	56513-030	56513-030	56513-031	1

AXLE BOTTOM CAP — HA 360/400/460

KEY NO. 21	LEFT FRONT			RIGHT FRONT		
	Rockwell SL, SQ-100, RT 34-145, RT 40-145, RT 46-160, SSHD Eaton D341, D402, D461	Rockwell SL, SQ-100, RT 34-145, RT 40-145	Rockwell SL, SQ-100, RT 34-145, RT 40-145	Eaton D341, D402	Eaton D461	Rockwell SL, SQ-100, RT 34-145, RT 40-145, SSHD Eaton D341, D402
CASTING NO.	48810-000	48812-000	56855-000	48810-000	48811-000	56852-000
PINION ANGLE	⊞ PART NO.	⊞ PART NO.	⊞ PART NO.	⊞ PART NO.	⊞ PART NO.	⊞ PART NO.
0-5°	48390-000			48391-000		
0-9°	49064-000	*49135-000			*49134-000	
0-9.5°	49064-000				*49659-000	
9.5-13°			56857-000			56854-000

KEY NO. 21	LEFT REAR			RIGHT REAR		
	Rockwell RT 46-160 Eaton D461	Rockwell SSHHD		Eaton D461	Rockwell SSHHD	Rockwell SL, SQ-100, RT 34-145, RT 40-145, RT 46-160, SSHD Eaton D341, D402, D461
CASTING NO.	48810-000	48812-000	56852-000	56855-000	48810-000	56852-000
PINION ANGLE	⊞ PART NO.	⊞ PART NO.	⊞ PART NO.	⊞ PART NO.	⊞ PART NO.	⊞ PART NO.
0-5°	50367-000				48390-000	
0-9°					49064-000	
0-9.5°		*49660-000			49064-000	
6.5-12°			56944-000			57219-000
10-12°				56945-000		56854-000

* No longer available.

