

# PHILLIPS & TEMRO *industries*<sup>®</sup>

Automotive

Heavy Duty

Off-Road

Power Generation



## 2017

Heating Products Catalog  
& Application Guide

**ZEROSTART**<sup>®</sup>  
HEATING PRODUCTS

**TEMRO**  
HEATING PRODUCTS

On-Line Catalog Available  
[www.PhillipsandTemro.com](http://www.PhillipsandTemro.com)



# ABOUT US

Phillips and Temro Industries (PTI) is a global OEM and aftermarket provider of custom engineered thermal systems and solutions. Trucking, agriculture, automotive, oil & gas and EV/hybrid are just a few of the diverse markets that benefit from PTI's heating, cooling, and electrification solutions. PTI manages the entire process from concept design, prototyping and testing to delivery with a focus on quality. PTI's portfolio of technologies include Zerostart, Temro, Arctic Fox, Idle Free and Truflo.

## MARKET APPLICATIONS

- Automotive / Light Duty
- Medium / Heavy Duty
- Agriculture
- Off-Road / Industrial
- Oil & Gas
- Power Generation
- Power Sports



PHILLIPS & TEMRO INDUSTRIES  
Eden Prairie, MN

## CONTACT US

### Corporate Headquarters

9700 West 74<sup>th</sup> Street  
Eden Prairie, MN 55344

### Zerostart & Temro Products

#### Customer Service

800-328-6108 or 952-941-9700  
customerservice@phillipsandtemro.com

#### Sales

sales@phillipsandtemro.com

### Arctic Fox Products

#### Customer Service

800-654-5382 or 763-972-2758  
customerservice@arctic-fox.com



Heating Products



Fuel & Fluid Warming



Cooling & Ventilation



Idle Elimination

# RESOURCES

## WEBSITE

Visit our website at [www.phillipsandtemro.com](http://www.phillipsandtemro.com) for a full range of resources.

- Catalogs
- Product Data Sheets
- Interactive Parts Lookup
- Where to Buy – Dealer Locator
- Videos
- White Papers
- Safety Data Sheets
- General FAQ
- Request Additional Information



## ADVERTISING & MARKETING

Advertise Phillips & Temro products more effectively with these marketing tools:

- **Product Ads** – Electronic or Printed
  - Battery Pad Heaters
  - Cab & Cargo
  - Coolant Dam
  - Defroster Fans
  - Diesel Fuel Filter Pad Heater
  - Flip Cap Receptacle
  - Heat Magnet
  - Hydra Liner
  - Thermostat Immersion Heater System
  - In-Line Fuel Warmers
  - Interior Car Warmer
  - Lit Plug
  - Silicone Pad Heater
  - Thermostat
  - Vibra



- **Product Images** – Web or Print
- **Email Campaign**  
Target your customers more effectively with an email campaign
- **Planogram**  
We can develop a custom planogram for your retail location and specific Phillips & Temro products

**Advertising / Marketing Contact**  
[sales@phillipsandtemro.com](mailto:sales@phillipsandtemro.com)



Product Ad



Product Image



Product Email

New Products.....2

**AUTOMOTIVE & LIGHT DUTY.....3-34**

Acura, AMC, Audi, BMW, Buick..... 6-9  
 Cadillac, Chevrolet, Chrysler ..... 9-13  
 Daewoo, Eagle, Fiat, Ford/Mercury/Lincoln ..... 13-17  
 Dodge Light-Medium Duty Trucks & Vans ..... 13-14  
 Geo, Honda ..... 17-18  
 Hummer, Hyundai, Infiniti..... 18-19  
 International by Navistar, Isuzu, Jaguar, Jeep ..... 19-21  
 Kia, Lada, Land Rover, Lexus, Mazda..... 21-24  
 Mercedes-Benz, Mini, Mitsubishi ..... 24-26  
 Nissan, Oldsmobile, Pontiac, Porsche ..... 26-29  
 Saab, Saturn, Scion, Smart..... 30  
 Subaru, Suzuki, Toyota ..... 31-33  
 Volkswagen, Volvo ..... 33-34  
 Automotive Footnotes .....34

**AGRICULTURAL, HEAVY DUTY, OFF ROAD & INDUSTRIAL..... 35-77**

Allis Chalmers, Belarus, Bolens, ..... 37-38  
 David Brown, Case IH / JI Case / Case New Holland... 38-39  
 Caterpillar ..... 39-44  
 Chevrolet, Continental (Teledyne) ..... 44  
 Cummins..... 44-48  
 Detroit Diesel..... 48-51  
 Deutz, FAHR, Fiat ..... 51-52  
 Ford ..... 52-55  
 Hercules, Hino, International/Navistar ..... 55-58  
 Isuzu, Iveco ..... 59-60  
 John Deere ..... 61-62  
 Komatsu, Kubota ..... 62-65  
 Lister-Petter, Lombardini, Mack ..... 65-67  
 Massey Ferguson ..... 67-68  
 Mercedes, Minneapolis Moline, Mitsubishi ..... 68-70  
 Mitsubishi Fuso, MTU, MWM Murphy ..... 70  
 Nissan ..... 70-71  
 Oliver, Paccar, Perkins ..... 71-74  
 Peugeot, Toyota ..... 74-75  
 UD Trucks, Volkswagen, Volvo..... 75-76  
 Yanmar, Zetor..... 77

**HEATING & ACCESSORY PRODUCTS ..... 78-105**

Threaded Immersion Heaters  
 Oil Pan & Transmission Heaters.....78-79  
 Standard Copper Immersion Heaters.....79  
 Cordsets & Accessories.....80-86  
 Cordsets .....80-81  
 Flip Cap Receptacles.....82  
 Lit Plugs .....82  
 Thermostat & Immersion Heater Systems .....83-86  
 Thermostats .....83  
 Series Y-Cords .....83-84  
 Series W-Cords.....84  
 Receptacle & Indicator Lights .....85-86  
 Circulation Heaters.....87-92  
 Forced Flow .....87  
 High Capacity.....87-88  
 Industrial Tank .....89  
 Series 41.....90  
 Series 8000 .....90  
 Lower Radiator Hose.....92  
 Heat Magnet .....92  
 Silicone Pad Heaters .....93  
 Battery Heaters.....94  
 Coolant Dam.....95  
 Cab & Interior Heaters .....96-97  
 Cab & Cargo Heaters .....96-97  
 Interior Car Heater .....97  
 Diesel Systems & Accessories ..... 98-101  
 In-Line Diesel Fuel Warmer.....98  
 Diesel Starting Fluid .....98  
 Diesel Starting Systems..... 99-101  
 Shorepower  
 Cab Power.....102  
 Cab Power Plus .....102  
 Technical Information..... 103-104  
 Warranty.....105

# NEW PRODUCTS



## FORCED FLOW CIRCULATION HEATER



Circulate warm coolant throughout the engine to provide even heat distribution.

### Application(s)

- Diesel or natural gaseous gensets

See Page 87



## UL INDUSTRIAL TANK CIRCULATION HEATER



UL listed tank heater that provides dependable engine starts in all temperatures by circulating warmed coolant throughout the engine.

### Application(s)

- Genset

See Page 89



## FLIP CAP RECEPTACLE



A bumper mount receptacle that provides a complete connection between the engine block heater and a standard 120V outlet.

### Application(s)

- Automotive and light duty vehicles

See Page 82



## FORD FUSION BLOCK HEATER KIT

Part No. 3100138  
2010-2016 L4-2.5L IVCT  
400W, 120V, 3/4" NPT

See Automotive and Light Duty Section for application



## CHRYSLER CARTRIDGE HEATER KITS

Part No. 3100128  
2011-2017 L6-3.6L  
400W, 120V, Pentastar

Part No. 3100131  
2004-2017 L8-5.7L  
600W, 120V, Hemi

See Automotive and Light Duty Section for application

# ENGINE BLOCK HEATERS – 4 TYPES

Provide direct heat to the engine coolant or block, designed and tested for individual engine applications.

- Ensure quick winter starts – Reduce engine wear
- Highest rated, most efficient type of heater
- Direct OEM replacement in many applications
- Plated steel installation adapter
- Replacement cordsets available

## FREEZE PLUG (V-LOCK)

Fits directly into a frost plug port with copper heating element and V-LOC™ locking system

- Plated stamped steel & forged brass adapters with copper heating element for maximum life and efficiency
- V-LOC™ locking system provides quick, trouble-free installation



# 4 VARIÉTÉS DE CHAUFFE-MOTEURS

Procure une chaleur directe au liquide de refroidissement ou au bloc moteur, conçu et testé pour des utilisations particulières du moteur.

- Assure un démarrage rapide en hiver – Réduit l'usure du moteur
- Le type de chauffage le mieux coté pour l'efficacité
- Remplacement direct par des pièces d'origines (OEM) pour de nombreuses applications
- Adaptateur d'installation en acier plaqué
- Cordon électrique de remplacement disponible

## BOUCHON EXPANSIBLE (VERROUILLAGE V-LOCK™)

S'adapte directement dans l'orifice du bouchon expansible avec élément chauffant en cuivre et système de verrouillage V-LOCK™

- Acier plaqué estampé et adaptateurs en laiton forgé avec élément chauffant en cuivre pour une durée de vie et une efficacité maximales
- Système de verrouillage V-LOCK™ assure une installation rapide sans problème.



Position Open/ouvert



Position Lock/barée

## THREADED

Plated steel threaded base with copper element. Threads directly into the engine block.



## FILETÉ

Base filetée en acier plaqué avec élément en cuivre. Se visse directement dans le bloc moteur.

## PLATE/BOLT-ON

Plate mounts to engine block with copper heating element.



## PLAQUE BOULONNÉE

Plaque qui se fixe sur le bloc moteur avec élément chauffant en cuivre.

## CARTRIDGE

Heater is placed directly into a dry cavity of the engine block. Quick installation – no need to drain the engine coolant.



## CARTOUCHE

Le chauffe-moteur est placé directement dans une cavité sèche du bloc moteur. Installation rapide – il n'est pas nécessaire de vidanger le liquide de refroidissement du moteur.

# AUTOMOTIVE & LIGHT-DUTY TRUCK APPLICATIONS

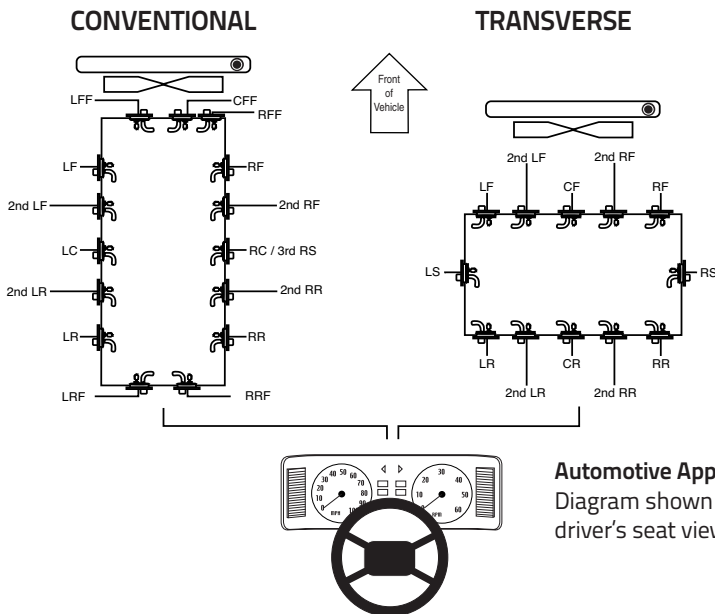


## COLUMN DESCRIPTIONS

FREEZE PLUG HEATER (UNLESS OTHERWISE NOTED)								
MAKE, MODEL, YEAR, ENGINE	Heater Part No.		Repl. Cord Part No		Bore Diameter	Installation Location	Element Position	Foot Notes*
	Std Kit	Lit Kit	Std Cord	Lit Cord				
Year(s), type of engine, size/model of engine, possible additional information.								
1956-1962 V8 327 CID	3100039	3100124	3600006	3600116	1-1/2"	LC or RC	6 o'clock	1
<b>Heater Part No. Standard Plug</b> Immersion/Freeze plug part number with standard cord <b>Heater Part No. Lit Plug</b> Immersion/Freeze plug part number with lit cord <b>Replacement Cord Part No. Standard</b> Standard cord replacement part number <b>Replacement Cord Part No. Lit</b> Lit cord replacement part number <b>Bore Diameter</b> Freeze Plug Heaters will list a size similar to the above heater (English or metric). Threaded type heaters will list "THD" after the size. Heaters with NPT threads will list "NPT" after the size. "Clamp-On" entry indicates an external bolt-on type heater is recommended. "Cartridge" entry indicates that a cartridge type heater is recommended. <b>Installation location</b> Use chart below to assure proper installation location. <b>Point element</b> Use the clock position listed to determine the direction the element should point. "N/A" entry indicates a threaded heater with no element bend, or recommended heater has no requirements for element direction. <b>Notes</b> If a number appears in this column, see page 36 for important information regarding application.								

## INSTALLATION LOCATION

Where a Freeze Plug style heater is specified, use the chart below to determine the proper mounting location. Unless otherwise noted, freeze plugs are numbered from front.



**Automotive Applications:**  
 Diagram shown from driver's seat view.

- CFF..... Center Front Face
- CF.....Center Front
- CR..... Center Rear
- F..... Front
- FF..... Front Face of Block
- LC..... Left Center
- LF..... Left Front
- 2ND LF..... 2ND from Left, Front
- LFF..... Front Face, Left Cylinder
- LLC..... Left Side, Lower Center
- LR..... Left Rear
- LRF..... Left Rear Face
- 2ND LR..... 2ND from Left, Rear
- LS..... Left Side
- R..... Rear
- RC..... Right Center
- Rear..... Rear Face or Side
- RF..... Right Front
- 2ND RF..... 2ND from Right Front
- RFF..... Front Face, Right Cylinder Head
- RR..... Right Rear
- RRF..... Right Rear Face
- RS..... Right Side
- 3RD RS..... 3RD from Firewall (FW) Right Side
- 2ND RR..... 2ND Core Hole from the Right Rear

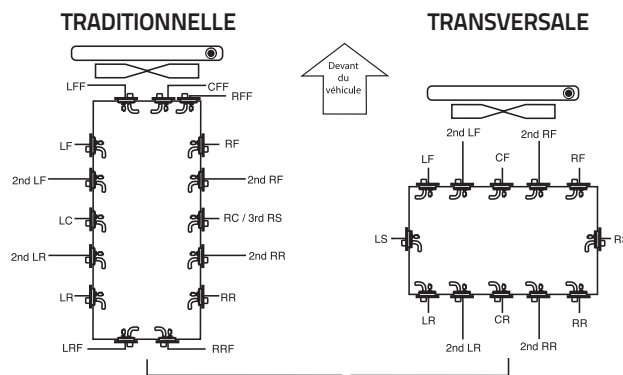


## DES COLONNES


MARQUE, MODÈLE, ANÉE & MOTEUR	Chauffe moteur No. pièce		Cordon de rempl. No. pièce		Diamètre de l'alésage	Emplacement pour Installation	Orientation de l'élément	Notes*
	Standard	Lumineux	Standard	Lumineux				
1956-1962 V8 327 CID	3100039	3100124	3600006	3600116	1-1/2"	LC or RC	06 heures	1
<p>Année(s), type de moteur, puissance/modèle du moteur, renseignements supplémentaires possibles.</p>								
<p><b>No de pièce du chauffe-moteur – Cordon standard</b>                      Numéro de pièce du chauffe-moteur/thermoplongeur avec cordon standard  <b>No de pièce du chauffe-moteur – Cordon lumineux</b>                      Numéro de pièce du chauffe-moteur/thermoplongeur avec cordon lumineux</p>								
<p><b>No de pièce du cordon de rechange – Standard</b>                      Numéro de pièce du cordon de rechange standard  <b>No de pièce du cordon de rechange - Lumineux</b>                      Numéro de pièce du cordon de rechange lumineux</p>								
<p><b>Diamètre de l'alésage</b>                      Les chauffe-moteurs à immersion montreront une taille similaire au chauffe-moteur ci-dessus (unité anglaise ou métrique). Les chauffe-moteurs de type fileté montreront THD suite à la grandeur affichée. Les chauffe-moteurs avec le filetage de la norme National Pipe Thread montreront NPT suite à la grandeur affichée. L'inscription "Clamp-On" recommande un chauffe-moteur à installation externe tandis que l'inscription "Cartridge" un chauffe-moteur à cartouche.</p>								
<p><b>Site d'installation</b>                      Utilisez le graphique ci-dessous pour vous assurer du site d'installation approprié.</p>								
<p><b>Orientation de l'élément</b>                      Utilisez la position horaire inscrite pour établir la direction dans laquelle l'élément doit être orienté. « S.O. » indique un réchauffeur fileté sans courbure de l'élément ou un réchauffeur recommandé sans exigences relatives à l'orientation.</p>								
<p><b>Remarques</b>                      Si un numéro apparaît dans cette colonne, consultez la page 36 pour des renseignements importants concernant l'utilisation.</p>								

## EMPLACEMENT POUR L'INSTALLATION

Si un chauffe-moteur est indiqué, utilisez le graphique ci-dessous pour déterminer l'emplacement approprié pour le montage. À moins d'indication contraire, les chauffe-moteurs sont numérotés sur le devant.



**Applications automobiles:**  
 Le schéma est montré du point de vue du siège du conducteur.



- CFF ..... Face avant au centre
- CF ..... Avant au centre
- CR ..... Arrière au centre
- F ..... Avant
- FF ..... Face avant du bloc
- LC ..... Centre gauche
- LF ..... Gauche avant
- 2ND LF ..... 2e de la gauche, avant
- LFF ..... Face avant, cylindre gauche
- LLC ..... Côté gauche, centre inférieur
- LR ..... Gauche arrière
- LRF ..... Gauche arrière avant
- 2ND LR ..... 2e de la gauche arrière
- LS ..... Côté gauche
- R ..... Arrière
- RC ..... Centre droit
- Rear ..... Arrière
- RF ..... Droite avant
- 2ND RF ..... 2e de la droite avant
- RFF ..... Face avant, culasse droite
- RR ..... Droite arrière
- RRF ..... Droite arrière avant
- RS ..... Côté droit
- 3RD RS ..... 3e de la cloison pare-feu (CD) côté droit
- 2ND RR ..... 2e bouchon de la droite arrière

## FREEZE PLUG HEATER (UNLESS OTHERWISE NOTED)

MAKE, MODEL, YEAR, ENGINE	Heater Part No.		Repl. Cord Part No.		Bore Diameter	Installation Location	Element Position	Foot Notes*
	Std Kit	Lit Kit	Std Cord	Lit Cord				
<b>ACURA</b>								
<b>AUTOMOTIVE</b>								
<b>4 Cylinder</b>								
1996-2000 L4 – 1.6L	3100006	3100124	3600005	3600117	28 MM THD	LR	N/A	
1987-1989 L4 – 1.6L	3400001		3600002		Clamp-On	N/A	N/A	
2002-2005 L4 – 1.7L	3100006	3100124	3600005	3600117	28 MM THD	LR	N/A	
1990-2001 L4 – 1.7, 1.8L	3100006	3100124	3600005	3600117	28 MM THD	RF	N/A	
2002-2006 L4 – 2.0L (RSX)	3100006	3100124	3600005	3600117	28 MM THD	RR	N/A	
2006-2011 L4 – 2.0L (CSX)	3100006	3100124	3600005	3600117	28 MM THD	RR	N/A	
1995-1997 L4 – 2.2L (CL Coupe)	3100006	3100124	3600005	3600117	28 MM THD	LR	N/A	
1998-1999 L4 – 2.3L (CL Coupe)	3100006	3100124	3600005	3600117	28 MM THD	LR	N/A	
2004-2017 L4 – 2.4L (TSX)	See Dealer		N/A		N/A	N/A	N/A	
<b>5 Cylinder</b>								
1992-1998 L5 – 2.5L	3100006	3100124	3600005	3600117	28 MM THD	RF	N/A	
<b>6 Cylinder</b>								
1987-1990 V6 – 2.5, 2.7L	See Dealer				N/A	N/A	N/A	
1991-1999 V6 – 3.2L	3100006	3100124	3600005	3600117	28 MM THD	LC	N/A	
1993-2005 V6 – 3.0, 3.2L (NSX)	See Dealer		N/A		N/A	N/A	N/A	
1997-1999 V6 – 3.0L (CL coupe)	3100006	3100124	3600005	3600117	28 MM THD	LF	N/A	
1999-2007 V6 – 3.2 (TL, CL coupe)	3100006	3100124	3600005	3600117	28 MM THD	LF	N/A	
2007-2010 V6 – 3.5L (TL Type S)	3100006	3100124	3600005	3600117	28 MM THD	LF	N/A	
1996-2004 V6 – 3.5 (RL)	3100006	3100124	3600005	3600117	28 MM THD	LF	N/A	
2005-2012 V6 – 3.5L (RL)	3100006	3100124	3600005	3600117	28 MM THD	LF	N/A	
2009-2014 V6 – 3.7L (TL)	3100006	3100124	3600005	3600117	28 MM THD	LF	N/A	
<b>LIGHT TRUCK</b>								
2007-2010 L4 – 2.3L (RDX)	3100006	3100124	3600005	3600117	28 MM THD		N/A	
1998-2000 V6 – 3.5L	See Dealer		N/A		N/A	N/A	N/A	
2001-2006 V6 – 3.5L (MDX)	3100006	3100124	3600005	3600117	28 MM THD	LF	N/A	
2007-2013 V6 – 3.7L (MDX)	3100006	3100124	3600005	3600117	28 MM THD	LF	N/A	
<b>AMC – EXCEPT JEEP AND EAGLE</b>								
<b>AUTOMOTIVE</b>								
<b>4 Cylinder</b>								
1984 L4 – 2.5L	3100065		3600006		1-3/4"	LR	6 o'clock	
1980-1983 L4 – 2.5L (Pontiac engine)	3100054		3600006		1-5/8"	LR	12 o'clock	
<b>6 Cylinder</b>								
1964-1987 L6 – 4.2L, 199, 232, 258 cu. in.	3100072		3600006		2"	LR	12 o'clock	
<b>8 Cylinder</b>								
1956-1962 V8 – 327 cu. in.	3100039		3600006		1-1/2"	LC or RC	6 o'clock	
1966-1980 V8 – 290, 304, 343, 360, 390, 401 cu. in.	3100039		3600006		1-1/2"	LR	5 o'clock	
<b>AUDI</b>								
<b>AUTOMOTIVE</b>								
<b>4 Cylinder</b>								
1973-1988 L4 – 1471cc	3100034		3600016		36.5 MM	2ND RS	6 o'clock	2
1986-1990 L4 – 1.8, 2.0L	3100034		3600016		36.5 MM	RC	6 o'clock	2
1997-2005 L4 – 1.8L, Turbo	See Dealer		N/A		N/A	N/A	N/A	
2005-2017 L4 – 2.0L, Turbo FSI & TSI	See Dealer		N/A		N/A	N/A	N/A	
2010-2017 L4 – 2.0L, Diesel	See Dealer		N/A		N/A	N/A	N/A	
<b>5 Cylinder</b>								
1980-1986 L5 – 2.0L, 2.1L & 2.2L, Except, Turbo	3100034		3600016		36.5 MM	RC	6 o'clock	2
1987-1995 L5 – 2.2, 2.3L	3100035		3600016		36.5 MM	RF or 2ND RF	3 o'clock	2
2012-2014 L5 – 2.5L, Turbo	See Dealer		N/A		N/A	N/A	N/A	
<b>6 Cylinder</b>								
1992-1995 V6 – 2.8L	See Dealer		N/A		N/A	N/A	N/A	
1996-2001 V6 – 2.8L	See Dealer		N/A		N/A	N/A	N/A	

Point Element - Please confirm element orientation. Improper position may result in heater or engine damage.  
Description of footnotes - See page 34

FREEZE PLUG HEATER (UNLESS OTHERWISE NOTED)								
MAKE, MODEL, YEAR, ENGINE	Heater Part No.		Repl. Cord Part No.		Bore Diameter	Installation Location	Element Position	Foot Notes*
	Std Kit	Lit Kit	Std Cord	Lit Cord				
<b>AUDI – Continued</b>								
<b>AUTOMOTIVE</b>								
<b>6 Cylinder</b>								
2000-2004 V6 – 2.7L, Turbo	See Dealer		N/A		N/A	N/A	N/A	
2002-2005 V6 – 3.0L	See Dealer		N/A		N/A	N/A	N/A	
2009-2017 V6 – 3.0L, Supercharged	See Dealer		N/A		N/A	N/A	N/A	
2010-2017 V6 – 3.0L, Diesel	See Dealer		N/A		N/A	N/A	N/A	
2004-2009 V6 – 3.2L, Transverse	See Dealer		N/A		N/A	N/A	N/A	
2005-2011 V6 – 3.2L, Conventional	See Dealer		N/A		N/A	N/A	N/A	
2006-2010 V6 – 3.6L	See Dealer		N/A		N/A	N/A	N/A	
<b>8 Cylinder</b>								
2012-2017 V8 – 4.0, Supercharged	See Dealer		N/A		N/A	N/A	N/A	
1992-2017 V8 – 3.6, 3.7, 4.2L	See Dealer		N/A		N/A	N/A	N/A	
<b>10 Cylinder</b>								
2006-2017 V10 – 5.2L	See Dealer		N/A		N/A	N/A	N/A	
<b>12 Cylinder</b>								
2006-2009 W12 – 6.0L	See Dealer		N/A		N/A	N/A	N/A	
2011-2017 W12 – 6.3L	See Dealer		N/A		N/A	N/A	N/A	
<b>BMW</b>								
<b>AUTOMOTIVE</b>								
<b>4 Cylinder</b>								
1969-1990 L4 – SOHC	3100030		3600006		36 MM	RC	6 o'clock	
<b>6 Cylinder</b>								
1978-1983 L6 – ALL (Except 528E)	3100030		3600006		36 MM	LF	3 o'clock	
1982-1991 L6 – 2.5, 2.7, 3.5L	3100063		3600006		44 MM	2ND RF	4 o'clock	
1992-1999 24-Valve L6 – 2.0, 2.5, 2.8, 3.0, 3.2L	See Dealer		N/A		N/A	N/A	N/A	
1998-2005 24-Valve L6 – 2.8, 3.0, 3.2, 3.4L (Aluminum Block)	See Dealer		N/A		N/A	N/A	N/A	
2006-2017 L6 – 3.0L	See Dealer		N/A		N/A	N/A	N/A	
2007-2010 L6 – 3.0L (N54) Twin, Turbo	See Dealer		N/A		N/A	N/A	N/A	
2010-2017 L6 – 3.0L (N55), Turbo	See Dealer		N/A		N/A	N/A	N/A	
2010-2017 L6 – 3.0L, Diesel	See Dealer		N/A		N/A	N/A	N/A	
<b>8 Cylinder</b>								
1993-2009 V8 – 3.0, 4.0, 4.4, 4.6, 4.8, 5.0L	See Dealer		N/A		N/A	N/A	N/A	
2008-2012 V8 – 4.0L (S65B40)	See Dealer		N/A		N/A	N/A	N/A	
2009-2017 V8 – 4.4L, Turbo	See Dealer		N/A		N/A	N/A	N/A	
<b>10 Cylinder</b>								
2006-2009 V10 – 5.0L (S65B50)	See Dealer		N/A		N/A	N/A	N/A	
<b>12 Cylinder</b>								
1988-2003 V12 – 5.0, 5.4L	See Dealer		N/A		N/A	N/A	N/A	
2004-2008 V12 – 6.0L	See Dealer		N/A		N/A	N/A	N/A	
2010-2015 V12 – 6.0L, Turbo	See Dealer		N/A		N/A	N/A	N/A	
<b>BUICK</b>								
<b>AUTOMOTIVE</b>								
<b>4 Cylinder</b>								
1982-1986 L4 – 1.8L	3100014		3600006		34 MM	LF	12 o'clock	
1983-1989 L4 – 1.8, 2.0L OHC (Brazil engine)	3100015		3600006		34 MM	2ND LF	3 o'clock	2
1983-1984 L4 – 2.0L	3100014		3600006		34 MM	LF	12 o'clock	
1985-1986 L4 – 2.0L	3100062		3600006		42 MM	LF	4 o'clock	
1987-1996 L4 – 2.0L, 2.2L, Transverse	3100081		3600006		42 MM	LF	9 o'clock	
2012-2015 L4 – 2.0L, Turbo	See Dealer		N/A		N/A	N/A	N/A	
1987-1993 L4 – 2.3L, Quad IV	3100093		3600006		3/4" NPT	N/A	N/A	3
1994-1995 L4 – 2.3L, Quad IV Gen II	3100001		3600006		1/2" NPT	In water pump	N/A	

Point Element - Please confirm element orientation. Improper position may result in heater or engine damage.  
Description of footnotes - See page 34

## FREEZE PLUG HEATER (UNLESS OTHERWISE NOTED)

MAKE, MODEL, YEAR, ENGINE	Heater Part No.		Repl. Cord Part No.		Bore Diameter	Installation Location	Element Position	Foot Notes*
	Std Kit	Lit Kit	Std Cord	Lit Cord				
<b>BUICK – Continued</b>								
<b>AUTOMOTIVE</b>								
<b>4 Cylinder</b>								
1996-1999 L4 – 2.4L (Twin Cam)	3100001		3600006		1/2" NPT	In water pump	N/A	
2011-2017 L4 – 2.4L, Ecotec	See Dealer		N/A		N/A	N/A	N/A	
1980-1992 L4 – 2.5L	3100076		3600006		1-5/8"	LF	12 o'clock	
<b>6 Cylinder</b>								
1980-1986 V6 – 2.8L, Transverse Except Vin W	3100014		3600006		34 MM	RS	3 o'clock	7
1987-1989 V6 – 2.8L, Transverse Vin W	3100015		3600006		34 MM	CR	3 o'clock	2
1982-1988 V6 – 3.0L, Transverse	3100041		3600006		1-1/2"	LF	12 o'clock	1
2010-2011 V6 – 3.0L, Transverse	See Dealer		N/A		N/A	N/A	N/A	
1989-2004 V6 – 3.1L, Transverse	3100015		3600006		34 MM	CR	3 o'clock	2
2005-2007 V6 – 3.1L, Transverse	See Dealer		N/A		N/A	N/A	N/A	
2002-2003 V6 – 3.4L, Transverse	3100015		3600006		34 MM	CR	3 o'clock	2
1978-1979 V6 – 196 cu. in.	3100039		3600006		1-1/2"	RR	12 o'clock	1
2005-2017 V6 – 3.6L, Transverse	3100110		3600082		Cartridge	LR	N/A	15
1988-2004 V6 – 3300, 3800, Transverse	3100041		3600006		1-1/2"	RF or LF	12 o'clock	15
2005-2009 V6 – 3800, Transverse	3100109	3100127	3600082	3600119	28 MM THD	CR	N/A	15
1975-1988 V6 – 3.8L (231 cu. in.), Conventional	3100039		3600006		1-1/2"	RR	12 o'clock	1
1984-1988 V6 – 3.8L (231 cu. in.), Transverse	3100041		3600006		1-1/2"	RF or LF	3 o'clock	
2009-2012 V6 – 3.9L, Transverse	3100109	3100127	3600082	3600119	28 MM THD	CR	N/A	15
1980-1985 V6 – 4.1L (252 cu. in.)	3100039		3600006		1-1/2"	RR	12 o'clock	
1982-1985 V6 – 4.3L (265 cu. in.), Diesel (Conv)	3100039		3600006		1-1/2"	LF or RF	12 o'clock	1
1982-1985 V6 – 4.3L (263 cu. in.), Diesel, Transverse	3100039		3600006		1-1/2"	RR or RF	12 o'clock	
1968-1976 L6 – 250 cu. in.	3100054		3600006		1-5/8"	LR	12 o'clock	
<b>8 Cylinder</b>								
1975-1976 V8 – 260 cu. in.	3100039		3600006		1-1/2"	RF	6 o'clock	
1981-1982 V8 – 4.4L (267 cu. in.)	3100057	3100126	3600006	3600116	1-5/8"	LR	9 o'clock	
1977-1982 V8 – 4.3 L (265 cu. in.) 4.9L (301 cu. in.)	3100070		3600006		1-15/16"	LC	11 o'clock	
2006-2012 V8 – 4.6L ( North Star)	See Dealer		3600082		N/A	N/A	N/A	
1977-1995 V8 – 5.0L (305 cu. in.) (Chevrolet engine)	3100057	3100126	3600006	3600116	1-5/8"	LR	9 o'clock	
1981-1991 V8 – 5.0L (307 cu. in.) (Oldsmobile engine)	3100039		3600006		1-1/2"	LF or RF	12 o'clock	
2008-2009 V8 – 5.3L, Transverse	3100109	3100127	3600082	3600119	28 MM THD	RF	N/A	15
1968-1981 V8 – 5.7L (350 cu. in.) (Buick engine)	3100039		3600006		1-1/2"	LF or RR	12 o'clock	1
1980-1985 V8 – 5.7L (350 cu. in.), Diesel	3100039		3600006		1-1/2"	LF or RF	12 o'clock	
1991-1996 V8 – 5.0L (305 cu. in.), 5.7L (350 cu. in.) (Chevrolet engine)	3100057	3100126	3600006	3600116	1-5/8"	LR	9 o'clock	12
1975-1977 V8 – 400 cu. in.	3100070		3600006		49 MM	LF	12 o'clock	
1977-1979 V8 – 403 cu. in.	3100039		3600006		1-1/2"	RF	12 o'clock	
1967-1971 V8 – 430, 455 cu. in.	3100039		3600006		1-1/2"	RC	12 o'clock	
<b>LIGHT TRUCK</b>								
<b>6 Cylinder</b>								
2002-2004 V6 – 3.4L	3100015		3600006		34 MM	CR	3 o'clock	2
2005-2006 V6 – 3.4L	See Dealer		N/A		N/A	N/A	N/A	
2004 V6 – 3.5L	3100005		3600005		28 MM THD	CR	N/A	
2004 V6 – 3.6L, Transverse	3100106		3600100		Cartridge	LR	N/A	
2005-2017 V6 – 3.6L, Transverse	3100110		3600082		Cartridge	LR	N/A	15
2001-2003 V6 – 3800, Transverse	3100041		3600006		1-1/2"	RF or LF	12 o'clock	
2003-2004 L6 – 4.2L, Conventional	3100005		3600100		28 MM THD	LF	N/A	
2005-2007 L6 – 4.2L, Conventional	3100109	3100127	3600082	3600119	28 MM THD	LF	N/A	15

Point Element - Please confirm element orientation. Improper position may result in heater or engine damage.  
Description of footnotes - See page 34

FREEZE PLUG HEATER (UNLESS OTHERWISE NOTED)								
MAKE, MODEL, YEAR, ENGINE	Heater Part No.		Repl. Cord Part No.		Bore Diameter	Installation Location	Element Position	Foot Notes*
	Std Kit	Lit Kit	Std Cord	Lit Cord				
<b>BUICK – Continued</b>								
<b>LIGHT TRUCK</b>								
<b>8 Cylinder</b>								
2003-2004 V8 – 5.3L, Conventional	3100005		3600100		28 MM THD	LR	N/A	
2005-2007 V8 – 5.3L, Conventional	3100109	3100127	3600082	3600119	28 MM THD	LR	N/A	15
<b>CADILLAC</b>								
<b>AUTOMOTIVE</b>								
<b>4 Cylinder</b>								
1982-1984 L4 – 1.8, 2.0L	3100014		3600006		34 MM	LF	12 o'clock	
1985-1988 L4 – 2.0L	3100062		3600006		42 MM	LF	4 o'clock	
<b>6 Cylinder</b>								
1985-1986 V6 – 2.8L, Transverse	3100014		3600006		34 MM	RS	3 o'clock	7
2005-2007 V6 2.8L, Conventional	3100110		3600082		Cartridge	RR	N/A	15
1997-2001 V6 – 3.0L	3100006	3100124	3600005	3600117	28 MM	N/A	N/A	
2010-2014 V6 – 3.0L	3100110		3600082		Cartridge	RR	N/A	15
2002-2004 V6 – 3.2L	3100006	3100124	3600005	3600117	28 MM	LR	N/A	
2005-2006 V6 – 3.2L	See Dealer		N/A		N/A	N/A	N/A	
1986-1988 V6 – 2.8L, Transverse Vin W	3100015		3600006		34 MM	CR	3 o'clock	2
2004 V6 – 3.6L, Conventional	3100106		3600100		Cartridge	RR	N/A	
2005-2017 V6 – 3.6L, Conventional	3100110		3600082		Cartridge	RR	N/A	15
1981-1982 V6 – 4.1L (252 cu. in.)	3100039		3600006		1-1/2"	RR	12 o'clock	1
1984-1985 V6 – 4.3L (262 cu. in.), Diesel	3100039		3600006		1-1/2"	RF or RR	12 o'clock	
<b>8 Cylinder</b>								
1982-1994 V8 – 4.1, 4.5, 4.9L, Transverse	See Dealer		N/A		Clamp-On	N/A	N/A	
1993-2012 V8 – 4.6L, Transverse (Northstar)	See Dealer		N/A		Clamp-On	N/A	N/A	
2005-2009 V8 – 4.4L, Conventional (Northstar SC)	3100109	3100127	3600082	3600119	28 MM THD	RC	N/A	15
2004 V8 – 4.6L, Conventional (Northstar)	3100005		3600100		28 MM THD	RC	N/A	
2005-2010 V8 – 4.6L, Conventional (Northstar)	3100109	3100127	3600082	3600119	28 MM THD	RC	N/A	15
1986-1992 V8 – 5.0L (307 cu. in.)	3100039		3600006		1-1/2"	LF or RF	12 o'clock	
1990-1996 V8 – 5.0, 5.7L (Chevrolet engine)	3100057	3100126	3600006	3600116	1-5/8"	LR	9 o'clock	
1976-1981 V8 – 5.7L (350 cu. in.)	3100039		3600006		1-1/2"	LC or RC	12 o'clock	
1978-1985 V8 – 5.7L (350 cu. in.), Diesel	3100039		3600006		1-1/2"	LF or RF	12 o'clock	
2004 V8 – 5.7L (CTS-V)	3100005		3600100		28 MM THD	LF	N/A	
2005-2007 V8 – 5.7L (CTS-V)	3100109	3100127	3600082	3600119	28 MM THD	LF	N/A	15
1980-1984 V8 – 6.0L (368 cu. in.)	3100065		3600006		1-3/4"	RC	12 o'clock	
2009-2017 V8 – 6.2L (LSA) (CTS-V)	3100109	3100127	3600082	3600119	28 MM THD	LF	N/A	15
1977-1979 V8 – 425 cu. in.	3100065		3600006		1-3/4"	RC	11 o'clock	
1968-1976 V8 – 472, 500 cu. in.	3100065		3600006		1-3/4"	LF or RC	12 o'clock	
<b>LIGHT TRUCK</b>								
<b>6 Cylinder</b>								
2010-2012 V6 – 2.8L, Turbo	See Dealer		N/A		N/A	N/A	N/A	
2010-2014 V6 – 3.0L	3100110		3600082		Cartridge	RR	N/A	15
2004 V6 – 3.6L, Conventional	3100106		3600100		Cartridge	RR	N/A	
2005-2009 V6 – 3.6L, Conventional	3100110		3600082		Cartridge	RR	N/A	15
<b>8 Cylinder</b>								
2004 V8 – 4.6L, Conventional (Northstar)	3100005		3600100		28 MM THD	RC	N/A	
2005-2009 V8 – 4.6L, Conventional (Northstar)	3100109	3100127	3600082	3600119	28 MM THD	RC	N/A	15
2001-2004 V8 – 5.3, 6.0L	3100005		3600100		28 MM THD	LR	N/A	
2005-2006 V8 – 5.3, 6.0L	3100109	3100127	3600082	3600119	28 MM THD	LR	N/A	15
2009-2013 V8 – 6.0L, Hybrid	3100109	3100127	3600082	3600119	28 MM THD	LF	N/A	
2007-2017 V8 – 6.2L	3100109	3100127	3600082	3600119	28 MM THD	LF	N/A	

Point Element - Please confirm element orientation. Improper position may result in heater or engine damage.  
Description of footnotes - See page 34

**FREEZE PLUG HEATER (UNLESS OTHERWISE NOTED)**

MAKE, MODEL, YEAR, ENGINE	Heater Part No.		Repl. Cord Part No.		Bore Diameter	Installation Location	Element Position	Foot Notes*
	Std Kit	Lit Kit	Std Cord	Lit Cord				
<b>CHEVROLET (Also see Geo)</b>								
<b>AUTOMOTIVE</b>								
<b>3 Cylinder</b>								
1986-1988 L3 – 1.0L	3400002		3600002		Clamp-On	N/A	N/A	
1998-2000 L3 – 1.0L	3400002		3600002		Clamp-On	N/A	N/A	
<b>4 Cylinder</b>								
1998-1999 L4 – 1.3L (Suzuki engine)	3400004		3600020		Clamp-On	N/A	N/A	
1976-1987 L4 – 1.4, 1.6L, Conventional	3100014		3600006		34 MM	RF	6 o'clock	
2011-2017 L4 – 1.4L	See Dealer		N/A		Oil Pan Heater	N/A	N/A	
1985-1988 L4 – 1.5L, Transverse Spectrum	3100018		3600006		35 MM	CR	12 o'clock	
2004-2017 L4 – 1.6L (Aveo)	See Dealer		N/A		Oil Pan Heater	N/A	N/A	
1985-1988 L4 – 1.6L, Transverse Nova	3100049		3600006		40 MM	CF	6 or 12 o'clock	
1982-1984 L4 – 1.8L, Transverse	3100014		3600006		34 MM	LF	12 o'clock	
1982-1987 L4 – 1.8L, Diesel	3100018		3600006		35 MM	RR	12 o'clock	
1998-2002 L4 – 1.8L (Toyota Eng.) (Prizm)	3100129	3100123	3600083	3600119	Cartridge	LR	N/A	
2011-2017 L4 – 1.8L	See Dealer		N/A		Oil Pan Heater	N/A	N/A	
1983-1984 L4 – 2.0L (122 cu. in.), Transverse	See Dealer		N/A		34 MM	LF	12 o'clock	
1985-1986 L4 – 2.0L (122 cu. in.), Transverse	3100062		3600006		42 MM	LF	4 o'clock	
2004-2009 L4 – 2.0L, Transverse (Optra)	See Dealer		N/A		N/A	N/A	N/A	
1987-2002 L4 – 2.0, 2.2L, Transverse	3100081		3600006		42 MM	LF	9 o'clock	
2005-2008 L4 – 2.0L (Ecotec Supercharged), Transverse	3400020		3600082		Clamp-On	RR	N/A	15
2009-2010 L4 – 2.0L (Ecotec, Turbo), Transverse	See Dealer		N/A		N/A	N/A	N/A	
2002-2004 L4 – 2.2L (Ecotec), Transverse	3400019		3600100		Clamp-On	RR	N/A	
2005-2010 L4 – 2.2L (Ecotec), Transverse	3400020		3600082		Clamp-On	RR	N/A	15
1990-1993 L4 – 2.3L Quad IV	3100093		3600023		3/4" NPT	N/A	N/A	3
1994-1995 L4 – 2.3L Quad IV Gen II	3100001		3600002		1/2" NPT	N/A	N/A	
1996-2002 L4 – 2.4L (Twin Cam)	3100001		3600002		1/2" NPT	N/A	N/A	
2006-2015 L4 – 2.4L (Ecotec), Transverse	3400020		3600082		Clamp-On	RR	N/A	15
1980-1992 L4 – 2.5L, Transverse	3100076		3600006		1-5/8"	LF	12 o'clock	
1977-1986 L4 – 2.5L, Conventional	3100076		3600006		1-5/8"	LR	6 or 12 o'clock	
1962-1970 L4 – 153 cu. in.	3100054		3600006		1-5/8"	LF	12 o'clock	
<b>6 Cylinder</b>								
2004 -2006 L6 – 2.5L, Transverse (Epica)	See Dealer		N/A		N/A	N/A	N/A	
1980-1988 V6 – 2.8L, Transverse Except Vin W	3100014		3600006		34 MM	RS	3 o'clock	7
1985-1989 V6 – 2.8L, Transverse Vin W	3100015		3600006		34 MM	CR or CF	3 o'clock	2
1982-1989 V6 – 2.8L, Conventional	3100014		3600006		34 MM	RFF IN BLOCK	3 o'clock	
1990-1996 V6 – 3.1, 3.4L, Conventional	3100015		3600006		34 MM	RC	3 o'clock	2
1990-2003 V6 – 3.1L, Transverse	3100015		3600006		34 MM	CR	3 o'clock	2
1992-1997 V6 – 3.4L, DOHC, Transverse	3100015		3600006		34 MM	CR	3 o'clock	2, 5
2000-2004 V6 – 3.4L, Transverse	3100015		3600006		34 MM	CR	3 o'clock	2, 5
2005-2009 V6 – 3.4L, Transverse (Equinox)	3100109		3600082	3600119	28 MM THD	CR	N/A	15
2004 V6 – 3.5L, Transverse	3100005		3600100		28 MM THD	CR	N/A	
2005-2012 V6 – 3.5L, Transverse	3100109		3600082	3600119	28 MM THD	CR	N/A	15
2008-2017 V6 – 3.6L, Transverse	3100110		3600082		Cartridge	LR	N/A	15
2010-2015 V6 – 3.6L, Conventional	3100110		3600082		Cartridge	RR	N/A	15
1980-1984 V6 – 3.8L, (229 cu. in.)	3100057	3100126	3600006	3600116	1-5/8"	LR	6 o'clock	
1978-1988 V6 – 3.8L, (231 cu. in.)	3100039		3600006		1-1/2"	RR	12 o'clock	1
1998-2004 V6 – 3.8L, Transverse	3100041		3600006		1-1/2"	RF or LF	12 o'clock	
2005-2011 V6 – 3.8L, Transverse	3100109		3600082	3600119	28 MM THD	CR	N/A	15
1986-1988 V6 – 3.8L (231 cu. in.), Transverse	3100041		3600006		1-1/2"	LF	3 o'clock	
1995-2002 V6 – 3.8L (Camaro)	3100041		3600006		1-1/2"	RR		
2006-2012 V6 – 3.9L, Transverse	3100109		3600082	3600119	28 MM THD	CR	N/A	15

Point Element - Please confirm element orientation. Improper position may result in heater or engine damage.  
Description of footnotes - See page 34

FREEZE PLUG HEATER (UNLESS OTHERWISE NOTED)								
MAKE, MODEL, YEAR, ENGINE	Heater Part No.		Repl. Cord Part No.		Bore Diameter	Installation Location	Element Position	Foot Notes*
	Std Kit	Lit Kit	Std Cord	Lit Cord				
<b>CHEVROLET (Also see Geo) – Continued</b>								
<b>AUTOMOTIVE</b>								
<b>6 Cylinder</b>								
1982-1985 V6 – 4.3L (263 cu. in.), Diesel, Conventional	3100039		3600006		1-1/2"	LR or RF	12 o'clock	
1983-1985 V6 – 4.3L (263 cu. in.), Diesel, Transverse	3100039		3600006		1-1/2"	RF or RR	12 o'clock	
1985-1988 V6 – 4.3L (263 cu. in.)	3100057	3100126	3600006	3600116	1-5/8"	LR	6 o'clock	
1955-1973 L6 – ALL	3100054		3600006		1-5/8"	LF	12 o'clock	
1978-1979 V6 – 200 cu. in.	3100057	3100126	3600006	3600116	1-5/8"	LR	9 o'clock	
1974-1979 L6 – 250 cu. in.	3100054		3600006		1-5/8"	LR	12 o'clock	
<b>8 Cylinder</b>								
1994-1996 V8 – 4.3L	3100057	3100126	3600006	3600116	1-5/8"	LR	9 o'clock	
1958-1997 V8 – 5.0, 5.7, 262, 267, 283, 305, 307, 327, 350, 400 (265 HP)	3100057	3100126	3600006	3600116	1-5/8"	LR	9 o'clock	
1986-1990 V8 – 5.0L, 307 cu. in. Vin Y	3100039		3600006		1-1/2"	LF or RF	12 o'clock	9, 12
2006-2010 V8 – 5.3L, Transverse	3100109		3600082	3600119	28 MM THD	RF	N/A	15
1980-1985 V8 – 5.7L, (350 cu. in.), Diesel	3100039		3600006		1-1/2"	LF or RF	12 o'clock	
1998-2002 V8 – 5.7L, (350 cu. in.) (Camaro)	3100005		3600100		28 MM THD	LR	N/A	
1996-2004 V8 – 5.7L (350 cu. in.) (Corvette, inc Z06)	3100005		3600005		28 MM THD	LR	N/A	
2005-2007 V8 – 6.0L LS2 (C6 Corvette)	3100109		3600082	3600119	28 MM THD	LF	N/A	15
2008-2017 V8 – 6.2L LS3 (C6 Corvette, Camaro)	3100109		3600082	3600119	28 MM THD	LF	N/A	15
2008-2017 V8 – 6.2L LS9 (C6 Corvette ZR1, Camaro ZL1)	3100109		3600082	3600119	28 MM THD	LF	N/A	15
2006-2015 V8 – 7.0L LS7 (C6 Corvette Z06)	3100109		3600082	3600119	28 MM THD	LF	N/A	15
1966-1971 V8 – 396 cu. in.	3100065		3600006		1-3/4"	RC or RF	12 o'clock	
1970-1977 V8 – 400 (300 HP) (402 cu. in.)	3100065		3600006		1-3/4"	LF	3 o'clock	
1969 V8 – 427 cu. in.	3100065		3600006		1-3/4"	LF or RC	12 o'clock	
1970-1977 V8 – 454 cu. in.	3100065		3600006		1-3/4"	RC	6 o'clock	
<b>CHEVROLET &amp; GMC (ALSO SEE GEO)</b>								
<b>LIGHT TRUCK – INCLUDES VANS/MPV</b>								
<b>4 Cylinder</b>								
1988-1995 L4 – 1.6 (Suzuki engine)	3400003		3600002		Clamp-On	N/A	N/A	
1977-1982 L4 – 1.8L	3100018		3600006		35 MM	LF	12 o'clock	
1982-1986 L4 – 1.9L (119 cu. in.)	3100018		3600006		35 MM	LF	12 o'clock	
1983-1985 L4 – 2.0L (122 cu. in.)	3100014		3600006		34 MM	LF	12 o'clock	
2009-2010 L4 – 2.0L (Ecotec, Turbo), Transverse	See Dealer		N/A		N/A	N/A	N/A	
1994-2003 L4 – 2.2L	3100081		3600006		42 MM	LR	9 o'clock	
1981-1985 L4 – 2.2L, Diesel	3100068		3600006		1-3/4"	ANY LS	6 o'clock	
2006-2017 L4 2.4L (Ecotec), Transverse	3400020		3600082		Clamp-On	RR	N/A	15
1985-1994 L4 – 2.5L (151 cu. in.)	3100076		3600006		1-5/8"	LR	6 or 12 o'clock	
1962-1964 L4 – (153 cu. in.)	3100054		3600006		1-5/8"	LF	12 o'clock	
2004 L4 – 2.8L, Conventional	3100005		3600100		28 MM THD	LC	N/A	
2005-2006 L4 – 2.8L, Conventional	3100109		3600082	3600119	28 MM THD	LC	N/A	15
2007-2012 L4 – 2.9L, Conventional	See Dealer		N/A		N/A	N/A	N/A	
<b>5 Cylinder</b>								
2004 L5 – 3.5L, Conventional	3100005		3600100		28 MM THD	LC	N/A	
2005-2006 L5 – 3.5L, Conventional	3100109		3600082	3600119	28 MM THD	LC	N/A	15
2007-2012 L5 – 3.7L, Conventional	See Dealer		N/A		N/A	N/A	N/A	
<b>6 Cylinder</b>								
1984-1995 Forward/Tiltmaster (W7H, W7T)	3100089		3600006		1" NPT	RS (2 required)	N/A	
1987-1995 Forward/Tiltmaster (W4, W5, W6, W7)	3100089		3600006		1" NPT	LS	N/A	
1982-1993 V6 – 2.8L (173 cu. in.)	3100014		3600006		34 MM	RFF IN BLOCK	3 o'clock	6
2010-2012 V6 – 3.0L	See Dealer		N/A		N/A	N/A	N/A	

Point Element - Please confirm element orientation. Improper position may result in heater or engine damage.  
Description of footnotes - See page 34

## FREEZE PLUG HEATER (UNLESS OTHERWISE NOTED)

MAKE, MODEL, YEAR, ENGINE	Heater Part No.		Repl. Cord Part No.		Bore Diameter	Installation Location	Element Position	Foot Notes*
	Std Kit	Lit Kit	Std Cord	Lit Cord				
<b>CHEVROLET &amp; GMC (ALSO SEE GEO) – Continued</b>								
<b>LIGHT TRUCK – INCLUDES VANS/MPV</b>								
<b>6 Cylinder</b>								
1990-1996 V6 – 3.1L, Transverse	3100015		3600006		34 MM	CR	3 o'clock	2
1990-2004 V6 – 3.4L, Transverse	3100015		3600006		34 MM	CR	3 o'clock	2
2005-2009 V6 – 3.4L, Transverse (Equinox)	3100109		3600082	3600119	28 MM THD	LC	N/A	15
2009-2017 V6 – 3.6L (Acadia, Terrain)	3100110		3600082		Cartridge	RR	N/A	15
1980-1985 V6 – 3.8L (229 cu. in.) (El Camino)	3100057	3100126	3600006	3600116	1-5/8"	LR	9 o'clock	
1993-1996 V6 – 3.8L (231 cu. in.), Transverse	3100041		3600006		1-1/2"	LF	3 o'clock	
1978-1988 V6 – 3.8L (231 cu. in.) (El Camino)	3100039		3600006		1-1/2"	RR	12 o'clock	1
2002-2004 L6 – 4.2L	3100005		3600100		28 MM THD	LF	N/A	1
2005-2007 L6 – 4.2L	3100109		3600082	3600119	28 MM THD	LF	N/A	15
1985-2005 V6 – 4.3L (263 cu. in.)	3100054		3600006		1-5/8"	LR	12 o'clock	
2006-2017 V6 – 4.3L	3100109		3600082	3600119	28 MM THD	LC	N/A	15
1974-1989 L6 – 250, 292 cu. in.	3100054		3600006		1-5/8"	LR	12 o'clock	
1981-1985 L6 – 4.1L (250 cu. in.)	3100054		3600006		1-5/8"	LR	12 o'clock	
1960-1973 L6 – 194, 230, 248, 250, 261, 292 cu. in.	3100054		3600006		1-5/8"	LF	12 o'clock	
1960-1974 V6 – 305, 351, 401, 478 cu. in.	3100065		3600006		1-3/4"	LF or RF	12 o'clock	
<b>8 Cylinder</b>								
1955-1972 V8 – 265, 283, 305, 307, 327, 350, 400 (265 HP)	3100057	3100126	3600006	3600116	1-5/8"	LR	9 o'clock	
1958-1965 V8 – 348, 409 cu. in.	3100065		3600006		1-3/4"	LR	12 o'clock	
1972-1989 V8 – 366, 396, 402, 427 cu. in.	3100065		3600006		1-3/4"	RC	12 o'clock	
1978-1984 V8 – 5.7L (350 cu. in.) Diesel	3100039		3600006		1-1/2"	LF or RF	12 o'clock	
1981-2000 V8 – 6.2, 6.5L, Diesel (600W heater)	3100057	3100126	3600006	3600116	1-5/8"	LC	6 or 12 o'clock	
1981-2000 V8 – 6.2, 6.5L, Diesel (1000W heater)	3100059		3600006		1-5/8"	LC	6 or 12 o'clock	
2001-2006 V8 – 6.6L, Diesel (Duramax)	3100130		3600006		40MM	RF	12 o'clock	
2007-2015 V8 – 6.6L, Diesel (Duramax)	3100130		3600006		40MM	RF	12 o'clock	
1966-1989 V8 – 7.4L (454 cu. in.)	3100065		3600006		1-3/4"	RC	6 o'clock	
1990-2004 V8 – 5.7, 6.0, 7.4L (366, 350, 454 cu. in.)	3100057	3100126	3600006	3600116	1-5/8"	LC or RC	6 o'clock	
1973-2002 V8 – 5.0, 5.7, 6.6L (305, 350, 400 cu. in.)	3100057	3100126	3600006	3600116	1-5/8"	LR	9 o'clock	10
1999-2004 V8 – 4.8, 5.3, 6.0, 8.1L (Gen 3)	3100005		3600100		28 MM THD	LR	N/A	
2005-2017 V8 – 4.8, 5.3, 6.0, 6.2, 8.1L (Gen 3 & 4)	3100109		3600082	3600119	28 MM THD	LR or LF	3600006	15
1965-1985 V8 – DH 637	3100065		3600006		1-3/4"	LF or RC	12 o'clock	
<b>CHRYSLER</b>								
<b>AUTOMOTIVE</b>								
<b>4 Cylinder</b>								
1979-1984 L4 – 1.4L	3100016		3600006		35 MM	2ND LR	12 o'clock	
1985-1996 L4 – 1.5L (G15B), Transverse	3100024		3600006		35 MM	LR or 2ND LR	9 o'clock	
1971-1973 L4 – 1.5L, Conventional	3100055	3100125	3600006	3600116	1-5/8"	2ND LS	12 o'clock	
1978-1990 L4 – 1.6L, Transverse (Colt/Champ)	3100016		3600006		35 MM	2ND LR	12 o'clock	
1989-1990 L4 – 1.6L (4G61) DOHC, Turbo	3100024		3600006		35 MM	2ND RR	4 o'clock	
1971-1983 L4 – 1.6L, Conventional	3100016		3600006		35 MM	LC	12 o'clock	
1978-1983 L4 – 1.7L (Omni/Horizon)	3100034		3600016		36.5 MM	RR	6 o'clock	2
1989-1996 L4 – 1.8L (4G93)	3100020		3600006		35 MM	RF	3 o'clock	
2006-2011 L4 – 1.8L, Transverse (Caliber)	3100111		3600083		Cartridge	LF	N/A	
1974-1982 L4 – 2.0L, Conventional	3100049		3600006		40 MM	RF	6 o'clock	
1984-1993 L4 – 2.0L (4G63), Transverse	3100024		3600006		35 MM	LR	3 o'clock	
1994-2005 L4 – 2.0L, Transverse (Neon/Stratus)	3100024		3600006		35 MM	LR	3 o'clock	
2006-2012 L4 – 2.0L, Transverse (Caliber)	3100111		3600083		Cartridge	LF	N/A	
1992-2006 L4 – 2.4L (4G64), Transverse	3100075		3600004		35 MM	LR	3 o'clock	13
2003-2007 L4 – 2.4L, Turbo	3100075		3600004		35 MM	LR	3 o'clock	13
2008-2009 L4 – 2.4L, Turbo	3100111		3600083		Cartridge	LF	N/A	
2006-2014 L4 – 2.4L, Transverse (Caliber, Sebring)	3100111		3600083		Cartridge	LF	N/A	

Point Element - Please confirm element orientation. Improper position may result in heater or engine damage.  
Description of footnotes - See page 34



FREEZE PLUG HEATER (UNLESS OTHERWISE NOTED)								
MAKE, MODEL, YEAR, ENGINE	Heater Part No.		Repl. Cord Part No.		Bore Diameter	Installation Location	Element Position	Foot Notes*
	Std Kit	Lit Kit	Std Cord	Lit Cord				
<b>CHRYSLER – Continued</b>								
<b>AUTOMOTIVE</b>								
<b>4 Cylinder</b>								
1981-1997 L4 – 2.2L, 2.5L Including, Turbo (600W)	3100055	3100125	3600006	3600116	1-5/8"	CR	6 or 12 o'clock	
1981-1997 L4 – 2.2L, 2.5L Including, Turbo (400W)	3100053	3100125	3600006		1-5/8"	CR	6 or 12 o'clock	
1981-1989 L4 – 2.6L, Transverse	3100049	3100125	3600006		40 MM	RR	9 o'clock	
1978-1985 L4 – 2.6L, Conventional	3100049	3100125	3600006		40 MM	RR	9 o'clock	
1985-1989 L4 – 2.6L, Conventional, Turbo	See Dealer	3100125	N/A		N/A	N/A	N/A	
<b>6 Cylinder</b>								
1995-2000 V6 – 2.5L (6G73), Transverse	3100055	3100125	3600006	3600116	1-5/8"	CR	3 o'clock	
2002-2009 V6 – 2.7L, Transverse	See Dealer	3100125	N/A		Cartridge	LR	N/A	
1987-1998 V6 – 3.0L (6G72), Transverse	3100055	3100125	3600006	3600116	1-5/8"	LR	12 o'clock	
2001-2005 V6 – 3.0L	3100055	3100125	3600006	3600116	1-5/8"	RR	12 o'clock	
1988-1992 V6 – 3.0L (Monaco)	3100031	3100125	3600006		36 MM	RRF IN HEAD	9 o'clock	
2004-2008 V6 – 3.2L, Conventional (Crossfire, SRT6)	3100105	3100125	N/A		38 MM THD	Lower Hose Fitting	N/A	
1990-1998 V6 – 3.3L, Transverse	3100055	3100125	3600006	3600116	1-5/8"	LR	12-1 o'clock	
1993-1997 V6 – 3.3L, Conventional	3100055	3100125	3600006	3600116	1-5/8"	RR	12-1 o'clock	
1993-1997 V6 – 3.5L, Conventional	3100055	3100125	3600006	3600116	1-5/8"	RR	12 o'clock	
1998-2011 V6 – 2.7, 3.2, 3.5L, Conventional	See Dealer		N/A		Cartridge	RR	N/A	
2011-2017 V6 – 3.6L, Pentastar	3100128		3600120		Cartridge	RR	N/A	
1961-1983 L6 – 170, 198, 225 cu. in. (Slant)	3100055	3100125	3600006	3600116	1-5/8"	LF	12 o'clock	
<b>8 Cylinder</b>								
1966-1969 V8 – 273, 318, 340 cu. in.	3100055	3100125	3600006	3600116	1-5/8"	LC or RC	12 o'clock	
1966-1969 V8 – 383, 400, 413, 426, 440 cu. in.	3100055	3100125	3600006	3600116	1-5/8"	LC or RC	12 o'clock	
1970-1989 V8 – 318, 340, 360, 383, 400, 440 cu. in.	3100055	3100125	3600006	3600116	1-5/8"	LC or RC	12 o'clock	
2004-2017 V8 – 5.7L, Hemi	3100131		3600121		Cartridge	LR	N/A	
2005-2010 V8 – 6.1L, Hemi	See Dealer		N/A		Cartridge	LR	N/A	
2011-2014 V8 – 6.4L, Hemi	See Dealer		N/A		Cartridge	LR	N/A	
<b>10 Cylinder</b>								
1996-2010 V10 – 8.0, 8.2, 8.3, 8.4L	See Dealer		N/A		N/A	N/A	N/A	
<b>DAEWOO</b>								
<b>AUTOMOTIVE</b>								
<b>4 Cylinder</b>								
1999-2002 L4 – 1.6L (Lanos)	3100015		3600006		34 MM	LF	3 o'clock	
1999-2002 L4 – 2.0L (Nubira)	3100015		3600006		34 MM	LF	3 o'clock	
1999-2002 L4 – 2.2L (Leganza)	3100015		3600006		34 MM	LF	3 o'clock	
<b>DODGE</b>								
<b>LIGHT &amp; MEDIUM DUTY TRUCKS &amp; VANS</b>								
<b>4 Cylinder</b>								
1992-1996 L4 – 1.8L (4G93) (Vista/Summit)	3100020		3600006		35 MM	RF	3 o'clock	
1979-1982 L4 – 2.0L	3100049		3600006		40 MM	RF	6 o'clock	
1983-1989 L4 – 2.0L (4G63B) (122 cu. in.)	3100024		3600006		35 MM	RR	3 o'clock	
1984-1991 L4 – 2.0L (Vista)	3100024		3600006		35 MM	2ND LR	9 o'clock	
1982-1987 L4 – 2.2L, Transverse	3100055	3100125	3600006	3600116	1-5/8"	CR	6 o'clock	
1982-1987 L4 – 2.2L, Transverse	3100053		3600006		1-5/8"	CR	6 o'clock	
1987-1997 L4 – 2.2L, 2.5L, Conventional	3100055	3100125	3600006	3600116	1-5/8"	RC	6 o'clock	
1983-1985 L4 – 2.3L (4D55) (140 cu. in.), Diesel	See Dealer		3600006		40 MM	LR	9 o'clock	
1987-1990 L4 – 2.4L (G64B), Conventional	3100024		3600006		35 MM	RR	3 o'clock	
1992-1996 L4 – 2.4L (4G64) (Vista)	3100024		3600006		35 MM	LR/2ND LR	3 o'clock	13
1986-1995 L4 – 2.5L, Transverse	3100055	3100125	3600006	3600116	1-5/8"	CR	6 o'clock	

Point Element - Please confirm element orientation. Improper position may result in heater or engine damage.  
Description of footnotes - See page 34

## FREEZE PLUG HEATER (UNLESS OTHERWISE NOTED)

MAKE, MODEL, YEAR, ENGINE	Heater Part No.		Repl. Cord Part No.		Bore Diameter	Installation Location	Element Position	Foot Notes*
	Std Kit	Lit Kit	Std Cord	Lit Cord				
<b>DODGE – Continued</b>								
<b>LIGHT &amp; MEDIUM DUTY TRUCKS &amp; VANS</b>								
<b>4 Cylinder</b>								
1986-1995 L4 – 2.5L, Transverse	3100053		3600006		1-5/8"	CR	6 o'clock	
1986-1990 L4 – 2.6L, Transverse	3100049		3600006		40 MM	RR	9 o'clock	
1979-1990 L4 – 2.6L (G54B), Conventional	See Dealer		3600006		40 MM	RF	6 o'clock	
<b>5 Cylinder</b>								
2004-2006 L5 – 2.7L, Diesel	3100105		3600083		38 MM THD	LF	N/A	
<b>6 Cylinder</b>								
1987-2007 V6 – 3.0, 3.3L, 3.8L, Transverse	3100055	3100125	3600006	3600116	1-5/8"	LR	12 o'clock	
1987-1996 V6 – 3.0L (6G72), Transverse	3100055	3100125	3600006	3600116	1-5/8"	RR	9 o'clock	1
2007-2011 V6 – 3.0L, Diesel	See Dealer		N/A		N/A	N/A	N/A	
2011-2014 V6 – 3.6L Pentastar	3100128		3600120		Cartridge	RR	N/A	
2002-2008 V6 – 3.7L	3100104		3600006		35 MM	2ND RR	N/A	
1987-2003 V6 – 3.9L (239 cu. in.)	3100055	3100125	3600006	3600116	1-5/8"	RR	6 o'clock	
2007-2010 V6 – 4.0L	See Dealer		N/A		N/A	N/A	N/A	
1960-1988 L6 – 170, 198, 225 cu. in.	3100055	3100125	3600006	3600116	1-5/8"	LF	12 o'clock	
1989-2001 L6 – 5.9L Cummins, Diesel	3500030		3600008		58 MM	RC	6 o'clock	
2002-2006 L6 – 5.9L Cummins, Diesel	3500022		3600008		3/4" NPT	Rear of oil cooler	N/A	
2007-2014 L6 – 6.7L Cummins, Diesel	3500022		3600008		3/4" NPT	Rear of oil cooler	N/A	
<b>8 Cylinder</b>								
2000-2012 V8 – 4.7L	3100104		3600006		35 MM	RR	N/A	
1962-1996 V8 – ALL (Except Dakota)	3100055	3100125	3600006	3600116	1-5/8"	LC or RC	12 o'clock	
1991-1999 V8 – 5.2L (Dakota)	3100055	3100125	3600006	3600116	1-5/8"	RR	6 o'clock	
1996-2001 V8 – 5.2L (Ram) & (Durango)	3100055	3100125	3600006	3600116	1-5/8"	RR	6 o'clock	
2003-2014 V8 – 5.7L, Hemi								
1993-2002 V8 – 5.9L	3100055	3100125	3600006	3600116	1-5/8"	RR	6 o'clock	
<b>10 Cylinder</b>								
1994-2008 V10 – 8.0L	3100091		3600006		1-5/8"	RR	11 o'clock	
<b>Note:</b> Some Chrysler corp. engines have an .060 oversized frost plug hole. You may have to obtain an oversized O-ring 6027513 from a Chrysler dealer.								
<b>EAGLE</b>								
<b>AUTOMOTIVE</b>								
<b>4 Cylinder</b>								
1989-1996 L4 – 1.5L (G15G), Transverse	3100024		3600006		35 MM	2ND LR	9 o'clock	
1989-1990 L4 – 1.6L (4G61) DOHC ENG	3100024		3600006		35 MM	2ND RR	4 o'clock	
1992-1996 L4 – 1.8L (4G93)	3100020		3600006		35 MM	RF	3 o'clock	
1990-1996 L4 – 1.8L (4G37) (Talon)	3100024		3600006		35 MM	RF	12 o'clock	
1989-1998 L4 – 2.0L (4G63), Turbo (Talon)	See Dealer		N/A		N/A	N/A	N/A	
1995-1997 L4 – 2.0L (Talon) (Chrysler engine)	3100024		3600006		35 MM	LR	3 o'clock	
1988-1989 L4 – 2.2L	3100003		3600001		1" NPT	RF	6 o'clock	
1992-1996 L4 – 2.4L (4G64), Transverse (Summit)	3100024		3600006		35 MM	LR/2ND LR	3 o'clock	13
1992-1996 L4 – 2.4L (4G64), Transverse	3100024		3600006		35 MM	RF	3 o'clock	
1988-1989 L4 – 2.5L (150 cu. in.)	3100065		3600006		1-3/4"	LF	12 o'clock	
<b>6 Cylinder</b>								
1988-1993 V6 – 3.0L	3100031		3600006		36 MM	RRF IN HEAD	9 o'clock	
1993-1997 V6 – 3.3L, Conventional	3100055	3100125	3600006	3600116	1-5/8"	LF	12-1 o'clock	
1993-1997 V6 – 3.5L, Conventional	3100055	3100125	3600006	3600116	1-5/8"	RR	12 o'clock	
<b>FIAT</b>								
<b>AUTOMOTIVE</b>								
2011-2017 L4 – 1.4L	See Dealer		N/A		N/A	N/A	N/A	
2012 L4 – 1.4L, Turbo	See Dealer		N/A		N/A	N/A	N/A	

Point Element - Please confirm element orientation. Improper position may result in heater or engine damage.  
Description of footnotes - See page 34

FREEZE PLUG HEATER (UNLESS OTHERWISE NOTED)								
MAKE, MODEL, YEAR, ENGINE	Heater Part No.		Repl. Cord Part No.		Bore Diameter	Installation Location	Element Position	Foot Notes*
	Std Kit	Lit Kit	Std Cord	Lit Cord				
<b>FORD/MERCURY/LINCOLN</b>								
<b>AUTOMOTIVE</b>								
<b>4 Cylinder</b>								
1988-1997 L4 – 1.3L	3100016		3600006		35 MM	2ND LR	12 o'clock	
1971-1981 L4 – 1.3, 1.6L	3100057	3100126	3600006	3600116	1-5/8"	LF	12 o'clock	
1971-1973 L4 – 1.6L OHV	3100054		3600006		1-5/8"	LF	12 o'clock	
1978-1980 L4 – 1.6L, Transverse (Fiesta)	3100053		3600006		1-5/8"	LF	9 o'clock	
1981-1985 L4 – 1.6L (Escort)	3100053		3600006		1-5/8"	LF	9 o'clock	
1988-1996 L4 – 1.6L (Tracer)	3100016		3600006		35 MM	2ND RF	12 o'clock	
2010-2017 L4 – 1.6L	See Dealer		N/A		35 MM	RR	N/A	
1991-1996 L4 – 1.8L DOHC	3100021		3600006		35 MM	2ND RF	9 o'clock	
1986-1990 L4 – 1.9L, Transverse	3100053		3600006		1-5/8"	LF	9 o'clock	
1991-2004 L4 – 1.9L CVH, 2.0L SPI, Transverse	3100102		3600006		35 MM	LR	9 o'clock	
1971-1975 L4 – 2.0L OHV/OHC	3100039		3600006		1-1/2"	RF	12 o'clock	
1972-1975 L4 – 2.0L OHV	3100039		3600006		1-1/2"	RF	12 o'clock	
1984-1988 L4 – 2.0L, Diesel	3100016		3600006		35 MM	2ND LF	12 o'clock	
1993-1997 L4 – 2.0L (Mazda engine)	3100023		3600006		35 MM	RR	8 o'clock	
1995-2004 L4 – 2.0L (Zetec engine, inc SVT)*	3100018		3600006		35 MM	RR	3 o'clock	
2004-2011 L4 – 2.0L (Duratec), Transverse (Focus)	3100002	3100121	3600001	3600118	3/4" NPT	LR	N/A	
2012-2017 L4 – 2.0L (Focus)	See Dealer		N/A		N/A	N/A	N/A	
2011-2015 L4 – 2.0L Ecoboost	See Dealer		N/A		N/A	N/A	N/A	
1989-1992 L4 – 2.2L	3100016		3600006		35 MM	2ND RF	12 o'clock	
1989-1992 L4 – 2.2L, Turbo	3100017		3600006		35 MM	2ND RF	12 o'clock	
1974-1995 L4 – 2.3L OHC, Conventional	3100039		3600006		1-1/2"	RR or RF	6 or 12 o'clock	
2004-2007 L4 – 2.3L (Duratec), Transverse	3100002	3100121	3600001	3600118	3/4" NPT	LR	N/A	
1983-1995 L4 – 2.3, 2.5L HSC, Transverse	3100065		3600006		1-3/4"	LR & RR	6 o'clock	
2008-2017 L4 – 2.5L (Duratec), Transverse	3100002	3100121	3600001	3600118	3/4" NPT	LR	N/A	
2010-2017 L4-2.5L, IVCT, Fusion	3100138		3600085		3/4" NPT	FR	N/A	17
<b>6 Cylinder</b>								
1993-1997 V6 – 2.5L	3100028		3600006		35 MM	REAR	8 o'clock	
1995-2012 V6 – 2.5L, 3.0L 24-Valve (Duratec engine)**	3100002	3100121	3600001	3600118	3/4" NPT	RF	N/A	
2000-2005 V6 – 3.0L 24V, Conventional (Duratec engine)**	3100002	3100121	3600001	3600118	3/4" NPT	RR	N/A	
1972-1982 V6 – 2.6, 2.8L	3100036		3600003		1-1/2"	LFF or RFF	4 or 9 o'clock	
1987-1990 V6 – 2.9L (Scorpio)	3100042		3600006		1-1/2"	LFF	10 o'clock	
1986-2006 V6 – 3.0L 12-VALVE, Transverse (Except Villager and SHO)	3100039		3600006		1-1/2"	LF	6 o'clock	
1989-1994 V6 – 3.0, 3.2L (SHO)	See Dealer		N/A		N/A	N/A	N/A	
2007-2017 V6 – 3.5L, Transverse	3100002	3100121	3600001	3600118	3/4" NPT	RR	N/A	
2009-2017 V6 – 3.5L GTDI Ecoboost	3100002	3100121	3600001	3600118	3/4" NPT	RR	N/A	
2009-2017 V6 – 3.7L, Transverse	3100002	3100121	3600001	3600118	3/4" NPT	RR	N/A	
2010-2017 V6 – 3.7L, Conventional	See Dealer		N/A		Cartridge	N/A	N/A	
1988-1996 V6 – 3.8L, Transverse	3100040		3600006		1-1/2"	LF	12 o'clock	
1982-2004 V6 – 3.8L, Conventional	3100040		3600006		1-1/2"	LR or RR	12 o'clock	
2005-2009 V6 – 4.0L, Conventional	3100040		3600006		38MM	RR	7 o'clock	
1964-1983 L6 – 170, 200, 250 cu. in.	3100065		3600006		1-3/4"	RC or RF	6 or 12 o'clock	
1966-1972 L6 – 240 cu. in.	3100054		3600006		1-5/8"	2ND RF	12 o'clock	
<b>8 Cylinder</b>								
1963-1965 V8 – 221, 260, 289 cu. in.	3100039		3600006		1-1/2"	LR	12 o'clock	
1980-1982 V8 - 4.2L, 255 cu. in.	3100039		3600006		1-1/2"	RR	6 o'clock	1
1996-1998 V8 – 3.4L (SHO)	3100002	3100121	3600001	3600118	3/4" NPT	NOT ACCESSIBLE	N/A	5
2000-2005 V8 – 3.9L, Conventional	3100107		3600005		30 MM	LR	N/A	

Point Element - Please confirm element orientation. Improper position may result in heater or engine damage.  
Description of footnotes - See page 34

## FREEZE PLUG HEATER (UNLESS OTHERWISE NOTED)

MAKE, MODEL, YEAR, ENGINE	Heater Part No.		Repl. Cord Part No.		Bore Diameter	Installation Location	Element Position	Foot Notes*
	Std Kit	Lit Kit	Std Cord	Lit Cord				
<b>FORD/MERCURY/LINCOLN – Continued</b>								
<b>AUTOMOTIVE</b>								
<b>8 Cylinder</b>								
1992-2010 V8 – 4.6L, Conventional	3100040		3600006		1-1/2"	LR	9 o'clock	
1999-2000 V8 – 4.6L, Conventional (Mustang)	3100040		3600006		1-1/2"	RR	9 o'clock	
2001-2009 V8 – 4.6L, Conventional (Mustang)	3100040		3600006		1-1/2"	LR	9 o'clock	
1995-2004 V8 – 4.6L 32V (Mustang)	3100040		3600006		1-1/2"	LR	9 o'clock	
2003-2004 V8 – 4.6L 32V (Merauder)	3100040		3600006		1-1/2"	LR	9 o'clock	
1995-2002 V8 – 4.6L, Transverse	3100040		3600006		1-1/2"	LF	9 o'clock	
2011-2017 V8 – 5.0L	3100002	3100121	3600001	3600118	3/4" NPT	LF	N/A	
2006-2011 V8 – 5.4L, Conventional (Mustang)	3100040		3600006		1-1/2"	LR	9 o'clock	
1966-1996 V8 – 289, 302 cu. in. (5.0L)	3100039		3600006		1-1/2"	LR or RR	6 o'clock	1
1974-1988 V8 – 5.8L, 351W, 351C, 351 cu. in.	3100039		3600006		1-1/2"	RR	12 o'clock	
1974-1985 V8 – 351M, 400 cu. in.	3100039		3600006		1-1/2"	LR	9 o'clock	
1968-1978 V8 – 429, 460 cu. in.	3100039		3600006		1-1/2"	LF or RF	12 o'clock	
1968-1973 V8 – 351, 400, 429, 460 cu. in.	3100039		3600006		1-1/2"	LF or RF	12 o'clock	
1963-1971 V8 – 352, 390, 410, 427, 428 cu. in.	3100065		3600006		1-3/4"	RF	6 or 12 o'clock	
<b>LIGHT &amp; MEDIUM DUTY TRUCKS &amp; VANS – Includes Aerostar, Explorer &amp; Windstar</b>								
<b>4 Cylinder</b>								
1972-1982 L4 – 1.8L	3100071		3600006		50 MM	LC	12 o'clock	
1983-1988 L4 – 2.0L	3100039		3600006		1-1/2"	RR	6 o'clock	1
1979-1982 L4 – 1.8, 2.0L (Courier)	3100016		3600006		35 MM	LF	12 o'clock	
2002-2003 L4 – 2.0L (Zetec engine)	3100018		3600006		35 MM	RR	3 o'clock	
2010-2011 L4 – 2.0L (Transit)	See Dealer		N/A		N/A	N/A	N/A	
1981-1985 L4 – 2.2L, Diesel	3100010		3600005		30 MM	RR	6 o'clock	
1977-1994 L4 – 2.3L	3100039		3600006		1-1/2"	RR	6 o'clock	
1985-1988 L4 – 2.3L Mitsubishi, Diesel, Turbo	See Dealer		3600006		40 MM	LR	9 o'clock	
1995-1997 L4 – 2.3L	3100084		3600006		1-1/2"	LR	3 o'clock	
2001-2007 L4 – 2.3L, Conventional	3100002	3100121	3600001	3600118	3/4" NPT	RR	N/A	
2004-2012 L4 – 2.3L, Transverse	3100002	3100121	3600001	3600118	3/4" NPT	LR	N/A	
1998-2000 L4 – 2.5L	3100002		3600006		1-1/2"	LR	3 o'clock	
<b>6 Cylinder</b>								
1983-1986 V6 – 2.8L	3100002		3600003		1-1/2"	RFF IN HEAD	10 o'clock	
1986-1992 V6 – 2.9L	3100002		3600006		1-1/2"	LFF IN HEAD	10 o'clock	
1993-1999 V6 – 3.0L, Transverse (Villager)	3100002		3600004		30 MM	LF	6 o'clock	
1986-2003 V6 – 3.0L, 12-Valve	3100002		3600006		1-1/2"	ANY	6 o'clock	
2001-2011 V6 – 3.0L 24-Valve (Duratec engine)**	3100002	3100121	3600001	3600118	3/4" NPT	RF	N/A	
1999-2000 V6 – 3.3L, Transverse (Villager)	3100009		3600004		30 MM	LF	6 o'clock	
2011-2012 V6 – 3.5L, Conventional (Ecoboost)	See Dealer		N/A		Cartridge	N/A	N/A	
2011-2012 V6 – 3.7L, Conventional	See Dealer		N/A		Cartridge	N/A	N/A	
1992-1997 V6 – 3.8L, Conventional	3100039		3600006		1-1/2"	LR or RR	12 o'clock	
1995-2003 V6 – 3.8L, Transverse	3100040		3600006		1-1/2"	LF	6 o'clock	
2004-2010 V6 – 3.9L, Transverse	3100040		3600006		1-1/2"	LF	6 o'clock	
1990-2010 V6 – 4.0L	3100039		3600006		1-1/2"	RF	6 o'clock	
1996-2003 V6 – 4.2L, Conventional	3100040		3600006		1-1/2"	LR	12 o'clock	
2004-2008 V6 – 4.2L, Transverse	3100040		3600006		1-1/2"	LF	6 o'clock	
1964-1974 L6 – 170, 200, 250 cu. in.	3100065		3600006		1-3/4"	RF	12 o'clock	
1965-1997 L6 – 3.9, 4.9L (240, 300 cu. in.)	3100054		3600006		1-5/8"	2ND RF	12 o'clock	9
1986-1988 L6 – 6.6, 7.8L, Diesel (See Heavy Duty Application Guide)								
<b>8 Cylinder</b>								
1960-1974 V8 – 292, 428 cu. in.	3100065		3600006		1-3/4"	LF or RF	12 o'clock	
1966-1999 V8 – 5.0L (302 cu. in.), 289 cu. in.	3100039		3600006		1-1/2"	RR	6 o'clock	
1996-2010 V8 – 4.6L, 5.4L	3100040		3600006		1-1/2"	LR	12 o'clock	

Point Element - Please confirm element orientation. Improper position may result in heater or engine damage.  
Description of footnotes - See page 34

FREEZE PLUG HEATER (UNLESS OTHERWISE NOTED)								
MAKE, MODEL, YEAR, ENGINE	Heater Part No.		Repl. Cord Part No.		Bore Diameter	Installation Location	Element Position	Foot Notes*
	Std Kit	Lit Kit	Std Cord	Lit Cord				
<b>FORD/MERCURY/LINCOLN – Continued</b>								
<b>LIGHT &amp; MEDIUM DUTY TRUCKS &amp; VANS – Includes Aerostar, Explorer &amp; Windstar</b>								
<b>8 Cylinder</b>								
2011 V8 – 5.0L	3100002	3100121	3600001	3600118	3/4" NPT	LR	N/A	
2000-2014 V8 – 5.4L	3100002	3100121	3600001	3600118	3/4" NPT	LR	N/A	
1966-1997 V8 – 5.8L (351 cu. in.), 400 cu. in.	3100039		3600006		1-1/2"	LR or RR	12 o'clock	
1966-1997 V8 – 7.5L (460 cu. in.), 429 cu. in.	3100039		3600006		1-1/2"	LF or RF	12 o'clock	
1960-1980 V8 – 330, 352, 361, 389, 391 cu. in.	3100065		3600006		1-3/4"	RF or 2ND RF	12 o'clock	
1960-1979 V8 – 360, 390 cu. in.	3100065		3600006		1-3/4"	LR or 2ND RF	12 o'clock	
1979-1986 V8 – 370 cu. in.	3100039		3600006		1-1/2"	LR or RR	12 o'clock	
1960-1981 V8 – 401, 475, 477, 534 cu. in.	3100065		3600006		1-3/4"	LR or 2ND RF	12 o'clock	
2003-2006 V8 – 6.0L, Diesel (VT365)	3500069		3600008		27MM	RR	N/A	
2010-2014 V8 – 6.2L	3100002	3100121	3600001	3600118	3/4" NPT	LR	N/A	
2007-2010 V8 – 6.4L, Diesel	3500069		3600008		27MM	RR	N/A	
2011-2014 V8 – 6.7, 6.8L, Diesel	3500069		3600008		27MM	LR	N/A	
1983-1994 V8 – 6.9, 7.3L, Diesel	3100043		3600010		1-1/2"	RR	11 o'clock	
1995-2002 V8 – 7.3L (T444E)	3500043		3600008		3/4 NPT	oil filter	N/A	
<b>10 Cylinder</b>								
1998-2010 V10 – 6.8L	3100040		3600006		1-1/2"	LR or RR	12 o'clock	
<b>GEO</b>								
<b>AUTOMOTIVE</b>								
<b>3 Cylinder</b>								
1989-1997 L3 – 1.0L (Metro)	3400002		3600002		Clamp-On	N/A	N/A	
<b>4 Cylinder</b>								
1989-1999 L4 – 1.3L (Suzuki engine)	3400004		3600020		Clamp-On	N/A	N/A	
1989 L4 – 1.5L	3100018		3600006		35 MM	CR	12 o'clock	
1988-1997 L4 – 1.6L (Suzuki engine) (Tracker)	3400003		3600002		Clamp-On	N/A	N/A	
1990-1997 L4 – 1.6, 1.8L (Trans) (Isuzu engine) (Storm)	3100018		3600006		35 MM	2ND RR	12 o'clock	
1985-1997 L4 – 1.6, 1.8L (Trans) (Toyota engine) (Prizm)	3100049		3600006		40 MM	CF	12 o'clock	
<b>GMC – SEE CHEVROLET LIGHT &amp; MEDIUM TRUCKS</b>								
<b>HINO – SEE HEAVY DUTY APPLICATION GUIDE</b>								
<b>HONDA</b>								
<b>AUTOMOTIVE</b>								
<b>4 Cylinder</b>								
2002-2004 L4 -1.0L	3100006	3100124	3600005	3600117	28 MM THD			
1973-1983 L4 – 1.2, 1.3L	3400005		3600002		Clamp-On	N/A	N/A	
1984-1992 L4 – 1.3, 1.5L	3400001		3600002		Clamp-On	N/A	N/A	
2003-2014 – 1.3L	3100006	3100124	3600005	3600117	28 MM THD			
1996-2000 L4 – 1.6L, Transverse 16-Valve	3100006	3100124	3600005	3600117	28 MM THD	LR	N/A	
1999-2000 L4 – 1.6L DOHC (Civic SiR)	3100006	3100124	3600005	3600117	28 MM THD	RF	N/A	
1988-1995 L4 – 1.5L, 1.6L, Transverse 16-Valve only	3100006	3100124	3600005	3600117	28 MM THD	RF	N/A	
1976-1983 L4 – 1.5, 1.6L	3400006		3600002		Clamp-On	N/A	N/A	
2006-2017 L4 – 1.5L (Fit)	See Dealer		N/A		N/A	N/A	N/A	
2011-2017 L4 – 1.5L (CRZ)	See Dealer		N/A		N/A	N/A	N/A	
2001-2005 L4 – 1.7L, Transverse	3100006	3100124	3600005	3600117	28 MM THD	LR	N/A	
2006-2011 L4 – 1.8L, Transverse	See Dealer		N/A		N/A	N/A	N/A	
2012 L4 – 1.8L, Transverse	See Dealer		N/A		N/A	N/A	N/A	
1979-1987 L4 – 1.6L, 1.8L, 2.0L, Transverse	3100023		3600006		35 MM	RS	9 o'clock	
1988-1989 L4 – 2.0L, Transverse (Accord)	3100023		3600006		35 MM	RS	9 o'clock	
2002-2005 L4 – 2.0L, Transverse (Civic SiR)	3100006	3100124	3600005	3600117	28 MM THD	RR	N/A	
2006-2011 L4 – 2.0L, Transverse (Civic SiR)	3100006	3100124	3600005	3600117	28 MM THD	RR	N/A	

Point Element - Please confirm element orientation. Improper position may result in heater or engine damage.  
 Description of footnotes - See page 34

## FREEZE PLUG HEATER (UNLESS OTHERWISE NOTED)

MAKE, MODEL, YEAR, ENGINE	Heater Part No.		Repl. Cord Part No.		Bore Diameter	Installation Location	Element Position	Foot Notes*
	Std Kit	Lit Kit	Std Cord	Lit Cord				
<b>HONDA – Continued</b>								
<b>AUTOMOTIVE</b>								
<b>4 Cylinder</b>								
1988-1991 L4 – 2.0L, 2.1L, Transverse (Prelude)	See Dealer		N/A		Clamp-On	N/A	N/A	
2000-2009 L4 – 2.0, 2.2L, Conventional (S2000)	3100006	3100124	3600005	3600117	28 MM THD	N/A	N/A	
1990-1997 L4 – 2.2L, Transverse (Accord)	3100006	3100124	3600005	3600117	28 MM THD	LR	N/A	
1992-2001 L4 – 2.2L, 2.3L, Transverse (Prelude)	3100006	3100124	3600005	3600117	28 MM THD	RR	N/A	5
1998-2002 L4 – 2.3L (Accord)	3100006	3100124	3600005	3600117	28 MM THD	LR	N/A	
2003-2015 L4 – 2.4L (Accord)	3100006	3100124	3600005	3600117	28 MM THD	RR	N/A	
2012 L4 – 2.4L, Transverse (Civic SIR)	See Dealer		N/A		N/A	N/A	N/A	
<b>6 Cylinder</b>								
1998-2007 V6 – 3.0L (Accord)	3100006	3100124	3600005	3600117	28 MM THD	LF	N/A	
2008-2017 V6 – 3.5L (Accord)	3100006	3100124	3600005	3600117	28 MM THD	LF	N/A	
1995-1997 V6 – 2.7L (Accord)	See Dealer		N/A		N/A	CR	N/A	
<b>LIGHT TRUCK</b>								
<b>4 Cylinder</b>								
1997-2001 L4 – 2.0L (CRV)	3100006	3100124	3600005	3600117	28 MM THD	RF	N/A	
1995-1998 L4 – 2.2L Odyssey, Transverse	3100006	3100124	3600005	3600117	28 MM THD	LR	N/A	
2002-2014 L4 – 2.4L (CRV)	3100006	3100124	3600005	3600117	28 MM THD	RR	N/A	
<b>6 Cylinder</b>								
1994-1999 V6 – 3.2L (Passport)	3100005		3600005		28 MM THD	LR	N/A	
1999-2014 V6 – 3.5L (Odyssey, Pilot, Ridgeline)	3100006	3100124	3600005	3600117	28 MM THD	LF	N/A	
<b>HUMMER</b>								
<b>AUTOMOTIVE</b>								
<b>5 Cylinder</b>								
2005-2006 L5 – 3.5L (H3)	3100109	3100127	3600082	3600119	28 MM THD	LC	N/A	15
2007-2009 L5 – 3.7L (H3)	3100109	3100127	3600082	3600119	28 MM THD	LC	N/A	15
<b>8 Cylinder</b>								
2007-2009 V8 – 5.3L	3100109	3100127	3600082	3600119	28 MM THD	LR	N/A	15
2003-2004 V8 – 6.0L (H2)	3100005		3600005		28 MM THD	LR	N/A	
2005-2009 V8 – 6.0L (H2)	3100109	3100127	3600082	3600119	28 MM THD	LR	N/A	15
<b>HYUNDAI</b>								
<b>AUTOMOTIVE</b>								
<b>4 Cylinder</b>								
1995-1997 L4 – 1.5L (Accent)	3100098	3100122	3600006	3600116	35 MM	2ND LR	9 o'clock	
1998-1999 L4 – 1.5L (Accent)	3100098	3100122	3600006	3600116	35 MM	CR	4 o'clock	
2000-2005 L4 – 1.5L (Accent)	3100098	3100122	3600006	3600116	35 MM	RF	9 o'clock	
2006-2011 L4 – 1.6L (Accent)	3100114		3600006		35MM	LF	12 o'clock	
2012-2017 L4 – 1.6L (Accent, Velostar)	See Dealer		N/A		Cartridge	RF	N/A	
1983-1987 L4 – 1.4, 1.6L, Conventional	3100098	3100122	3600006	3600116	35 MM	LC	12 o'clock	
1986-1995 L4 – 1.5L (Mitsubishi engine) (Excel)	3100098	3100122	3600006	3600116	35 MM	2ND LR	7 or 9 o'clock	
1993-1995 L4 – 1.5L (Alpha engine), Turbo	3100098	3100122	3600006	3600116	35 MM	2ND LR	7 or 8 o'clock	
1985-1986 L4 – 1.6L	3100098	3100122	3600006	3600116	35 MM	LC	7-11 o'clock	
2001-2005 L4 – 1.6L (Accent)	3100098	3100122	3600006	3600116	35 MM	2ND RR		
1992-1999 L4 – 1.6, 1.8L, Transverse	3100098	3100122	3600006	3600116	35 MM	2ND RR	3 o'clock	
2012-2017 L4 – 1.8L (Elantra)	See Dealer		N/A		Cartridge	RF	N/A	
1986-1988 L4 – 2.0L, Conventional	3100098	3100122	3600006	3600116	35 MM	2ND LF	9 o'clock	
2009-2012 L4 – 2.0L, Turbo, Conventional	3100111		3600083		Cartridge	RR	N/A	
2011-2017 L4 – 2.0L, Turbo, Transverse (Theta 2)	See Dealer		N/A		Cartridge	RF	N/A	
1989-2005 L4 – 2.0, 2.4L, Transverse	3100098	3100122	3600006	3600116	35 MM	2ND RR	9 o'clock	
1999 L4 – 2.4L, Transverse	3100098	3100122	3600006	3600116	35 MM	LR	N/A	
2006-2010 L4 – 2.4L, Transverse	3100111		3600083		Cartridge	LF	N/A	
2010-2014 L4 – 2.4L, Transverse (Theta 2)	See Dealer		N/A		Cartridge	LF	N/A	

Point Element - Please confirm element orientation. Improper position may result in heater or engine damage.  
Description of footnotes - See page 34

FREEZE PLUG HEATER (UNLESS OTHERWISE NOTED)								
MAKE, MODEL, YEAR, ENGINE	Heater Part No.		Repl. Cord Part No.		Bore Diameter	Installation Location	Element Position	Foot Notes*
	Std Kit	Lit Kit	Std Cord	Lit Cord				
<b>HYUNDAI – Continued</b>								
<b>AUTOMOTIVE</b>								
<b>6 Cylinder</b>								
1989-1998 V6 – 3.0L	3100055	3100125	3600006	3600116	1-5/8"	RF	12 o'clock	
1999-2001 V6 – 2.5L	3100098	3100122	3600006	3600116	35 MM	LR	6 o'clock	
2002-2005 V6 – 2.7L (Sonata, Tiburon)	3100098	3100122	3600006	3600116	35 MM	LR	6 o'clock	
2001 V6 – 3.0L (XG300)	3100055	3100125	3600006	3600116	1-5/8"	LR	12 o'clock	
2006-2015 V6 – 3.3L	3100113		3600083		25 MM THD	CR	N/A	
2002-2005 V6 – 3.5L (XG350)	3100055	3100125	3600006	3600116	1-5/8"	LR	12 o'clock	
2009-2017 V6 – 3.8L	See Dealer		N/A		Cartridge	RR	N/A	
<b>8 Cylinder</b>								
2009-2011 V8 – 4.6L	See Dealer		N/A		Cartridge	RR	N/A	
<b>LIGHT TRUCK</b>								
<b>4 Cylinder</b>								
2011-2017 L4 – 2.0L, Transverse	See Dealer		N/A		Cartridge	LF	N/A	
2011-2017 L4 – 2.4L, Transverse	See Dealer		N/A		Cartridge	LF	N/A	
<b>6 Cylinder</b>								
2001-2005 V6 – 2.7L	3100098	3100122	3600006	3600116	35 MM	LR	6 o'clock	
2004-2005 V6 – 3.5L	3100055	3100125	3600006	3600116	1-5/8"	LR	12 o'clock	
2006-2008 V6 – 3.8L	3100113		3600083		25 MM THD	CR	N/A	
2010-2012 V6 – 3.5L, Transverse	See Dealer		N/A		Cartridge	RR	N/A	
2009-2015 V6 – 3.8L	See Dealer		N/A		Cartridge	RR	N/A	
<b>INFINITI</b>								
<b>AUTOMOTIVE</b>								
<b>4 Cylinder</b>								
1991-2002 L4 – 2.0L	3100007		3600005		30 MM THD	LR	N/A	
<b>6 Cylinder</b>								
1992-1997 V6 – 3.0L	3100009		3600004		30 MM	LF or LR	6 o'clock	
1996-2001 V6 – 3.0L (VQ30DE)	3100007		3600005		30 MM THD	RF	N/A	
2002-2013 V6 – 3.5L (VQ35DE), Transverse	3100007		3600005		30 MM	RF	N/A	
2003-2013 V6 – 3.5L (VQ35DE, VQ35HR) Conventional	3100007		3600005		30 MM	LR	N/A	16
2007-2014 V6 – 3.7L (VQ37VHR), Conventional	3100007		3600005		30 MM	LR	N/A	16
<b>8 Cylinder</b>								
1990-1996 V8 – 4.5L	3100007		3600005		30 MM THD	REAR	N/A	
1997-2000 V8 – 4.1L	3100007		3600005		30 MM THD	REAR	N/A	
2001-2009 V8 – 4.5L	3100007		3600005		30 MM THD	REAR	N/A	
2011-2013 V8 – 5.6L	3100007		3600005		30 MM THD	RF	N/A	
<b>LIGHT TRUCK</b>								
<b>6 Cylinder</b>								
1998-2000 V6 – 3.3L (VG33)	3100009		3600004		30 MM	LR	6 o'clock	
2001-2004 V6 – 3.5L	3100007		3600005		30 MM THD	LF	N/A	
2005-2008 V6 – 4.0L (VQ40DE)	See Dealer		N/A		N/A	N/A	N/A	
<b>8 Cylinder</b>								
2004 V8 – 4.5L	3100007		3600005		30 MM THD	REAR	N/A	
2004-2013 V8 – 5.6L (VK56DE)	3100007		3600005		30 MM THD	RF	N/A	
<b>INTERNATIONAL BY NAVISTAR</b>								
<b>LIGHT &amp; MEDIUM DUTY TRUCKS (ALSO SEE HEAVY DUTY APPLICATION GUIDE)</b>								
<b>4 Cylinder</b>								
ALL L4 – 152, 196 cu. in.	3100054		3600006		1-5/8"	RC or RF	12 o'clock	
<b>6 Cylinder</b>								
ALL L6 – 225 cu. in.	3100054		3600006		1-5/8"	LF	12 o'clock	
ALL L6 – 220, 240, 241, 264, 265 (Black Diamond)	3100054		3600006		1-5/8"	LF	12 o'clock	
ALL L6 – 3.2L (SD-33) (Nissan, Diesel)	3100023		3600006		35 MM	2ND or 4TH LS	12 o'clock	

Point Element - Please confirm element orientation. Improper position may result in heater or engine damage.  
Description of footnotes - See page 34

## FREEZE PLUG HEATER (UNLESS OTHERWISE NOTED)

MAKE, MODEL, YEAR, ENGINE	Heater Part No.		Repl. Cord Part No.		Bore Diameter	Installation Location	Element Position	Foot Notes*
	Std Kit	Lit Kit	Std Cord	Lit Cord				
<b>INTERNATIONAL BY NAVISTAR – Continued</b>								
<b>LIGHT &amp; MEDIUM DUTY TRUCKS (ALSO SEE HEAVY DUTY APPLICATION GUIDE)</b>								
<b>8 Cylinder</b>								
ALL V8 – 401, 461, 462, 478, 549, 550	3100038		3600006		1-1/2"	ANY LS or RS	12 o'clock	
ALL V8 – 401 cu. in. (AMC)	3100039		3600006		1-1/2"	RR	5 o'clock	
ALL V8 – 9.0L, 404, 446, 485, 537 cu. in.,	3100044		3600006		1-1/2"	ANY LS or RS	12 o'clock	
ALL V8 to 93 – 6.9, 7.3L, Diesel	3100043		3600010		1-1/2"	RR	11 o'clock	
1994-2002 V8 – 7.3L (T444E)	3500043		3600008		3/4" NPT	oil cooler	N/A	
ALL V8 – 266, 304, 345, 392, 400 cu. in.	3100054		3600006		1-5/8"	LF or RF	12 o'clock	
<b>ISUZU</b>								
<b>AUTOMOTIVE</b>								
<b>4 Cylinder</b>								
1992-1993 L4 – 1.6, 1.8L	3100018		3600006		35 MM	2ND RR	12 o'clock	
1985-1989 L4 – 1.5L, Transverse	3100018		3600006		35 MM	CR	12 o'clock	
1981-1988 L4 – 1.8L, 1.9L	3100018		3600006		35 MM	LF	12 o'clock	
1981-1985 L4 – 1.8L, Diesel	3100018		3600006		35 MM	RR	12 o'clock	
<b>LIGHT &amp; MEDIUM TRUCKS</b>								
<b>4 Cylinder</b>								
1998-2002 L4 – 2.2L	3100081		3600006		42 MM	LR	9 o'clock	
1985-1995 L4 – 2.3L	3100019		3600006		35 MM	RF	3 o'clock	
1982-1989 L4 – 1.8L, 1.9L	3100018		3600006		35 MM	LF	12 o'clock	
1982-1986 L4 – 2.2L, Diesel	3100068		3600006		1-3/4"	LF	6 o'clock	
1988-1995 L4 – 2.6L	3100098	3100122	3600006	3600116	35 MM	RF	6 o'clock	
2007-2008 L4 – 2.9L, Conventional	See Dealer		N/A		N/A	N/A	N/A	15
ALL L4 – 4BD1 engine	3100089		3600006		1" NPT	LR	N/A	
<b>5 Cylinder</b>								
2007-2008 L5 – 3.7L, Conventional	See Dealer		N/A		N/A	N/A	N/A	15
<b>6 Cylinder</b>								
1989-1993 V6 – 2.8, 3.1L	3100014		3600006		34 MM	RFF IN BLOCK	3 o'clock	6
1992-2003 V6 – 3.2L	3100005		3600005		28 MM THD	LR	N/A	
1998-1999 V6 – 3.5L	3100005		3600005		28 MM THD	LR	N/A	
2003-2005 L6 – 4.2L	3100005		3600005		28 MM THD	LF	N/A	
2006-2007 L6 – 4.2L	See Dealer		N/A		N/A	N/A	N/A	15
ALL L6 – 5.8, 6.5L (6BD1, 6BG1 engine)	3100089		3600006		1" NPT	LR	N/A	
ALL L6 – 6SA1 Engine	3100089		3600006		1" NPT	RS	2 Required	
<b>8 Cylinder</b>								
2003-2005 V8 – 5.3L	3100005		3600100		28 MM THD	LR	N/A	
2006-2007 V8 – 5.3L	3100109	3100127	3600082	3600119	28 MM THD	LR	N/A	15
<b>JAGUAR</b>								
<b>AUTOMOTIVE</b>								
<b>6 Cylinder</b>								
1952-1988 L6 – 2.5, 3.4, 3.6, 3.8, 4.2L	3100003		3600001		1" NPT	N/A	N/A	
2000-2007 V6 – 3.0L	3100002	3100121	3600001	3600118	3/4" NPT	RR	N/A	
2002-2008 V6 – 2.5, 3.0L, Transverse	3100002	3100121	3600001	3600118	3/4" NPT	RF	N/A	
<b>8 Cylinder</b>								
1998-2009 V8 – 4.0, 4.2L	See Dealer		N/A		30 MM THD	LR	N/A	
2010-2015 V8 – 5.0L	See Dealer		N/A		30 MM THD	LR	N/A	
<b>12 Cylinder</b>								
1971-1997 V12 – 5.3, 6.0L	3100003		3600001		1" NPT	N/A	N/A	
<b>JEEP</b>								
<b>AUTOMOTIVE / LIGHT TRUCK</b>								
<b>4 Cylinder</b>								
1984-1987 L4 – 2.1L, Diesel	3100003		3600001		1" NPT	RF	N/A	
2002-2004 L4 – 2.4L	3100024		3600006		35 MM	RR/2ND RR	3 o'clock	

Point Element - Please confirm element orientation. Improper position may result in heater or engine damage.  
Description of footnotes - See page 34



FREEZE PLUG HEATER (UNLESS OTHERWISE NOTED)								
MAKE, MODEL, YEAR, ENGINE	Heater Part No.		Repl. Cord Part No.		Bore Diameter	Installation Location	Element Position	Foot Notes*
	Std Kit	Lit Kit	Std Cord	Lit Cord				
<b>JEEP – Continued</b>								
<b>AUTOMOTIVE / LIGHT TRUCK</b>								
<b>4 Cylinder</b>								
2007-2017 L4 – 2.4L (Compass, Patriot)	3100111		3600083		Cartridge	LF	N/A	
1980-1983 L4 – 2.5L (Pontiac engine)	3100054		3600006		1-5/8"	LR	12 o'clock	
1984-2002 L4 – 2.5L	3100065		3600006		1-3/4"	LR	11 o'clock	
<b>6 Cylinder</b>								
1984-1987 V6 – 2.8L (Chevrolet engine)	3100014		3600006		34 MM	RFF IN BLOCK	3 o'clock	
2007-2009 V6 – 3.0L, Diesel	See Dealer		N/A		N/A	N/A	N/A	
1963-1971 L6 – 230 cu. in. (OHC)	3100057	3100126	3600006	3600116	1-5/8"	ANY LS	6 o'clock	
2002-2012 V6 – 3.7L	3100104		3600006		35 MM	2ND RR	N/A	
1965-1971 L6 – 225 cu. in.	3100039		3600006		1-1/2"	LR	2 o'clock	
2011-2017 V6 – 3.6L Pentastar	3100128		3600120		N/A	RR	N/A	
2007-2010 V6 – 3.8L	See Dealer		N/A		N/A	N/A	N/A	
1987-2006 L6 – 4.0L	3100072		3600006		2"	LF	12 o'clock	
1968-1990 L6 – 4.2L	3100072		3600006		2"	LR	12 o'clock	
<b>8 Cylinder</b>								
1968-1971 V8 – 350 cu. in. (Buick engine)	3100039		3600006		1-1/2"	LF or RR	12 o'clock	
1972-1991 V8 – 304, 360, 401 cu. in.	3100039		3600006		1-1/2"	LR	5 o'clock	
1999-2007 V8 – 4.7L	3100104		3600006		35 MM	RR	N/A	
1993-1998 V8 – 5.2L	3100055	3100125	3600006	3600116	1-5/8"	RR	6 o'clock	
2005-2017 V8 – 5.7L, Hemi	3100131		3600121		Cartridge	LR	N/A	
1998 V8 – 5.9L	3100055	3100125	3600006	3600116	1-5/8"	RR	6 o'clock	
2006-2010 V8 – 6.1L, Hemi	See Dealer		N/A		Cartridge	LR	N/A	
2012-2017 V8 – 6.4L, Hemi	See Dealer		N/A		Cartridge	LR	N/A	
<b>KIA</b>								
<b>AUTOMOTIVE</b>								
<b>4 Cylinder</b>								
2001-2002 L4 – 1.5L (Rio)	See Dealer		3600006		35MM	N/A	N/A	
2003-2004 L4 – 1.6L (Rio)	See Dealer		3600006		35MM	N/A	N/A	
2006-2010 L4 – 1.6L (Rio)	3100114		3600006		35MM	LF	12 o'clock	
2009-2011 L4 – 1.6L (Soul)	See Dealer		N/A		Cartridge	RR	N/A	
2012 L4 – 1.6L GDI (Rio, Soul)	See Dealer		N/A		Cartridge	RR	N/A	
1998-2003 L4 – 1.8L (Sephia, Spectra)	3100016		3600006		35 MM	RF	12 o'clock	
1995-2003 L4 – 2.0L (Sportage)	3100016		3600006		35 MM	2ND LF	12 o'clock	
2004-2006 L4 – 2.0L (Spectra, Sportage)	3100098	3100122	3600006	3600116	35 MM	2ND RR	9 o'clock	
2009-2017 L4 – 2.0L (Forte)	3100111		3600083		Cartridge	LF	N/A	
2012-2017 L4 – 2.0L, Turbo	See Dealer		N/A		Cartridge	RR	N/A	
2002-2006 L4 – 2.4L, Transverse	3100098	3100122	3600006	3600116	35 MM	LR	6 o'clock	
2006-2017 L4 – 2.4L, Transverse (Optima, MaGentis, Forte)	3100111		3600083		Cartridge	LF	N/A	
2011-2014 L4 – 2.4L GDI	See Dealer		N/A		Cartridge	RR	N/A	
<b>6 Cylinder</b>								
2001 V6 – 2.5L (Magentis)	3100098	3100122	3600006	3600116	35 MM	LR	6 o'clock	
2002-2005 V6 – 2.7L (MaGentis, Sportage)	3100098	3100122	3600006	3600116	35 MM	LR	6 o'clock	
2007-2009 V6 – 3.3L (Sorento)	3100113		3600083		25 MM THD	RR	N/A	
2002-2005 V6 – 3.5L (Sedona)	3100055	3100125	3600006	3600116	1-5/8"	LR	12 o'clock	
2004-2006 V6 – 3.5L (Amanti)	3100055	3100125	3600006	3600116	1-5/8"	LR	12 o'clock	
2003-2005 V6 – 3.5L (Sorento)	3100055	3100125	3600006	3600116	1 5/8"	RR	12 o'clock	
2010-2015 V6 – 3.5L (Sorento, Sedona)	See Dealer		N/A		Cartridge	LR	N/A	
2006-2009 V6 – 3.8L (Sedona)	3100113		3600083		25 MM THD	CR	N/A	
2007-2009 V6 – 3.8L (Amanti)	3100113		3600083		25 MM THD	CR	N/A	
2009-2012 V6 – 3.8L (Borrego)	See Dealer		N/A		Cartridge	RR	N/A	
2010 V6 – 3.8L (Sedona)	3100111		3600083		Cartridge	LR	N/A	

Point Element - Please confirm element orientation. Improper position may result in heater or engine damage.  
Description of footnotes - See page 34

## FREEZE PLUG HEATER (UNLESS OTHERWISE NOTED)

MAKE, MODEL, YEAR, ENGINE	Heater Part No.		Repl. Cord Part No.		Bore Diameter	Installation Location	Element Position	Foot Notes*
	Std Kit	Lit Kit	Std Cord	Lit Cord				
<b>KIA – Continued</b>								
<b>AUTOMOTIVE</b>								
<b>8 Cylinder</b>								
2009-2011 V8 – 4.6L (Borrego)	3100113		3600083		25 MM THD	LR	N/A	
<b>LADA</b>								
<b>AUTOMOTIVE</b>								
1978-1993 L4 – 1.5L	3100050		3600006		40 MM	LF	9 o'clock	
1981-1993 L4 – 1.6L	3100050		3600006		40 MM	LS	9 o'clock	
1987-1993 L4 – 1.3, 1.5L, Transverse	3100032		3600006		36 MM	LF	3 o'clock	
<b>LAND ROVER</b>								
<b>AUTOMOTIVE</b>								
<b>4 Cylinder</b>								
1958-UP L4 – 120.8 cu. in. Gas/Diesel (Land Rover)	3100070				1-15/16"	LC	6 o'clock	
2012-2017 L4 – 2.0L, Turbo	See Dealer		N/A		N/A	N/A	N/A	
<b>6 Cylinder</b>								
1958-UP L6 – 161, 182.7 cu. in.	3100003		3600001		1" NPT	N/A	N/A	
2002-2005 V6 – 2.5L	See Dealer		N/A		N/A	N/A	N/A	
2007-2012 L6 – 3.2L	See Dealer		N/A		N/A	N/A	N/A	
2004-2008 V6 – 4.0L	3100039		3600006		1-1/2"	RF	6 o'clock	
<b>8 Cylinder</b>								
1987-2004 V8 – 3.9, 4.0, 4.2, 4.6L	3100039		3600006		1-1/2"	LC	12 o'clock	
2003-2004 V8 – 4.4L (BMW Engine)	See Dealer		N/A		N/A	N/A	N/A	
2005-2009 V8 – 4.2L, 4.4L (Jaguar Engine)	See Dealer		N/A		30 MM THD	LR	N/A	
2010-2017 V8 – 5.0L	See Dealer		N/A		30 MM THD	LR	N/A	
<b>LEXUS</b>								
<b>AUTOMOTIVE</b>								
<b>4 Cylinder</b>								
2012 L4 – 1.8L	See Dealer		N/A		N/A	N/A	N/A	
2011-2012 L4 – 2.4L	See Dealer		N/A		N/A	N/A	N/A	
<b>6 Cylinder</b>								
2001-2005 L6 – 3.0L	See Dealer		N/A		N/A	N/A	N/A	
1989-1991 V6 – 2.5L	3100019		3600006		35 MM	CF	6 o'clock	
2006-2015 V6 – 2.5L (4GR-FSE), Conventional	See Dealer		N/A		N/A	LR	N/A	
1992-1994 V6 – 3.0L (3VZ-FE)	3100021		3600006		35 MM	LF	3 o'clock	
1994-2003 V6 – 3.0L (1MV-FE)	3100029		3600006		35 MM	RF	3 o'clock	
1992-1996 L6 – 3.0L, Conventional	See Dealer		N/A		N/A	N/A	N/A	
2004-2006 V6 – 3.3L (3MZ-FE)	3100029		3600006		35 MM	RF	3 o'clock	
2007-2017 V6 – 3.5L (2GR-FE), Transverse	See Dealer		N/A		N/A	N/A	N/A	
2006-2017 V6 – 3.5L (2GR-FSE), Conventional	See Dealer		N/A		N/A	LR	N/A	
<b>8 Cylinder</b>								
1989-2001 V8 – 4.0L	See Dealer		N/A		N/A	N/A	N/A	
2002-2007 V8 – 4.3L (3UZ-FE)	3100029		3600006		35 MM	RF	ANY	
2007-2017 V8 – 4.6L (1URFS, 1UR-FSE, 2UR-FSX)	See Dealer		N/A		N/A	N/A	N/A	
2008-2014 V8 – 5.0L (2UR-FSE)	See Dealer		N/A		N/A	N/A	N/A	
2008-2014 V8 – 5.0L (2UR-GSE) (IS-F)	See Dealer		N/A		N/A	N/A	N/A	
<b>LIGHT TRUCK</b>								
<b>6 Cylinder</b>								
1999-2003 V6 – 3.0L	3100029		3600006		35 MM	RF	3 o'clock	
2004-2006 V6 – 3.3L (3MZ-FE)	3100029		3600006		35 MM	RF	3 o'clock	
2007-2017 V6 – 3.5L (2GR-FE), Transverse	See Dealer		N/A		N/A	LF	N/A	
<b>8 Cylinder</b>								
2010-2015 V8 – 4.6L	See Dealer		N/A		35 MM	RF	N/A	
1998-2009 V8 – 4.7L (2UZ-FE)	See Dealer		N/A		35 MM	RF	N/A	
2008-2017 V8 – 5.7L (2UR-FE)	3100129	3100123	3600083	3600119	Cartridge	LR	N/A	

Point Element - Please confirm element orientation. Improper position may result in heater or engine damage.  
Description of footnotes - See page 34

FREEZE PLUG HEATER (UNLESS OTHERWISE NOTED)								
MAKE, MODEL, YEAR, ENGINE	Heater Part No.		Repl. Cord Part No.		Bore Diameter	Installation Location	Element Position	Foot Notes*
	Std Kit	Lit Kit	Std Cord	Lit Cord				
<b>LEXUS – Continued</b>								
<b>LIGHT TRUCK</b>								
<b>10 Cylinder</b>								
2010-2013 V10 4.8L	See Dealer		N/A		N/A	N/A	N/A	
<b>MAZDA</b>								
<b>AUTOMOTIVE</b>								
<b>Rotary</b>								
1971-1996 R2 – ALL	See Dealer		3600002		Clamp-On	N/A	N/A	
2004-2011 R2 (RX8)	See Dealer		N/A		N/A	N/A	N/A	
<b>4 Cylinder</b>								
1971-1980 L4 – 1.2L, Conventional	3400008		3600001		Clamp-On	N/A	N/A	
1975-1980 L4 – 1.3L, 1.4L, 1.5L, Conventional	3100016		3600006		35 MM	LF	6 o'clock	
1981-1982 L4 – 1.5L	3400009		3600002		Clamp-On	N/A	N/A	
1981-1985 L4 – 1.5L, Transverse	3100019		3600006		35 MM	LF	3 o'clock	
1995-1998 L4 – 1.5L	3100023		3600006		35 MM	2ND RF	6 or 12 o'clock	
1986-1989 L4 – 1.6L, Transverse (Except, Turbo)	3100016		3600006		35 MM	2ND RF	12 o'clock	
1988-1989 L4 – 1.6L, Transverse DOHC, Turbo	3100017		3600006		35 MM	2ND RF	12 o'clock	
1990-1998 L4 – 1.6L, Transverse	3100023		3600006		35 MM	2ND RF	9 o'clock	
1989-1995 L4 – 1.6L DOHC, Conventional	3100016		3600006		35 MM	2ND LF	12 o'clock	
1970-1980 L4 – 1.6L – 1.8L, Conventional	3100071		3600006		50 MM	LC	12 o'clock	
1999 L4 – 1.6L DOHC, Transverse	See Dealer		N/A		N/A	N/A	N/A	
2010-2012 L4 – 1.6L, Transverse (Mazda 2)	See Dealer		N/A		35MM	LR	N/A	
1990-1998 L4 – 1.8L SOHC	3100021		3600006		35 MM	2ND RF	6 o'clock	
1995-1999 L4 – 1.8L DOHC	3100016		3600006		35 MM	2ND RF	12 o'clock	
1999-2000 L4 – 1.8L DOHC, Transverse	See Dealer		N/A		N/A	N/A	N/A	
1985-1987 L4 – 2.0L, Diesel	3100016		3600006		35 MM	2ND RF	12 o'clock	
1983-1992 L4 – 2.0L (626), Transverse	3100016		3600006		35 MM	2ND RF	9 o'clock	
1979-1982 L4 – 2.0L, Conventional	3100071		3600006		50 MM	LC	12 o'clock	
1993-1998 L4 – 2.0L	3100023		3600006		35 MM	RR	8 o'clock	
1998-2003 L4 – 2.0L DOHC (626, Ptotege)	See Dealer		N/A		35 MM	RR	N/A	
2003-2004 L4 – 2.0L DOHC, Turbo	See Dealer		N/A		35 MM	RR	N/A	
2004-2011 L4 – 2.0L (Mazda 3)	3100002	3100121	3600001	3600118	3/4" NPT	LR	N/A	
2012-2017 L4 – 2.0L Skyactiv (Mazda 3)	3100002	3100121	3600001	3600118	3/4" NPT	LR	N/A	
2006-2007 L4 – 2.0L (Mazda MX5)	3100002	3100121	3600001	3600118	3/4" NPT	RR	N/A	
1988-1992 L4 – 2.2L (626), Transverse	3100016		3600006		35 MM	2ND RF	12 o'clock	
1988-1992 L4 – 2.2L, Turbo	3100017		3600006		35 MM	2ND RF	12 o'clock	
2003-2009 L4 – 2.3L (Mazda 3, Mazda 5, Mazda 6)	3100002	3100121	3600001	3600118	3/4" NPT	LR	N/A	
2006-2012 L4 – 2.3L, Turbo	3100002	3100121	3600001	3600118	3/4" NPT	LR	N/A	
2009-2017 L4 – 2.5L (Mazda 3, Mazda 6)	3100002	3100121	3600001	3600118	3/4" NPT	LR	N/A	
<b>6 Cylinder</b>								
1992-1999 V6 – 1.8L, 2.5L, Transverse	3100028		3600006		35 MM	REAR	8 o'clock	
1995-2002 V6 – 2.5L, 2.3L (Miller cycle engine)	3100028		3600006		35 MM	REAR	1 o'clock	
1988-1997 V6 – 3.0L	3100016		3600006		35 MM	RF	6 o'clock	
2003-2008 V6 – 3.0L (Mazda 6)	3100002	3100121	3600001	3600118	3/4" NPT	RF	N/A	
2009-2015 V6 – 3.7L (Mazda 6)	3100002	3100121	3600001	3600118	3/4" NPT	RR	N/A	
<b>LIGHT &amp; MEDIUM DUTY TRUCKS</b>								
<b>4 Cylinder</b>								
1971-1977 L4 – 1.6L	3100071		3600006		50 MM	LC	6 o'clock	
1977-1984 L4 – 1.8L, 2.0L	3100071		3600006		50 MM	LC	12 o'clock	
1985-1993 L4 – 2.0L, 2.2L GAS	3100016		3600006		35 MM	2ND LF	12 o'clock	
2001-2003 L4 – 2.0L (Tribute) (Ford engine)	3100018		3600006		35 MM	RR	3 o'clock	
2012-2017 L4 – 2.0L Skyactiv (CX-5)	3100002	3100121	3600001	3600118	3/4" NPT	LR	N/A	
1982-1987 L4 – 2.2L, Diesel	3100023		3600006		35 MM	2ND RF	3 or 9 o'clock	

Point Element - Please confirm element orientation. Improper position may result in heater or engine damage.  
Description of footnotes - See page 34

## FREEZE PLUG HEATER (UNLESS OTHERWISE NOTED)

MAKE, MODEL, YEAR, ENGINE	Heater Part No.		Repl. Cord Part No.		Bore Diameter	Installation Location	Element Position	Foot Notes*
	Std Kit	Lit Kit	Std Cord	Lit Cord				
<b>MAZDA – Continued</b>								
<b>LIGHT &amp; MEDIUM DUTY TRUCKS</b>								
<b>4 Cylinder</b>								
2001-2011 L4 – 2.3L (B2300)	3100002	3100121	3600001	3600118	3/4" NPT	RR	N/A	
1994 L4 – 2.3L (B2300) (Ford engine)	3100039		3600006		1-1/2"	RR	12 o'clock	
1995-1997 L4 – 2.3L (B2300) (Ford engine)	3100084		3600006		1-1/2"	LR	3 o'clock	
2004-2008 L4 – 2.3L (Tribute)	3100002	3100121	3600001	3600118	3/4" NPT	LR	N/A	
2006-2010 L4 – 2.3L, Turbo (CX-7)	3100002	3100121	3600001	3600118	3/4" NPT	LR	N/A	
1998-2000 L4 – 2.5L (Ford engine)	3100084		3600006		1.5 IN	LR	3 o'clock	
2009-2012 L4 – 2.5L (Tribute)	3100002	3100121	3600001	3600118	3/4" NPT	LR	N/A	
1989-1995 L4 – 2.6L (B2600) & MPV (Mazda engine)	3100075		3600006		35 MM	2ND LF	9 o'clock	
1987-1988 L4 – 2.6L (B2600) (Mitsubishi engine)	3100049		3600006		40 MM	RF	6 o'clock	
<b>6 Cylinder</b>								
2000-2001 V6 – 2.5L (MPV) (Ford engine)	3100002	3100121	3600001	3600118	3/4" NPT	RF	N/A	
1989-1993 V6 – 3.0L	3100016		3600006		35 MM	RF	6 o'clock	
2001-2012 V6 – 3.0L (Tribute) (Ford engine)	3100002	3100121	3600001	3600118	3/4" NPT	RF	N/A	
2002-2011 V6 – 3.0L (MPV) (Ford engine)	3100002	3100121	3600001	3600118	3/4" NPT	RF	N/A	
1994-2011 V6 – 3.0L (B3000) (Ford engine)	3100039		3600006		1-1/2"	RR	12 o'clock	
2007-2008 V6 – 3.5L (CX-9)	3100002	3100121	3600001	3600118	3/4" NPT	RR	N/A	
2008-2017 V6 – 3.7L, Transverse	3100002	3100121	3600001	3600118	3/4" NPT	RR	N/A	
1991-2011 V6 – 4.0L (B4000) (Ford engine)	3100039		3600006		1-1/2"	RF	6 o'clock	
<b>MERCEDES-BENZ</b>								
<b>AUTOMOTIVE</b>								
<b>4 Cylinder</b>								
ALL 230	3100105		N/A		38 MM THD	See Instructions	N/A	
ALL, Diesel-Except 190D (1984 & newer)	3100105		N/A		38 MM THD	See Instructions	N/A	
1994-2004 L4 – 1.8L, 2.0L, 2.3L (M111)	3100105		N/A		38 MM THD	See Instructions	N/A	
2001-2007 L4 – 1.8L (M271)	8604967		N/A		3/4" NPT	RF	N/A	
2012 L4 – 1.8L, Turbo	See Dealer		N/A		N/A	N/A	N/A	
2006-2012 L4 – 2.0L (B Class)	See Dealer		N/A		N/A	N/A	N/A	
<b>5 Cylinder</b>								
ALL Diesel	3100105		N/A		38 MM THD	See Instructions	N/A	
<b>6 Cylinder</b>								
1998-2005 V6 – 2.6L, 3.2L, 3.7L (M112)	3100105		N/A		38 MM THD	Lower hose casting	N/A	
2004-2011 V6 – 2.5L, 3.0L, 3.5L (M272)	3100105		N/A		38 MM THD	Lower hose casting	N/A	
2012-2017 V6 – 3.5L (M276)	See Dealer		N/A		N/A	N/A	N/A	
2007-2012 V6 – 3.2L, Diesel	3100105		N/A		38 MM THD	Lower hose casting	N/A	
<b>8 Cylinder</b>								
1971-2000 – ALL V8	3100105		N/A		38 MM THD	See Instructions	N/A	
2001-2007 V8 – 4.3L, 5.0L, 5.4L (M113)	3100105		N/A		38 MM THD	Lower hose casting	N/A	
2006-2009 V8 – 4.7L, 5.0L (M273)	3100105		N/A		38 MM THD	Lower hose casting	N/A	
2011-2017 V8 – 4.7L, Turbo	See Dealer		N/A		N/A	N/A	N/A	
2004-2009 V8 – 5.4L (M155) (SLR McLaren)	See Dealer		N/A		N/A	N/A	N/A	
2011-2017 V8 – 5.5L, Turbo	See Dealer		N/A		N/A	N/A	N/A	
2006-2012 V8 – 6.2L AMG (M156)	See Dealer		N/A		N/A	N/A	N/A	

Point Element - Please confirm element orientation. Improper position may result in heater or engine damage.  
Description of footnotes - See page 34

FREEZE PLUG HEATER (UNLESS OTHERWISE NOTED)								
MAKE, MODEL, YEAR, ENGINE	Heater Part No.		Repl. Cord Part No.		Bore Diameter	Installation Location	Element Position	Foot Notes*
	Std Kit	Lit Kit	Std Cord	Lit Cord				
<b>MERCEDES-BENZ – Continued</b>								
<b>AUTOMOTIVE</b>								
<b>12 Cylinder</b>								
2001-2005 V12 – 5.8L (M137)	3100105		N/A		38 MM THD	Lower hose casting	N/A	
2002-2017 V12 – 5.5L, 6.0L, Turbo (M275/285)	3100105		N/A		38 MM THD	Lower hose casting	N/A	
1989-2008 V12 – 7.3L AMG (M120)	See Dealer		N/A		N/A	N/A	N/A	
<b>MINI</b>								
<b>AUTOMOTIVE</b>								
<b>4 Cylinder</b>								
2003-2006 L4 – 1.6L	See Dealer		N/A		N/A	N/A	N/A	
2007-2017 L4 – 1.6L	See Dealer		N/A		N/A	N/A	N/A	
<b>MITSUBISHI</b>								
<b>AUTOMOTIVE</b>								
<b>4 Cylinder</b>								
1985-1993 L4 – 1.5L (Precis)	3100024		3600006		35 MM	2ND LR	9 o'clock	
1987-2001 L4 – 1.5L (G15B) (Mirage)	3100024		3600006		35 MM	2ND LR	9 o'clock	
1989-1992 L4 – 1.6L (4G61)	3100024		3600006		35 MM	2ND RR	4 o'clock	
1993-1999 L4 – 1.8L (4G93) (Expo/Mirage)	3100024		3600006		35 MM	RF	3 o'clock	
1989-1994 L4 – 1.8L (4G37) (Eclipse)	3100024		3600006		35 MM	RF	12 o'clock	
1989-1996 L4 – 2.0L (4G63) (Eclipse)	See Dealer		N/A		N/A	N/A	N/A	
1989-1993 L4 – 2.0L (4G63) (Galant)	3100024		3600006		35 MM	LR	3 o'clock	
1995-1999 L4 – 2.0L (420A) (Eclipse non-Turbo)	3100024		3600006		35 MM	2ND LR	9 o'clock	
2004-2006 L4 – 2.0L (Lancer)	3100075		3600006		35 MM	2ND LF	3 o'clock	
2004-2006 L4 – 2.0L (Lancer Evo VIII)	See Dealer		N/A		N/A	N/A	N/A	
2007-2017 L4 – 2.0L (Lancer)	3100111		3600083		Cartridge	LF	N/A	
2008-2017 L4 – 2.0L, Turbo (Lancer Evo)	3100111		3600083		Cartridge	LF	N/A	
1982-1996 L4 – 2.4L (4G64) (Expo/Expo LRV)	3100024		3600006		35 MM	LR/2ND LR	3 o'clock	
1992 L4 – 2.4L (4G64) (Galant DOHC)	3100024		3600006		35 MM	RF	3 o'clock	
1994-1998 L4 – 2.4L (4G64) (Galant SOHC)	3100024		3600006		35 MM	RF	3 o'clock	
1999-2008 L4 – 2.4L (4G64) (Galant, 00 Eclipse)	3100020		3600006		35 MM	2ND LF	4 o'clock	
1996-1999 L4 – 2.4L (4G64) (Eclipse Spyder)	3100024		3600006		35 MM	RF	3 o'clock	
2004-2007 L4 – 2.4L (JT41/45 4 MIVEC) (Galant, Lancer)	3100075		3600006		35 MM	LF	3 o'clock	
2008-2017 L4 – 2.4L (Lancer GTS)	3100111		3600083		Cartridge	LF	N/A	
<b>6 Cylinder</b>								
1995-1996 V6 – 2.5L (6G73) (Galant)	3100055	3100125	3600006	3600116	1-5/8"	CR	3 o'clock	
1988-1996 V6 – 3.0L (6G72) (Except 3000GT)	3100055	3100125	3600006	3600116	1-5/8"	RF	9 o'clock	
1991-1996 V6 – 3.0L (6G72) (3000GT)	See Dealer		N/A		N/A	N/A	N/A	
1999-2003 V6 – 3.0L (6G72) (Galant, 00 Eclipse)	3100055	3100125	3600006	3600116	1-5/8"	LR	9 o'clock	
1997-2007 V6 – 3.5L (6G74) (Diamante)	3100055	3100125	3600006	3600116	1-5/8"	LR	6 o'clock	
2004-2012 V6 – 3.8L (Galant)	3100055	3100125	3600006	3600116	1-5/8"	LR	12 o'clock	
<b>LIGHT &amp; MEDIUM DUTY TRUCKS</b>								
<b>4 Cylinder</b>								
1983-1989 L4 – 2.0L (G63B)	3100024		3600006		35 MM	RR	3 o'clock	
1983-1986 L4 – 2.3L (4D55), Diesel	See Dealer		3600006		40 MM	LR	9 o'clock	
1987-1990 L4 – 2.4L (G64B)	3100024		3600006		35 MM	RR	3 o'clock	
1990-1996 L4 – 2.4L (4G64)	3100024		3600006		35 MM	RR	3 o'clock	
2003-2007 L4 – 2.4L (4G64) (Outlander)	3100024		3600006		35 MM	2ND LF	3 o'clock	
2008-2017 L4 – 2.4L (Outlander)	3100111		3600083		Cartridge	LF	N/A	
1997-2009 L4 – 2.4L (4G64) (Montero Sport)	3100024		3600006		35 MM	LF	3 o'clock	
1983-1989 L4 – 2.6L (G54B)	See Dealer		3600006		40 MM	RF	6 o'clock	

Point Element - Please confirm element orientation. Improper position may result in heater or engine damage.  
Description of footnotes - See page 34

## FREEZE PLUG HEATER (UNLESS OTHERWISE NOTED)

MAKE, MODEL, YEAR, ENGINE	Heater Part No.		Repl. Cord Part No.		Bore Diameter	Installation Location	Element Position	Foot Notes*
	Std Kit	Lit Kit	Std Cord	Lit Cord				
<b>mitsubishi – Continued</b>								
<b>LIGHT &amp; MEDIUM DUTY TRUCKS</b>								
<b>6 Cylinder</b>								
1990-2005 V6 – 3.0L (6G72) (Truck,Montero)	3100055	3100125	3600006	3600116	1-5/8"	RR	9 o'clock	
2007-2008 V6 – 3.0L (6B31) (Outlander)	See Dealer		3600006		40 MM	RF	6 o'clock	
1997-2005 V6 – 3.0L (6G72) (Montero Sport)	3100055	3100125	3600006	3600116	1-5/8"	RC	6 o'clock	
2008-2012 V6 – 3.5L (Outlander)	3100007		3600005		30MM	CR	N/A	
1999-2002 V6 – 3.5L (6G74) (Montero Sport)	3100055	3100125	3600006	3600116	1-5/8"	RC	6 o'clock	
1995-2002 V6 – 3.5L (6G74) (Montero)	3100055	3100125	3600006	3600116	1-5/8"	RR	12 o'clock	
2003-2011 V6 – 3.8L	3100055	3100125	3600006	3600116	1-5/8"	RR	12 o'clock	
<b>NISSAN</b>								
<b>AUTOMOTIVE</b>								
<b>4 Cylinder</b>								
1966-1980 L4 – 1.0, 1.2, 1.3, 1.4, 1.6L OHV (Conv)	3100016		3600006		35 MM	LF	12 o'clock	
1972-1982 L4 – 1.2, 1.4, 1.5L OHC, Conventional	3100016		3600006		35 MM	LF	12 o'clock	
1968-1973 L4 – 1.3, 1.6L OHC, Conventional	3100048		3600006		40 MM	LF or RR	12 o'clock	
1976-1981 L4 – 1.4L (A14), 1.5L (A15), Transverse	3100016		3600006		35 MM	LR	12 o'clock	
1982-1988 L4 – 1.5L (E15), 1.6L (E16), Transverse	3100074		3600004		30 MM	RR	8 o'clock	
1989-1990 L4 – 1.6L (GA16i), Transverse	3100074		3600004		30 MM	RF	9 o'clock	
1991-1992 L4 – 1.6L (E16), Transverse	3100074		3600004		30 MM	RR	8 o'clock	
1991-1999 L4 – 1.6L (GA16DE), Transverse	3100074		3600004		30 MM	RF	9 o'clock	
1987-1989 L4 – 1.6L (CA16DE), 1.8L (CA18DE) (Trans)	3100074		3600004		30 MM	LF	4 o'clock	
2011-2017 L4 – 1.6L (MR16DDT), Transverse	See Dealer		N/A		N/A	N/A	N/A	
1983-1987 L4 – 1.7L (CD17), Transverse, Diesel	3100074		3600004		30 MM	RR	8 o'clock	
1984-1988 L4 – 1.8L (CA18ET), Conventional, Turbo	3100074		3600004		30 MM	RC	3 o'clock	1
1973-1980 L4 – 1.8L (L18), 2.0L (L20), Conventional	3100048		3600006		40 MM	3RD RS	12 o'clock	
2002-2006 L4 – 1.8L (QG18DE)	See Dealer		N/A		N/A	N/A	N/A	
2007-2017 L4 – 1.8L (MR20DE)	See Dealer		N/A		N/A	N/A	N/A	
1986-1988 L4 – 2.0L (CA20), Conventional	3100074		3600004		30 MM	LR	6 o'clock	
1982-1989 L4 – 2.0L (CA20,CA20E), Transverse	3100074		3600004		30 MM	LF	7 o'clock	
1991-1999 L4 – 2.0L (GA20DE), Transverse	3100007		3600005		30 MM THD	RR	N/A	
1980-1985 L4 – 2.0L (Z20), 2.2L (Z22), Conventional	3100048		3600006		40 MM	LF	12 o'clock	
2007-2012 L4 – 2.0L (MR18DE)	See Dealer		N/A		N/A	N/A	N/A	
2002-2007 L4 – 2.5L (QR25DE), Transverse	3100007		3600005		30 MM THD	RF	N/A	
1989-2001 L4 – 2.4L (KA24E), Transverse	3100049		3600006		40 MM	LF	12 o'clock	
1989-1998 L4 – 2.4L (KA24E, KA24DE), Conventional	3100049		3600006		40 MM	LR	12 o'clock	
<b>6 Cylinder</b>								
1974-1980 L6 – 2.6L (L26)	3100016		3600006		35 MM	RF	12 o'clock	
1970-1985 L6 – 2.4L, 2.8L (L24, L28 E, ET)	3100016		3600006		35 MM	3RD RS	12 o'clock	
1981-1984 L6 – 2.8L (LD28), Diesel	3100016		3600006		35 MM	LR	12 o'clock	
1986-1993 V6 – 3.0L (VG30E, ET, DE), Conventional	3100009		3600004		30 MM	LR	6 o'clock	
1986-1994 V6 – 3.0L (VG30E, DE), Transverse	3100009		3600004		30 MM	LF	6 o'clock	
1995-2001 V6 – 3.0L (VQ30DE), Transverse	3100007		3600005		30 MM THD	RF	N/A	
2002-2014 V6 – 3.5L (VQ35DE), Transverse	3100007		3600005		30 MM THD	RF	N/A	
2004-2009 V6 – 3.5L (VQ35DE, VQ35HR), Conventional	3100007		3600005		30 MM THD	LR	N/A	16
2010-2014 V6 – 3.7L, Conventional	See Dealer		N/A		N/A	N/A	N/A	
2010-2014 V6 – 3.8L, Turbo (VR38DETT)	See Dealer		N/A		N/A	N/A	N/A	
<b>LIGHT &amp; MEDIUM DUTY TRUCKS</b>								
<b>4 Cylinder</b>								
1970-1973 L4 – 1.6L OHC ENG	3100048		3600006		40 MM	LF or RR	12 o'clock	
1974-1980 L4 – 1.8L (L18), 2.0L (L20)	3100048		3600006		40 MM	3RD RS	12 o'clock	

Point Element - Please confirm element orientation. Improper position may result in heater or engine damage.  
Description of footnotes - See page 34

FREEZE PLUG HEATER (UNLESS OTHERWISE NOTED)								
MAKE, MODEL, YEAR, ENGINE	Heater Part No.		Repl. Cord Part No.		Bore Diameter	Installation Location	Element Position	Foot Notes*
	Std Kit	Lit Kit	Std Cord	Lit Cord				
<b>NISSAN – Continued</b>								
<b>LIGHT &amp; MEDIUM DUTY TRUCKS</b>								
<b>4 Cylinder</b>								
1981-1989 L4 – 2.0L (Z20), 2.2L (Z22), 2.4L (Z24)	3100048		3600006		40 MM	LF	12 o'clock	
1990-1998 L4 – 2.4L (KA24E)	3100049		3600006		40 MM	LR	12 o'clock	
1981-1988 L4 – 2.2, 2.5L (SD25), Diesel	3100016		3600006		35 MM	LF	6 o'clock	
2005-2007 L4 – 2.5L (QR25DE), Conventional	3100007		3600005		30 MM THD	LF	N/A	
<b>6 Cylinder</b>								
1984-1995 V6 – 3.0L (VG30E, VG30i)	3100009		3600004		30 MM	LR	6 o'clock	
1993-1998 V6 – 3.0L (VG30E), Transverse (Quest)	3100009		3600004		30 MM	LF	6 o'clock	
1999-2000 V6 – 3.3L (VG33), Transverse (Quest)	3100009		3600004		30 MM	LF	6 o'clock	
1998-2004 V6 – 3.3L (VG33), Conventional	3100009		3600004		30 MM	LR	6 o'clock	
2001-2014 V6 – 3.5L (VQ35DE), Conventional	3100007		3600005		30MM THD	LF	N/A	
2005-2015 V6 – 4.0L (VQ40DE), Conventional	See Dealer		N/A		N/A	N/A	N/A	
<b>8 Cylinder</b>								
2004-2017 V8 – 5.6L (VK56DE)	3100007		3600005		30MM THD	RF	N/A	
2015-2016 V-8 5.0L Diesel	3500165		3600008		27mm		N/A	
<b>OLDSMOBILE</b>								
<b>AUTOMOTIVE</b>								
<b>4 Cylinder</b>								
1982-1989 L4 – 1.8, 2.0L OHC (Brazil engine)	3100015		3600006		34 MM	2ND LF	1 or 3 o'clock	
1982-1984 L4 – 1.8, 2.0L	3100014		3600006		34 MM	LF	12 o'clock	
1985-1986 L4 – 2.0L	3100062		3600006		42 MM	LF	4 o'clock	
1987-1992 L4 – 2.2L	3100081		3600006		42 MM	LF	9 o'clock	
1993-1996 L4 – 2.0L, 2.2L, Transverse	3100081		3600006		42 MM	LF	9 o'clock	
2002-2004 L4 – 2.2L (Ecotec), Transverse	3400019		3600100		Clamp-On	RR	N/A	
1987-1993 L4 – 2.3L Quad IV	3100093		3600023		3/4" NPT	N/A	N/A	3
1994-1995 L4 – 2.3L Quad IV Gen II	3100001		3600002		1/2" NPT	N/A	N/A	
1996-2001 L4 – 2.4L (Twin Cam)	3100001		3600002		3/4" NPT	N/A	N/A	
1980-1992 L4 – 2.5L, Transverse	3100076		3600006		1-5/8"	LF	12 o'clock	
1978-1981 L4 – 2.5L, Conventional	3100076		3600006		1-5/8"	LR	12 o'clock	
<b>6 Cylinder</b>								
1980-1986 V6 – 2.8L, Transverse	3100014		3600006		34 MM	RS	3 o'clock	7
1987-1989 V6 – 2.8L, Transverse (Vin W)	3100015		3600006		34 MM	CR	3 o'clock	2
1982-1988 V6 – 3.0L, Transverse	3100041		3600006		1-1/2"	LF	12 o'clock	
1989-1999 V6 – 3.1L, Transverse	3100015		3600006		34 MM	CR	3 o'clock	2
1992-1997 V6 – 3.4L, Transverse	3100015		3600006		34 MM	CR	3 o'clock	2, 5
1999-2004 V6 – 3.4L, Transverse	3100015		3600006		34 MM	CR	3 o'clock	2, 5
1999-2002 V6 – 3.5L DOHC, Transverse	See Dealer		N/A		Clamp-On	N/A	N/A	
1989-1998 V6 – 3300, 3800, Transverse	3100041		3600006		1-1/2"	RF or LF	12 o'clock	
1975-1988 V6 – 3.8L (231 cu. in.), Conventional	3100039		3600006		1-1/2"	RR	12 o'clock	1
1984-1988 V6 – 3.8L (231 cu. in.), Transverse	3100041		3600006		1-1/2"	LF	3 o'clock	
1981-1984 V6 – 4.1L (252 cu. in.), Conventional	3100039		3600006		1-1/2"	RR	12 o'clock	1
1983-1985 V6 – 4.3L, Diesel, Transverse	3100039		3600006		1-1/2"	RF or RR	12 o'clock	
1982-1985 V6 – 4.3L, Diesel, Conventional	3100039		3600006		1-1/2"	LF or RF	12 o'clock	
1991-1996 V6 – 4.3L	3100057	3100126	3600006	3600116	1-5/8"	LR	6 o'clock	
1968-1976 L6 – 250 cu. in.	3100054		3600006		1-5/8"	LF or LR	6 or 12 o'clock	
2006-2014 V6 – 4.3L	3100109	3100127	3600082	3600119	28 MM THD	LC	N/A	15
<b>8 Cylinder</b>								
1979-1985 V8 – 260 cu. in., Diesel	3100039		3600006		1-1/2"	LR	12 o'clock	
1975-1982 V8 – 260 cu. in. GAS	3100039		3600006		1-1/2"	RF	6 o'clock	
1997-2003 V8 – 4.0L (Aurora)	See Dealer		N/A		Clamp-On	N/A	N/A	
1980-1981 V8 – 4.3L (265 cu. in.)	3100070		3600006		1-15/16"	LC	11 o'clock	1

Point Element - Please confirm element orientation. Improper position may result in heater or engine damage.  
Description of footnotes - See page 34

## FREEZE PLUG HEATER (UNLESS OTHERWISE NOTED)

MAKE, MODEL, YEAR, ENGINE	Heater Part No.		Repl. Cord Part No.		Bore Diameter	Installation Location	Element Position	Foot Notes*
	Std Kit	Lit Kit	Std Cord	Lit Cord				
<b>OLDSMOBILE</b>								
<b>AUTOMOTIVE</b>								
<b>8 Cylinder</b>								
1981-1982 V8 – 4.4L (267 cu. in.)	3100057	3100126	3600006	3600116	1-5/8"	LR	9 o'clock	
1980-1990 V8 – 5.0L (307 cu. in.)	3100039		3600006		1-1/2"	LF or RF	12 o'clock	
1979 V8 – 301 cu. in.	3100070		3600006		1-15/16"	LC	6 or 12 o'clock	
1977-1992 V8 – 305, 350 cu. in. (Chevrolet engine)	3100057	3100126	3600006	3600116	1-5/8"	LR	9 o'clock	
1964-1967 V8 – 330 cu. in.	3100039		3600006		1-1/2"	LF or RF	12 o'clock	
1968-1981 V8 – 350, 455 (Except Delmont) (Olds eng)	3100039		3600006		1-1/2"	LF or RF	12 o'clock	
ALL V8 – 350 (Delmont)	3100039		3600006		1-1/2"	RC	12 o'clock	
1967-1976 V8 – 400 cu. in.	3100039		3600006		1-1/2"	LF or RC	12 o'clock	
1975 V8 – 400 cu. in. (Vista Cruiser)	3100070		3600006		1-15/16"	LF	6 o'clock	
1977-1979 V8 – 403 cu. in.	3100039		3600006		1-1/2"	RF	12 o'clock	
1978-1985 V8 – 350 cu. in., Diesel	3100039		3600006		1-1/2"	LF or RF	12 o'clock	
<b>LIGHT &amp; MEDIUM DUTY TRUCKS</b>								
2004 L6 – 4.2L	3100005		3600100		28MM THD	LF	N/A	
1991-1996 V6 – 4.3L (Bravada)	3100054		3600006		1-5/8"	LR	12 o'clock	
<b>PONTIAC</b>								
<b>AUTOMOTIVE</b>								
<b>3 Cylinder</b>								
1985-1999 L3 – 1.0L	3400002		3600002		Clamp-On	N/A	N/A	
<b>4 Cylinder</b>								
1987-1999 L4 – 1.3L (Suzuki engine)	3400004		3600020		Clamp-On	N/A	N/A	
1985-1987 L4 – 1.5L, Transverse	3100018		3600006		35 MM	CR	12 o'clock	
1981-1988 L4 – 1.6L OHV, Conventional	3100014		3600006		34 MM	RF	6 o'clock	
2004-2009 L4 – 1.6L (Wave)	3100008		3600003		36 MM	LF	N/A	
1988-1998 L4 – (Suzuki engine) (Sunrunner)	3400003		3600002		Clamp-On	N/A	N/A	
1988-1993 L4 – 1.6L, Transverse (Lemans)	3100015		3600006		34 MM	LF	3 o'clock	2
1982-1984 L4 – 1.8L, 2.0L, OHV	3100014		3600006		34 MM	LF	12 o'clock	
1982-1987 L4 – 1.8L, Diesel	3100018		3600006		35 MM	RR	12 o'clock	
1982-1994 L4 – 1.8L, 2.0L OHC (Brazil engine)	3100015		3600006		34 MM	2ND LF	3 o'clock	2
2002-2009 L4 – 1.8L (1ZZFE), Transverse (Vibe)	3100129	3100123	3600083	3600119	Cartridge	LR	N/A	
2007-2009 L4 – 2.0L (Ecotec, Turbo), Conventional	See Dealer		3600082		Clamp-On	N/A	N/A	
1995-2001 L4 – 2.2L	3100081		3600006		42 MM	LF	9 o'clock	
2002-2004 L4 – 2.2L (Ecotec), Transverse	3400019		3600100		Clamp-On	RR	N/A	
2005-2009 L4 – 2.2L (Ecotec), Transverse	3400020		3600082		Clamp-On	RR	N/A	15
1985-1986 L4 – 2.0L	3100062		3600006		42 MM	LF	4 o'clock	
1987-1993 L4 – 2.3L Quad IV	3100093		3600003		3/4" NPT	N/A	N/A	3
1994-1995 L4 – 2.3L Quad IV Gen II	3100001		3600002		1/2" NPT		N/A	
2006-2009 L4 – 2.4L (Ecotec), Transverse	3400020		3600082		Clamp-On	RR	N/A	15
2006-2009 L4 – 2.4L (Ecotec), Conventional	3400020		3600082		Clamp-On	RF	N/A	15
1996-2001 L4 – 2.4L (Twin Cam)	3100001		3600002		1/2" NPT		N/A	
2009 L4 – 2.4L (Toyota Engine) (Vibe)	3100129	3100123	3600083	3600119	Cartridge	LR	N/A	
1977-1987 L4 – 2.5L, Conventional	3100076		3600006		1-5/8"	LR	6 or 12 o'clock	
1980-1994 L4 – 2.5L, Transverse	3100076		3600006		1-5/8"	LF	12 o'clock	
<b>6 Cylinder</b>								
1980-1986 V6 – 2.8L, Transverse	3100014		3600006		34 MM	RS	3 o'clock	7
1985-1989 V6 – 2.8L, Transverse (Vin W)	3100015		3600006		34 MM	CR	3 o'clock	2
1982-1989 V6 – 2.8L, Conventional	3100014		3600006		34 MM	RFF IN BLOCK	3 o'clock	
1985-1988 V6 – 3.0L, Transverse	3100041		3600006		1-1/2"	LF	12 o'clock	
1990-1997 V6 – 3.1, 3.4L, Conventional	3100015		3600006		34 MM	LC or RC	3 o'clock	2
1988-2002 V6 – 3.1L, Transverse	3100015		3600006		34 MM	CR	3 o'clock	2

Point Element - Please confirm element orientation. Improper position may result in heater or engine damage.  
Description of footnotes - See page 34



FREEZE PLUG HEATER (UNLESS OTHERWISE NOTED)								
MAKE, MODEL, YEAR, ENGINE	Heater Part No.		Repl. Cord Part No.		Bore Diameter	Installation Location	Element Position	Foot Notes*
	Std Kit	Lit Kit	Std Cord	Lit Cord				
<b>PONTIAC – Continued</b>								
<b>AUTOMOTIVE</b>								
<b>6 Cylinder</b>								
1992-1997 V6 – 3.4L, Transverse	3100015		3600006		34 MM	CR	3 o'clock	2, 5
1999-2004 V6 – 3.4, Transverse	3100015		3600006		34 MM	CR	3 o'clock	2, 5
2005-2009 V6 – 3.4, Transverse (Torrent)	3100109	3100127	3600082	3600119	28 MM THD	CR	N/A	15
2005-2009 V6 – 3.5L, Transverse	3100109	3100127	3600082	3600119	28 MM THD	CR	N/A	15
2007-2009 V6 – 3.6L, Transverse	3100110		3600082		Cartridge	LR	N/A	15
2008-2009 V6 – 3.6L, Conventional	3100110		3600082		Cartridge	LR	N/A	15
2005-2009 V6 – 3.9L, Transverse	3100109	3100127	3600082	3600119	28 MM THD	CR	N/A	15
1988-2004 V6 – 3300, 3800, Transverse	3100041		3600006		1-1/2"	RF or LF	12 o'clock	
2005-2009 V6 – 3800, Transverse	3100109	3100127	3600082	3600119	28 MM THD	CR	N/A	15
1996-2002 V6 – 3.8L Firebird	3100041		3600006		1-1/2"	RF	12 o'clock	
1976-1988 V6 – 3.8L (231 cu. in.), Conventional	3100039		3600006		1-1/2"	RR	12 o'clock	1
1987-1989 V6 – 3.8L (231 cu. in.), Transverse	3100041		3600006		1-1/2"	LF	3 o'clock	
1980-1981 V6 – 3.8L (229 cu. in.)	3100057	3100126	3600006	3600116	1-1/2"	LR	6 o'clock	
1982-1983 V6 – 4.1L (252 cu. in.)	3100039		3600006		1-1/2"	RR	12 o'clock	1
1985-1987 V6 – 4.3L	3100057	3100126	3600006	3600116	1-5/8"	LR	6 o'clock	
1982-1985 V6 – 4.3L, Diesel	3100039		3600006		1-1/2"	LF or LR	12 o'clock	
1955-1973 L6 – 194, 230, 250 cu. in.	3100054		3600006		1-5/8"	LF	12 o'clock	
1974-1978 L6 – 250 cu. in.	3100054		3600006		1-5/8"	LR	12 o'clock	8
<b>8 Cylinder</b>								
1975-1976 V8 – 260 cu. in.	3100039		3600006		1-1/2"	RF	6 o'clock	
1980-1981 V8 – 4.3L (265 cu. in.)	3100070		3600006		1-15/16"	LC	11 o'clock	1
1978-1982 V8 – 4.4L (267 cu. in.)	3100057	3100126	3600006	3600116	1-5/8"	LR	9 o'clock	
1977-1981 V8 – 301 cu. in.	3100070		3600006		1-15/16"	LR	6 or 12 o'clock	
1958-1994 V8 – 283, 305, 307, 327, 350, 400 (Red) cu. in.	3100057	3100126	3600006	3600116	1-5/8"	LR	9 o'clock	
1973-1979 V8 – 350, 400, 455 (Blue) cu. in.	3100070		3600006		1-15/16"	LC or LR	12 o'clock	
2005-2007 V8 – 5.3L, Transverse	3100109	3100127	3600082	3600119	28 MM THD	RF	N/A	15
1998-2002 V8 – 5.7L Gen 3	3100005		3600100		28 MM THD	LR	N/A	
2004 V8 – 5.7L Gen 3	3100005		3600100		28 MM THD	LR	N/A	
1980-1985 V8 – 5.7L (350 cu. in.), Diesel	3100039		3600006		1-1/2"	LF or RF	12 o'clock	
2005-2006 V8 – 6.0L LS2	3100109	3100127	3600082	3600119	28MM THD	LF	N/A	15
2008-2009 V8 – 6.0L	3100109	3100127	3600082	3600119	28MM THD	LF	N/A	15
2009 V8 – 6.2L	3100109	3100127	3600082	3600119	28MM THD	LF	N/A	15
1962-1970 V8 – 396, 409, 427 cu. in.	3100065		3600006		1-3/4"	RC or LF	3 or 12 o'clock	
1977-1989 V8 – 307,350, 403 cu. in. (Oldsmobile eng)	3100039		3600006		1-1/2"	RF	12 o'clock	
1970-1977 V8 – 454 cu. in.	3100065		3600006		1-3/4"	RC	6 o'clock	
1971-1981 V8 – 350 cu. in. (Buick engine)	3100039		3600006		1-1/2"	LF or RF	12 o'clock	
<b>PORSCHE</b>								
<b>AUTOMOTIVE</b>								
<b>6 Cylinder</b>								
1998-2011 H6 – 2.5, 2.7, 3.0, 3.2, 3.6, 3.8, 4.0L	See Dealer		N/A		N/A	N/A	N/A	
2012 V6 – 3.0L Hybrid	See Dealer		N/A		N/A	N/A	N/A	
2004-2007 V6 – 3.2L (Cayenne)	3100010		3600005		30 MM	CFF	10 o'clock	
2007-2010 V6 – 3.6L (Cayenne)	See Dealer		N/A		N/A	N/A	N/A	
2011-2017 V6 – 3.6L (Panamera, Cayenne)	See Dealer		N/A		N/A	N/A	N/A	
<b>8 Cylinder</b>								
2003-2006 V8 – 4.5L (Cayenne & Turbo)	See Dealer		N/A		N/A	RFF	N/A	
2007-2014 V8 – 4.8L (Cayenne & Panamera)	See Dealer		N/A		N/A	N/A	N/A	

Point Element - Please confirm element orientation. Improper position may result in heater or engine damage.  
Description of footnotes - See page 34

## FREEZE PLUG HEATER (UNLESS OTHERWISE NOTED)

MAKE, MODEL, YEAR, ENGINE	Heater Part No.		Repl. Cord Part No.		Bore Diameter	Installation Location	Element Position	Foot Notes*
	Std Kit	Lit Kit	Std Cord	Lit Cord				
<b>SAAB</b>								
<b>AUTOMOTIVE</b>								
4 Cylinder								
1975-1984 L4 – 2.0, 2.1L	3100056		3600006		1-5/8"	RR	3 o'clock	
1985-1993 L4 – 2.0, 2.1L	See Dealer		3600083		26 MM THD	N/A	N/A	
2003-2012 L4 – 2.0L, Turbo	See Dealer		N/A		Clamp-On	N/A	N/A	
2004-2005 H4 – 2.0L, Turbo (Subaru Engine)	3100008		3600003		36 MM THD	LF Bottom	N/A	
1990-2005 L4 – 2.3L (B234)	3100033		3600006		36 MM	LF	9 o'clock	
2004-2005 H4 – 2.5L (Subaru Engine)	3100008		3600003		36 MM THD	LF Bottom	N/A	
<b>6 Cylinder</b>								
1994-1995 V6 – 2.5L	See Dealer		N/A		N/A	N/A	N/A	
2006-2012 V6 – 2.8L, Turbo	See Dealer		N/A		N/A	N/A	N/A	
1999-2003 V6 – 3.0L	3100006	3100124	3600005	3600117	LF	N/A	N/A	
2005-2007 L6 – 4.2L, Conventional	3100109	3100127	3600082	3600119	28 MM THD	LF	N/A	15
<b>8 Cylinder</b>								
2005-2007 V8 – 5.3L, Conventional	3100109	3100127	3600082	3600119	28 MM THD	LR	N/A	15
<b>SATURN</b>								
<b>AUTOMOTIVE</b>								
4 Cylinder								
1991-2001 L4 – 1.9L	See Dealer		N/A		Clamp-On	N/A	N/A	
2004 L4 – 2.0L (Ecotec), Transverse	3400019		3600100		Clamp-On	RR	N/A	
2005-2006 L4 – 2.0L (Ecotec), Transverse	3400020		3600082		Clamp-On	RR	N/A	15
2007-2009 L4 – 2.0L (Ecotec, Turbo), Conventional	See Dealer		3600082		Clamp-On	N/A	N/A	
2000-2004 L4 – 2.2L (Ecotec), Transverse	3400019		3600100		Clamp-On	RR	N/A	
2005-2006 L4 – 2.2L (Ecotec), Transverse	3400020		3600082		Clamp-On	RR	N/A	15
2006-2009 L4 – 2.4L (Ecotec), Transverse	3400020		3600082		Clamp-On	RR	N/A	15
2006-2009 L4 – 2.4L (Ecotec), Conventional	3400020		3600082		Clamp-On	RF	N/A	15
<b>6 Cylinder</b>								
2000-2004 V6 – 3.0L	3100006	3100124	3600005	3600117	28MM THD	LF	N/A	
2005-2006 V6 – 3.0L	See Dealer		N/A		N/A	N/A	N/A	
2007-2009 V6 – 3.5L, Transverse	3100109	3100127	3600082	3600119	28 MM THD	LR	N/A	15
2007-2009 V6 – 3.6L, Transverse	3100110		3600082		Cartridge	LR	N/A	15
<b>LIGHT &amp; MEDIUM DUTY TRUCKS &amp; VANS</b>								
4 Cylinder								
2002-2004 L4 – 2.2L	3400019		3600100		Clamp-On	RR	N/A	
2005-2007 L4 – 2.2L	3400020		3600082		Clamp-On	RR	N/A	15
<b>6 Cylinder</b>								
2002-2004 V6 – 3.0L								
2005-2007 V6 – 3.0L	See Dealer		N/A		N/A	N/A	N/A	
2004-2007 V6 – 3.5L (Honda Engine)	3100006	3100124	3600005	3600117	28 MM THD	LF	N/A	
2005-2009 V6 – 3.5L	3100109	3100127	3600082	3600119	28 MM THD	LR	N/A	15
2007-2009 V6 – 3.6L, Transverse	3100110		3600082		Cartridge	LR	N/A	15
<b>SCION</b>								
<b>AUTOMOTIVE</b>								
4 Cylinder								
2004-2009 L4 – 1.5L (1NZ-FE)	3100129	3100123	3600083	3600119	Cartridge	LR	N/A	
2012-2017 H4 – 2.0L	See Dealer		N/A		36 MM THD	LF Bottom	N/A	
2004-2014 L4 – 2.4L	3100129	3100123	3600083	3600119	Cartridge	LR	N/A	
2011-2017 L4 – 2.5L (2AR-FE)	See Dealer		N/A		N/A	N/A	N/A	
<b>SMART</b>								
<b>AUTOMOTIVE</b>								
3 Cylinder								
2005-2007 L3 – Diesel (ForTwo)	See Dealer		N/A		N/A	N/A	N/A	
2008-2015 L3 – Gasoline (ForTwo)	See Dealer		N/A		N/A	N/A	N/A	

Point Element - Please confirm element orientation. Improper position may result in heater or engine damage.  
Description of footnotes - See page 34

FREEZE PLUG HEATER (UNLESS OTHERWISE NOTED)								
MAKE, MODEL, YEAR, ENGINE	Heater Part No.		Repl. Cord Part No.		Bore Diameter	Installation Location	Element Position	Foot Notes*
	Std Kit	Lit Kit	Std Cord	Lit Cord				
<b>SUBARU</b>								
<b>AUTOMOTIVE</b>								
1980-2012 – ALL H4 & H6	3100008		3600003		36 MM THD	LF Bottom	N/A	
2012-2017 H4 – 2.0L	See Dealer		N/A		36 MM THD	LF Bottom	N/A	
2008-2017 H6 – 3.6L	See Dealer		N/A		36 MM THD	N/A	N/A	
<b>SUZUKI</b>								
<b>AUTOMOTIVE</b>								
<b>3 Cylinder</b>								
1985-2000 L3 – 1.0L	3400002		3600002		Clamp-On	N/A	N/A	
<b>4 Cylinder</b>								
1985-1999 L4 – 1.3L	3400004		3600020		Clamp-On	N/A	N/A	
1989-2001 L4 – 1.6L	3400003		3600002		Clamp-On	N/A	N/A	
2005-2006 L4 – 1.6L (Swift)	See Dealer		N/A		N/A	N/A	N/A	
2011-2012 L4 – 1.6L (Swift)	See Dealer		N/A		N/A	N/A	N/A	
1998-2003 L4 – 1.8L	See Dealer		N/A		30 MM	LR	N/A	
1999-2003 L4 – 2.0L	See Dealer		N/A		30 MM	LR	N/A	
2003-2004 L4 – 2.0L (Aerio)	See Dealer		N/A		N/A	N/A	N/A	
2004-2005 L4 – 2.0L (Reno)	See Dealer		N/A		N/A	N/A	N/A	
2007-2012 L4 – 2.0L (SX4)	See Dealer		N/A		N/A	N/A	N/A	
2005-2007 L4 – 2.3L (Aerio)	See Dealer		N/A		N/A	N/A	N/A	
2009-2012 L4 – 2.4L (J24B) (Vitara, Kizashi)	See Dealer		N/A		N/A	N/A	N/A	
<b>6 Cylinder</b>								
2004-2006 L6 – 2.5L	See Dealer		N/A		N/A	N/A	N/A	
1999-2003 V6 – 2.5L	See Dealer		N/A		Clamp-On	LF	N/A	
2004 L6 – 2.5L	See Dealer		N/A		Clamp-On			
2001-2007 V6 – 2.7L	See Dealer		N/A		Clamp-On	LF	N/A	
2008-2009 V6 – 3.2L	3100110		3600082		Cartridge	LR	N/A	15
2007-2010 V6 – 3.6L (XL7)	3100110		3600082		Cartridge	LR	N/A	15
2011-2012 V6 – 4.0L (Equator)	See Dealer		N/A		N/A	N/A	N/A	
<b>TOYOTA</b>								
<b>AUTOMOTIVE</b>								
<b>4 Cylinder</b>								
1967-1980 L4 – 1.1L (K), 1.2L (3K, 3KC)	3100016		3600006		35 MM	LF	6 o'clock	
1981-1985 L4 – 1.3L (4KC, 4KE)	3100021		3600006		35 MM	LF	6 o'clock	
1980-1987 L4 – 1.5L (3A, 1AC, 3AC)	3100049		3600006		40 MM	LC	12 o'clock	
1988-1990 L4 – 1.5L (3E)	3100021		3600006		35 MM	LF	10-12 o'clock	
1990-1994 L4 – 1.5L (3EE)	3100019		3600006		35 MM	LF	12 o'clock	
1992-1999 L4 – 1.5L (5EFE)	3100011		3600004		30 MM	2ND RF	3 o'clock	
2000-2017 L4 – 1.5L (1NZ-FE)	3100129	3100123	3600083	3600119	Cartridge	LR	N/A	
2004-2009 L4 – 1.5L (1NZ-FXE) (Prius)	See Dealer		N/A		Cartridge	LR	N/A	
1983-1986 L4 – 1.6L (4AC), Conventional	3100049		3600006		40 MM	2ND LF	12 o'clock	
1985-1997 L4 – 1.6L (4AF, 4AFE), Transverse	3100049		3600006		40 MM	CF	12 o'clock	
1984-1987 L4 – 1.6L (4AC), Transverse	3100049		3600006		40 MM	2ND LF	12 o'clock	
1985-1988 L4 – 1.6L (4AGE), Conventional	3100021		3600006		35 MM	RC	9 or 12 o'clock	
1985-1989 L4 – 1.6L (4AGE) (Mid engine)	3100021		3600006		35 MM	RF	12 o'clock	
1988-1991 L4 – 1.6L (4AGE), Transverse	3100021		3600006		35 MM	LR	9 or 12 o'clock	
1971-1982 L4 – 1.6L (2TC), 1.8L (3TC)	3100075		3600004		35 MM	LF	9 o'clock	
1970-1978 L4 – 1.8L (8R, 8RC)	3100048		3600006		40 MM	LC	12 o'clock	
1966-1980 L4 – 1.8L (3R, 3RB, 3RC)	3100071		3600006		50 MM	LF	12 o'clock	
1993-1997 L4 – 1.8L (7AFE), Transverse	3100049		3600006		40 MM	CF	12 o'clock	
1998-2014 L4 – 1.8L (1ZZFE), Transverse	3100129	3100123	3600083	3600119	Cartridge	LR	N/A	

Point Element - Please confirm element orientation. Improper position may result in heater or engine damage.  
Description of footnotes - See page 34

## FREEZE PLUG HEATER (UNLESS OTHERWISE NOTED)

MAKE, MODEL, YEAR, ENGINE	Heater Part No.		Repl. Cord Part No.		Bore Diameter	Installation Location	Element Position	Foot Notes*
	Std Kit	Lit Kit	Std Cord	Lit Cord				
<b>TOYOTA – Continued</b>								
<b>AUTOMOTIVE</b>								
<b>4 Cylinder</b>								
2010-2014 L4 – 1.8L (2ZR-FXE) (Prius)	See Dealer		N/A		Cartridge	LR	N/A	
1994-2002 V8 – 7.3L (T444E)	3100129	3100123	3600083	3600119	Cartridge	LR	N/A	
1972-1974 L4 – 2.0L (18RC)	3100049		3600006		40 MM	RR	12 o'clock	
1987-1991 L4 – 2.0L (3SFE)	3100098	3100122	3600006	3600116	35 MM	2ND RR	9 o'clock	
1986-1989 L4 – 2.0L (3SGE)	3100019		3600006		35 MM	2ND RR	9 or 12 o'clock	
1983-1986 L4 – 2.0L (2SE,2SGE)	3100049		3600006		40 MM	2ND LF	12 o'clock	
1975-1980 L4 – 2.2L (20R)	3100049		3600006		40 MM	RF	6 o'clock	
1991-1993 L4 – 2.2L (5SFE) MR2	3100021		3600006		35 MM	2ND LR	9 o'clock	
1990-1995 L4 – 2.2L (5SFE) (Celica)	3100049		3600006		40 MM	2ND LF	12 o'clock	
1990-2001 L4 – 2.2L (5SFE), Transverse	3100049		3600006		40 MM	2ND LF	12 o'clock	
1990-1993 L4 – 2.2L (5SFE) (Mid engine)	3100049		3600006		40 MM	2ND LR	12 o'clock	
1981-1985 L4 – 2.4L (22R, 22RE)	3100049		3600006		40 MM	RF	10 o'clock	
2002-2008 L4 – 2.4L (2AZ-FE)	3100129	3100123	3600083	3600119	Cartridge	LR	N/A	
2009-2017 L4 – 2.5L (2AR-FE)	See Dealer		N/A		Cartridge	LR	N/A	
<b>6 Cylinder</b>								
1989-1991 V6 – 2.5L (2VZFE)	3100019		3600006		35 MM	CF	6 o'clock	
1992-1996 V6 – 3.0L (3VZFE)	3100021		3600006		35 MM	LF	3 o'clock	
1994-2006 V6 – 3.0L (1MZ-FE)	3100029		3600006		35 MM	RF	3 o'clock	
1966-1971 L6 – 2.2L (2M)	3100048		3600006		40 MM	LF	12 o'clock	
1971-1979 L6 – 2.6L (4M)	3100049		3600006		40 MM	RR	5 o'clock	
1979-1988 L6 – 2.6L (4ME), 2.8L (5ME, 5MGE)	3100049		3600006		40 MM	RF	10 o'clock	
1986-1995 L6 – 2.8L (5MGE)	3100049		3600006		40 MM	LF	10-12 o'clock	
1986-1995 L6 – 3.0L (7MGE)	3100049		3600006		40 MM	LF	10-12 o'clock	
2004-2006 V6 – 3.3L	3100029		3600006		35 MM	RF	3 o'clock	
2005-2017 V6 – 3.5L (2GR-FE)	See Dealer		N/A		Cartridge	LF	N/A	
<b>LIGHT &amp; MEDIUM DUTY TRUCKS &amp; VANS</b>								
<b>4 Cylinder</b>								
1981-1987 L4 – 1.8L (L), 2.2L (2L,2LT), Diesel	3100024		3600006		35 MM	LR	12 o'clock	1
1996-2000 L4 – 2.0L (3SFE) (RAV4)	3100098	3100122	3600006	3600116	35 MM	2ND RR	9 o'clock	
2001-2005 L4 – 2.0L (RAV4)	3100129	3100123	3600083	3600119	Cartridge	LR	N/A	
1984-1989 L4 – 2.0L (3YE), 2.2L (4YE)	3100049		3600006		40 MM	RR	12 o'clock	
1972-1974 L4 – 2.0L (18RC)	3100049		3600006		40 MM	RF	6 o'clock	
1975-1980 L4 – 2.2L (20R)	3100049		3600006		40 MM	RF	6 o'clock	
1981-1998 L4 – 2.4L (22R, 22RE, 22RTE)	3100049		3600006		40 MM	RF	10 o'clock	
1991-1997 L4 – 2.4L (2TZ-FE) (Previa)	3100022		3600006		35 MM	BOTTOM RF	9 o'clock	
2001-2013 L4 – 2.4L	3100129	3100123	3600083	3600119	Cartridge	LR	N/A	
1994-2017 L4 – 2.7L	See Dealer		N/A		N/A	N/A	N/A	
2009-2017 L4 – 2.7L (1AR-FE), Transverse	See Dealer		N/A		N/A	N/A	N/A	
1981-1987 L4 – 3.4L (3B), Diesel	3100021		3600006		35 MM	LR	11 or 12 o'clock	
<b>6 Cylinder</b>								
1988-1998 V6 – 3.0L (3VZE)	3100098	3100122	3600006	3600116	35 MM	LF or 2ND LF	3 o'clock	
1998-2003 V6 – 3.0L (1MZ-FE)	3100029		3600006		35 MM	RF	3 o'clock	
2004-2006 V6 – 3.3L (2MZFE)	3100029		3600006		35 MM	RF	3 o'clock	
1997-2003 V6 – 3.4L (5VZ-FE)	See Dealer		N/A		N/A	N/A	N/A	
2003-2017 V6 – 4.0L (1GR-FE)	3100129	3100123	3600083	3600119	Cartridge	LR	N/A	
1985-1987 L6 – 3.9L (2H), Diesel	3100021		3600006		35 MM	RR	3 or 5 o'clock	

Point Element - Please confirm element orientation. Improper position may result in heater or engine damage.  
Description of footnotes - See page 34

FREEZE PLUG HEATER (UNLESS OTHERWISE NOTED)								
MAKE, MODEL, YEAR, ENGINE	Heater Part No.		Repl. Cord Part No.		Bore Diameter	Installation Location	Element Position	Foot Notes*
	Std Kit	Lit Kit	Std Cord	Lit Cord				
<b>TOYOTA – Continued</b>								
<b>LIGHT &amp; MEDIUM DUTY TRUCKS &amp; VANS</b>								
<b>8 Cylinder</b>								
2010-2017 V8 – 4.6L	See Dealer		N/A		N/A	N/A	N/A	
1998-2009 V8 – 4.7L (2UZ-FE)	See Dealer		N/A		35 MM	2ND RF	N/A	
2007-2017 V8 – 5.7L (3UR-FE)	3100129	3100123	3600083	3600119	Cartridge	LR	N/A	
<b>VOLKSWAGEN</b>								
<b>AUTOMOTIVE</b>								
<b>4 Cylinder</b>								
1962-1976 L4 – ALL Air Cooled, except 411, 412	See Dealer		N/A		N/A	N/A	N/A	
1971-1976 L4 – 411, 412	See Dealer		N/A		N/A	N/A	N/A	
1974-1994 L4 – 1.5L, 1.6 & 1.7L Gas/Diesel (Conv)	3100034		3600016		36.5 MM	2ND RF	6 o'clock	2
1974-1994 L4 – 1.5L, 1.6, & 1.7L Gas/Diesel (Trans)	3100034		3600016		36.5 MM	CR or RR	6 o'clock	2
1987-1995 L4 – 1.8L, Conventional	3100034		3600016		36.5 MM	RF	12 o'clock	2
1983-1997 L4 – 1.8L, Transverse	3100034		3600016		36.5 MM	CR or RR	12 o'clock	2
1998-2005 L4 – 1.8L, Turbo	See Dealer		N/A		N/A	N/A	N/A	
1993-1997 L4 – 1.9L, Turbo, Diesel	3100034		3600016		36.5 MM	LR or CR	6 o'clock	2
1998-1999 L4 – 1.9L, Turbo, Diesel (Direct Injection)	3100034		3600016		36.5 MM	LR	N/A	2
2000-2005 L4 – 1.9L, Turbo Diesel (Direct Injection)	See Dealer		N/A		N/A	N/A	N/A	
1991-1999 L4 – 2.0L, Transverse	3100034		3600016		36.5 MM	CR or RR	6 o'clock	2
1998-2005 L4 – 2.0L (Beetle)	See Dealer		N/A		N/A	N/A	N/A	
2000-2015 L4 – 2.0L	See Dealer		N/A		N/A	N/A	N/A	
2004-2006 L4 – 2.0L, Diesel (Direct Injection)	See Dealer		N/A		N/A	N/A	N/A	
2009-2015 L4 – 2.0L, Diesel	See Dealer		N/A		N/A	N/A	N/A	
2006-2015 L4 – 2.0L, Turbo FSI & TSI	See Dealer		N/A		N/A	N/A	N/A	
<b>5 Cylinder</b>								
1987-1995 L5 – 2.2, 2.3L	3100035		3600016		36.5 MM	RF or 2ND RF	3 o'clock	
2005-2014 L5 – 2.5L	See Dealer		N/A		N/A	N/A	N/A	
<b>6 Cylinder</b>								
1993-2002 VR6 – 2.8L, Transverse	See Dealer		N/A		N/A	N/A	N/A	
2003-2004 VR6 24V – 2.8L, Transverse	See Dealer		N/A		N/A	N/A	N/A	
2004 VR6 24V – 3.2L, Transverse	See Dealer		N/A		N/A	N/A	N/A	
2008 VR6 24V – 3.2L, Transverse	See Dealer		N/A		N/A	N/A	N/A	
1998-2004 V6 – 2.8L, Conventional	See Dealer		N/A		N/A	N/A	N/A	
2006-2015 VR6 – 3.6L, Transverse	See Dealer		N/A		N/A	N/A	N/A	
<b>8 Cylinder</b>								
2003-2004 W8 – 4.0L	See Dealer		N/A		N/A	N/A	N/A	
2004-2006 V8 – 4.2L	See Dealer		N/A		N/A	N/A	N/A	
<b>12 Cylinder</b>								
2004-2006 W12 – 6.0L	See Dealer		N/A		N/A	N/A	N/A	
<b>LIGHT &amp; MEDIUM DUTY TRUCKS &amp; VANS</b>								
<b>4 Cylinder</b>								
2009-2014 L4 – 2.0L, Turbo TSI	See Dealer		N/A		N/A	N/A	N/A	
<b>5 Cylinder</b>								
1992-1995 L5 – 2.5L	See Dealer		N/A		N/A	N/A	N/A	
<b>6 Cylinder</b>								
2002-2003 VR6 24V – 2.8L, Transverse	See Dealer		N/A		N/A	N/A	N/A	
2010-2015 V6 – 3.0L, Diesel	See Dealer		N/A		N/A	N/A	N/A	
2003-2007 VR6 – 3.2L, Conventional	3100010				30 MM	CFF	10 o'clock	
2007-2014 VR6 – 3.6L, Conventional	See Dealer		N/A		N/A	N/A	N/A	
2009 V6 – 3.8L, Transverse	See Dealer		N/A		N/A	N/A	N/A	
2009 V6 – 4.0L, Transverse	See Dealer		N/A		N/A	N/A	N/A	

Point Element - Please confirm element orientation. Improper position may result in heater or engine damage.  
Description of footnotes - See page 34

## FREEZE PLUG HEATER (UNLESS OTHERWISE NOTED)

MAKE, MODEL, YEAR, ENGINE	Heater Part No.		Repl. Cord Part No.		Bore Diameter	Installation Location	Element Position	Foot Notes*
	Std Kit	Lit Kit	Std Cord	Lit Cord				
<b>VOLKSWAGEN – Continued</b>								
<b>LIGHT &amp; MEDIUM DUTY TRUCKS &amp; VANS</b>								
<b>8 Cylinder</b>								
2003-2010 V8 – 4.2L	See Dealer		N/A		N/A	N/A	N/A	
<b>10 Cylinder</b>								
2004-2008 V10 – 5.0L, Diesel	See Dealer		N/A		N/A	N/A	N/A	
<b>VOLVO</b>								
<b>AUTOMOTIVE</b>								
<b>4 Cylinder</b>								
2000-2003 L4 – 1.9L	See Dealer		N/A		N/A	N/A	N/A	
1985-1991 L4 – 2.3L (B230)*	3100047		3600006		40 MM	RF	9 o'clock	14
1991-1996 L4 – 2.3L (B230)	3100052		3600006		40 MM	RF	9 o'clock	14
1989-1990 L4 – 2.3L (B234)	3100052		3600006		40 MM	RF	9 o'clock	
1962-1979 L4 – 1.8L, 2.0L	3100064		3600006		1-3/4"	RR	3 o'clock	
1976-1984 L4 – 2.1L, 2.3L (B21,B23)	3100064		3600006		1-3/4"	RR	9 o'clock	
<b>5 Cylinder</b>								
1993-2006 L5 – 2.3L, Transverse	See Dealer		N/A		N/A	N/A	N/A	
1993-2011 L5 – 2.4L, Transverse	See Dealer		N/A		N/A	N/A	N/A	
2003-2017 L5 – 2.5L, Transverse	See Dealer		N/A		N/A	N/A	N/A	
2006-2017 L5 – 2.5L, Turbo, Transverse	See Dealer		N/A		N/A	N/A	N/A	
<b>6 Cylinder</b>								
1976-1990 V6 – 2.7L, 2.8L	3100031		3600006		36 MM	RRF IN HEAD	9 o'clock	
1980-1986 L6 – 2.4L, Diesel	3100034		3600016		36.5 MM	RC	6 o'clock	
1969-1979 L6 – 3.0L	3100064		3600006		1-3/4"	RR	9 o'clock	
1992-1998 L6 – 3.0L Turbo, Transverse	See Dealer		N/A		N/A	N/A	N/A	
1999-2006 L6 – 2.9L, (Transverse, inc, Turbo)	See Dealer		N/A		N/A	N/A	N/A	
2008-2017 L6 – 3.0L, Turbo, Transverse	See Dealer		N/A		N/A	N/A	N/A	
2007-2015 L6 – 3.2L, Transverse	See Dealer		N/A		N/A	N/A	N/A	
<b>8 Cylinder</b>								
2006-2011 V8 – 4.4L, Transverse	3100002	3100121	3600001	3600118	3/4" NPT	LR	N/A	

## FOOTNOTES

Footnote #	Application Information
1	Remove and replace starter
2	Pull or pry out core plug
3	Replacement heater only. May require lower coolant return line (steel tube purchase from GM)
4	Remove and replace alternator
5	Installation by certified mechanic recommended
6	On some models, the air pump has to be loosened
7	Remove right front wheel and splash guard
8	Lower Radiator Hose Heater: 1970 & Prior 1-3/4", 1971 & Later 1-1/2"
9	Lower Radiator Hose Heater: 1970 & Prior 1-3/4", 1971-1993 1-1/2"
10	Install in hose rise closet to water pump
11	Lower Radiator Hose Heater: 1977-1982 1-1/4", 1983-1985 1-1/2"
12	Lower Radiator Hose Heater: 1993 & prior
13	If LR is a 40mm core hole, install heater in 2NDLR
14	Core Hole Type: 1985-1991 Stepped, 1991-1996 Standard (Confirm with dealer)
15	Kit contains a thermostatically controlled cord required for compatibility with the OBD 11 system in these vehicles
16	May Require: Mounting Elbow 14075-AM700, Gasket 11065-AM700, and Bolts A1005H8 (Available from Nissan Infinity)
17	Heater location is behind the exhaust manifold

Point Element - Please confirm element orientation. Improper position may result in heater or engine damage.  
Description of footnotes - See page 34

# AGRICULTURAL, HEAVY DUTY, OFF ROAD & INDUSTRIAL APPLICATION



## SECTION DESCRIPTIONS

Manufacturer

**MACK**

**E6 (672 CID 6 cyl.)**

(Engines with smooth bore freeze plug. Example: EM6300, E6350, EM6237)

Part No.	Watt	Volt	Diameter	Type
8609748	1500	120	1-3/4"	Freeze Plug
8609772	1500	<b>240</b>	1-3/4"	Freeze Plug



**Installation Information:** Replaces 1-3/4" freeze plug on side of engine.

**Available Service Parts:** O-ring and clamping device kit (3500003)

Installation Information. See chart below for mounting location information.

Part Number, Heater Wattage, Heater Voltage, Bore Diameter (if applicable), Heater Type. "Plate" indicates mounting plate installation.

Additional engine information, selection criteria

Engine Model and/or size, plus any descriptions

Typical applications for engine:

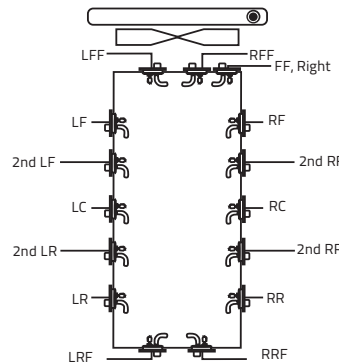

Agricultural Use 

Industrial Use 

Heavy Duty Truck Use 

## INSTALLATION LOCATION

Heater installation locations are as viewed from flywheel end of engine.



- CF ..... Center Front
- CR ..... Center Rear
- F ..... Front
- FF ..... Front Face of Block
- LC ..... Left Center
- LF ..... Left Front
- 2ND LF ..... 2ND from Left, Front
- LFF ..... Front Face, Left Cylinder
- LLC ..... Left Side, Lower Center
- LR ..... Left Rear
- 2ND LR ..... 2ND from Left, Rear
- LS ..... Left Side
- R ..... Rear
- RC ..... Right Center
- Rear ..... Rear Face or Side
- RF ..... Right Front
- 2ND RF ..... 2ND from Right Front
- RFF ..... Front Face, Right Cylinder Head
- RR ..... Right Rear
- RS ..... Right Side
- 2ND RR ..... 2ND Core Plug from the Right Rear

**Note:** Heaters in this section ship with the appropriate standard 6 ft. cord.

Agricultural, Heavy Duty, Off Road & Industrial Applications

# UTILISATION AGRICOLE, POIDS LOURD & INDUSTRIEL



## DESCRIPTION DES SECTIONS

Manufacturier

**MACK**

**E6 (672 CID 6 cyl.)**

(Moteurs avec bouchon expansible à alésage lisse. Exemple: EM6300, E6350, EM6237)



Numero de pièce	Watt	Volt	Diamètre	Type
8608748	1500	120	1-3/4"	Bouchon expansible
8609772	150	240	1-3/4"	Bouchon expansible



### Consignes d'installation :

Remplace le bouchon expansible 1-3/4" sur le côté du moteur.

Pièces disponibles : ensemble de joints toriques et dispositif de serrage (3500003)

Consignes d'installation : voir le schéma ci-dessous pour information sur l'emplacement du montage.

No Pièce: puissance et tension du chauffe-moteur, diamètre de l'alésage (si applicable), type de chauffe-moteur, "Plaque" indique installation avec plaque de montage.

Critères de sélection additionnels en fonction du moteur.

Modèle et/ou grandeur du moteur, plus toutes autres descriptions.

Application d'usage pour un moteur

Usage agricole



Usage industriel



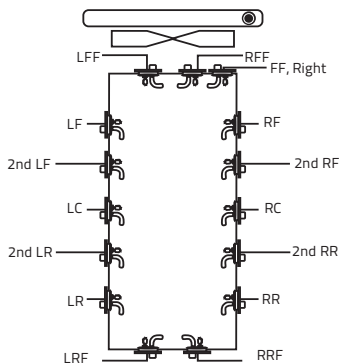
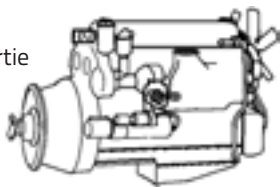
Usage pour camions lourd



## EMPLACEMENT POUR L'INSTALLATION

Emplacements d'installation du chauffe-moteur sont montrés à partir de l'extrémité du volant d'inertie et du moteur

Volant d'inertie



- CF ..... Centre avant
- CR ..... Centre arrière
- F ..... Avant
- FF ..... Face avant du bloc moteur
- LC ..... Centre gauche
- LF ..... Avant gauche
- 2ND LF ..... 2e avant gauche
- LFF ..... Face avant, gauche du cylindre
- LLC ..... Face gauche, bas du centre
- LR ..... Arrière gauche
- 2ND LR ..... 2e Arrière gauche
- LS ..... Côté gauche
- R ..... Arrière
- RC ..... Centre droit
- Rear ..... Face arrière ou côté
- RF ..... Avant droit
- 2ND RF ..... 2e de l'avant droit
- RFF ..... Face avant, culasse de cylindre droit
- RR ..... Arrière droite
- RS ..... Côté droit
- 2ND RR ..... 2e bouchon expansible à partir de l'arrière droite

**Remarque :** Les chauffes-moteurs dans cette section sont expédiés avec le cordon standard de 6 pi. approprié.



**ALLIS CHALMERS**

**170 Diesel**

Part No.	Watt	Volt	Diameter	Type	Repl. Cord
3100013	600	120	1-1/4"	Freeze Plug	3600022



**Installation Information:** Install in Left, 2ND from Rear. Point element UP/DOWN.

**180, 185, 200, 7000, 7010, 7020**

(649, 649T, 2800, 2900 engines)

Part No.	Watt	Volt	Diameter	Type	Repl. Cord
3500014	1000	120	Plate	Immersion	3600024



**Installation Information:** Install in Right Rear (RR). Point element forward.

**7030, 7040, 7045, 7050, 7060, 7080, 7580**

(D21, 210, 220, 3500 & 3700, 670T & 670I engines)

Part No.	Watt	Volt	Diameter	Type	Repl. Cord
3500013	1500	120	1" NPT	Immersion	3600008



**Installation Information:** Install in Right Rear (RR).

**W, WC, WD, WF, WR, WD-45**

Part No.	Watt	Volt	Diameter	Type	Repl. Cord
3200003	600	120	1-1/2"	LRHH	3600047



**Installation Information:** Lower Radiator Hose Heater (see page 84). Circulation heater is acceptable alternative.

**XP-170, XP190**

Part No.	Watt	Volt	Diameter	Type	Repl. Cord
3200004	600	120	1-3/4"	LRHH	3600047



**Installation Information:** Lower Radiator Hose Heater. Circulation heater is acceptable alternative.

**XP180, XP210, XP220**

Part No.	Watt	Volt	Diameter	Type	Repl. Cord
3200005	600	120	2"	LRHH	3600047



**Installation Information:** Lower Radiator Hose Heater. Circulation heater is acceptable alternative.

**BELARUS**

**500, 800, 900 Series**

Part No.	Watt	Volt	Diameter	Type	Repl. Cord
3100093	400	120	3/4" NPT	Immersion	3600003



**Installation Information:** Install in Right Front (RF). Use 1" x 3/4" bushing.

**BOLENS**

**5117H (Mitsubishi L3A)**

Part No.	Watt	Volt	Diameter	Type	Repl. Cord
3100049	400	120	40mm	Freeze Plug	3600006



**Installation Information:** Install in Left Rear (LR). Point element 9 o'clock.

**G2102, 2104, 2702, 2704**

Part No.	Watt	Volt	Diameter	Type	Repl. Cord
3100067	400	120	1-3/4"	Freeze Plug	3600006



**Installation Information:** Install in Left Center (LC). Point element UP.

**BOLENS – CONTINUED**

**TS1910, TS3420 (2 cyl.)**

Part No.	Watt	Volt	Diameter	Type	Repl. Cord
3100067	400	120	1-3/4"	Freeze Plug	3600006



Installation Information: Install in Left Side (LS). Point element DOWN.

**TX1502, TX1504, TX1704**

Part No.	Watt	Volt	Diameter	Type	Repl. Cord
3100067	400	120	1-3/4"	Freeze Plug	3600006



Installation Information: Install in Right Side (RS). Point element UP.

**DAVID BROWN**

**All 900, 995, 1200, 1212**

Part No.	Watt	Volt	Diameter	Type	Repl. Cord
3100066	400	120	1-3/4"	Freeze Plug	3600006



Installation Information: Install in Left Center (LC). Point element 12 o'clock.

**CASE IH / JI CASE / CASE NEW HOLLAND**

**336, 401, 451, 504 CID, 1470TK, W2A (504 CID) (4 & 6 cyl)**

Part No.	Watt	Volt	Diameter	Type	Repl. Cord
3500024	1000	120	2"	Freeze Plug	3600008



Installation Information: Install in Right Rear (RR). Point element DOWN.

**390 (4 cyl. 3.9L), 590 (6 cyl. 5.9L)**

Part No.	Watt	Volt	Diameter	Type	Repl. Cord
3500030	750	120	58mm	Freeze Plug	3600008
8601666	750	240	58mm	Freeze Plug	8608377



Installation Information: Installs in Right Side (RS). Point element DOWN. Circulation heater is acceptable alternative.

**430, 730, 830 (188D, 251G, 267D, 284D, 310D)**

Part No.	Watt	Volt	Diameter	Type	Repl. Cord
3500026	400	120	3/8"NPT	Immersion	N/A



Installation Information: Install in Left Side (LS). Circulation Heater or #3200005 Lower Radiator Hose Heater are acceptable alternatives.

**675 (6 cyl.) 675TWV, TV140**

Part No.	Watt	Volt	Diameter	Type	Repl. Cord
3100112	750	120	1-1/2"	Freeze Plug	3600023



Installation Information: 2ND core hole from rear right side.

**830 (6 cyl.)**

Part No.	Watt	Volt	Diameter	Type	Repl. Cord
8601860	1000	120	58mm	Freeze Plug	3600008
8601852	1000	240	58mm	Freeze Plug	8608377



Installation Information: Install in Right Rear (RR). Point element 4 o'clock. Circulation heater is acceptable alternative.

Agricultural, Heavy Duty, Off Road & Industrial Applications

**CASE IH / JI CASE / CASE NEW HOLLAND – CONTINUED**

**930 (6 cyl.) 377G, 401D**

Part No.	Watt	Volt	Diameter	Type	Repl. Cord
3500026	400	120	3/8" NPT	Immersion	N/A

**Installation Information:** Install in Left Side (LS). Two heaters are required. Circulation heater is acceptable alternative.



**B10**

Part No.	Watt	Volt	Diameter	Type	Repl. Cord
3500149	1000	120	42mm THD	Immersion	3600008

**Installation Information:** Replace 42mm pipe plug. **Available Service Parts:** Hex Nut (8602999), Element Gasket (8603650)



**Case Maxxum (4 & 6 cyl.) New Holland T6000 Series**

Part No.	Watt	Volt	Diameter	Type	Repl. Cord
3500154	750	120	58MM 2 Bolt Flange	Immersion	3600008

**Installation Information:** Install Right side (RS) of engine.



**Cursor Engine**

Part No.	Watt	Volt	Diameter	Type	Repl. Cord
3500150	1000	120	42MM THD	Immersion	3600008

**Installation Information:** Replace 42mm pipe plug.

**Available Service Parts:** Hex Nut (8602999), Element Gasket (8603650)



**CATERPILLAR**

**1100 Series, 3100 Series**

Part No.	Watt	Volt	Diameter	Type	Repl. Cord
8601518	1000	120	1-3/4"	Freeze Plug	3600008
8601577	1500	120	1-3/4"	Freeze Plug	3600008

**Installation Information:** Replaces freeze plug.

**Available Service Parts:** Hex Nut (8602999), Element Gasket (8603650).



**1404 (163 CID)**

Part No.	Watt	Volt	Diameter	Type	Repl. Cord
3100088	400	120	2.125"	Freeze Plug	3600006

**Installation Information:** Install in Left Center (LC) or Left Rear (LR). Point element 12 o'clock.



**1670 (350 CID), G/D 333 (525/638 CID), 1693, 1674 (638 CID)**

*Use Circulation Heater.*



**1693 & D343 (893 CID)**

Part No.	Watt	Volt	Diameter	Type	Repl. Cord
8601909	1500	120	Plate	Immersion	3600008

**Installation Information:** Replaces water jacket access plate on side of engine.

**Available Service Parts:** Hex Nut (8602999), Element Gasket (8603650).



**Agricultural, Heavy Duty, Off Road  
& Industrial Applications**

CATERPILLAR – CONTINUED

1693T & 1693TA (893 CID)

Part No.	Watt	Volt	Diameter	Type	Repl. Cord
8601976	1500	120	Plate	Immersion	3600008



**Installation Information:** Replaces water jacket access plate on side of engine.

**Available Service Parts:** Hex Nut (8602999), Element Gasket (8603650).

3003 (3 cyl.)

Part No.	Watt	Volt	Diameter	Type	Repl. Cord
3100016	400	120	35mm	Freeze Plug	3600006



**Installation Information:** Install in Left Front (LF). Point element 6 o'clock.

3013 (3 cyl.), 3024, 3014 (4 cyl.)

Part No.	Watt	Volt	Diameter	Type	Repl. Cord
3100049	400	120	40mm	Freeze Plug	3600006



**Installation Information:** Install in Left Front (LF). Point element 6 o'clock.

3034 (4 cyl.)

Part No.	Watt	Volt	Diameter	Type	Repl. Cord
3100101	400	120	50mm	Freeze Plug	3600006



**Installation Information:** Install in back of head. Point element 4 o'clock.

3046 (5L)

Part No.	Watt	Volt	Diameter	Type	Repl. Cord
3100078	400	120	35mm	Freeze Plug	3600006



**Installation Information:** Install 2ND Left Rear (2ND LR). Point element 6 o'clock.

3054, 3056

Part No.	Watt	Volt	Diameter	Type	Repl. Cord
3100045	600	120	1-1/2"	Freeze Plug	3600007



**Installation Information:** Install in 1-1/2" core hole on Right Side (RS) of engine, between #1 and #2 cylinders, behind exhaust manifold.

3054C, 3054E, C4.4 (2004-2006)

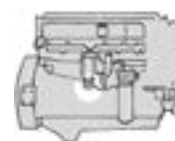
Part No.	Watt	Volt	Diameter	Type	Repl. Cord
3500084	750	120	1-1/4"	Freeze Plug	3600008



**Installation Information:** Install Right Rear (RR), Point element 3 o'clock.

3114 (4.4L), 3116 (6.6L), 3126 (7.2L), 3126B (7.2L), C7 (7.2L, all years prior to 2004), C7 ACERT (2004-2007), CFE (Caterpillar/Freightliner Engine)

Part No.	Watt	Volt	Diameter	Type	Repl. Cord
3500015	1000	120	44mm	Freeze Plug	3600048
3500016	1000	240	44mm	Freeze Plug	N/A
3500081	1500	120	44mm	Freeze Plug	3600048



**Installation Information:** Replaces core plug on center of Right Side. Heater kit includes special high temperature cordset. Engine may also accept oil pan heater 3500006 (3116 only). See threaded immersion heater page for specifications.

**CATERPILLAR – CONTINUED**

**3150, 3160 (636 C.I.D.)**

Part No.	Watt	Volt	Diameter	Type	Repl. Cord
8602816	600	120	44mm	Freeze Plug	3600008



**Installation Information:** **3150:** Replaces rear freeze plug on right side of engine (requires one heater)  
**3160:** Replaces center freeze plug on side of engine (requires two heaters)

**Available Service Parts:** Hex nut (8602999), Element gasket (8603650)



**3176 (10.2L)**

Part No.	Watt	Volt	Diameter	Type	Repl. Cord
8601267	1500	120	3/4" NPT	Immersion	3600008
8601259	1500	240	3/4" NPT	Immersion	8608377



**Installation Instructions:** Replaces 3/4" pipe plug on Right Rear Side of engine. Special high temperature cordset included in kit. Engine may also accept Oil Pan Heaters 8609683, 8609659, or 8609713 (requires 1" x 1/2" bushing to reduce port size). See threaded immersion heater page for specifications.



**3196**

Part No.	Watt	Volt	Diameter	Type	Repl. Cord
3500013	1500	120	1" NPT	Immersion	3600008
3500031	1500	240	1" NPT	Immersion	8608377



**Installation Information:** Replaces 1" NPT plug in rear of oil cooler. Engine may also accept the following oil pan heaters: 8609683, 8609659, 8609713 (requires 1" x 1/2" bushing to reduce port size). See page 83 for oil pan heater specifications.



**3204, 3208 (636 CID)**

Part No.	Watt	Volt	Diameter	Type	Repl. Cord
8602816	600	120	44mm	Freeze Plug	3600008



**Installation Information:** **3204:** Replaces Rear freeze plug on Right Side of engine (requires one heater). **3208:** Replaces center freeze plug on side of engine (requires two heaters).

**Available Service Parts:** Hex Nut (8602999), Element Gasket (8603650).



**3208 (636 CID) Swivel style heater**

Part No.	Watt	Volt	Diameter	Type	Repl. Cord
8602549	1000	120	3/4" NPT	Immersion	3600008
8602514	1000	240	3/4" NPT	Immersion	8608377
8602611	1500	120	3/4" NPT	Immersion	3600008
8602573	1500	240	3/4" NPT	Immersion	8608377



**Installation Information:** Replaces 3/4" pipe plug on Front of engine.




**3304 (with oil cooler), 3306 (638 CID)**

Part No.	Watt	Volt	Diameter	Type	Repl. Cord
3500043	1000	120	3/4" NPT	Immersion	3600008
8600988	1000	240	3/4" NPT	Immersion	8608377
8601011	1500	120	3/4" NPT	Immersion	3600008
8601054	1500	240	3/4" NPT	Immersion	8608377



**Installation Information:** Replaces 3/4" pipe plug at Rear of oil cooler on Left Side of engine.



Agricultural, Heavy Duty, Off Road & Industrial Applications

**3406** (Except 1998 models), **3406** (with BrakeSaver-through 1993 models), **3406E**  
 Not for use with 1998 3406E or 15.8L 600 hp engine.



Part No.	Watt	Volt	Diameter	Type	Repl. Cord
8600090	1000	120	1" NPT	Immersion	3600008
8600120	1000	<b>240</b>	1" NPT	Immersion	8608377
8605556	1500	120	1" NPT	Immersion	3600008
8600260	1500	<b>240</b>	1" NPT	Immersion	8608377
8605580	2000	120	1" NPT	Immersion	8608652



**Installation Information:** Without BrakeSaver: Replaces 1" pipe plug in oil cooler rear bonnet (pictured). **With BrakeSaver:** Install in front bonnet.

**3406** (With BrakeSaver-1994 & newer)  
 Not for use with 1998 3406E or 15.8L 600 hp models.



Part No.	Watt	Volt	Diameter	Type	Repl. Cord
3500013	1500	120	1" NPT	Immersion	3600008



**Installation Information:** Replaces 1" pipe plug in oil cooler, front bonnet.

**3406E** (1998 models only), **3456, 15.8L** (600 hp)



Part No.	Watt	Volt	Diameter	Type	Repl. Cord
3500033	1500	120	1" NPT	Immersion	3600048
3500034	1500	120	1" NPT	HTR-Only	N/A

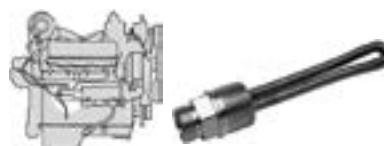


**Installation Information:** Installs in oil cooler rear bonnet. Not interchangeable with 8605556 for this application due to unique 1998 engine design.

**3408** (1099 CID)



Part No.	Watt	Volt	Diameter	Type	Repl. Cord
8600090	1000	120	1" NPT	Immersion	3600008
8600120	1000	<b>240</b>	1" NPT	Immersion	8608377
8605556	1500	120	1" NPT	Immersion	3600008
8600260	1500	<b>240</b>	1" NPT	Immersion	8608377



**Installation Information:** Replaces 1" pipe plug behind oil cooler on Right cylinder bank.

**3412** (12 cyl.)



(See Circulation Heater Section pages 87-90)

**C3.3B, C3.8**

Part No.	Watt	Volt	Diameter	Type	Repl. Cord
3500120	400	120	1" NPT	Immersion	3600110



**Installation Information:** C3.3B – Left Front (LF), C3.8 – Right Rear (RR).

**C3.4, C3.4B**

Part No.	Watt	Volt	Diameter	Type	Repl. Cord
3100117	600	120	40mm	Freeze Plug	3600006



**Installation Information:** Right Front (RF).

**C4.4**

Part No.	Watt	Volt	Diameter	Type	Repl. Cord
3500084	750	120	1-1/4"	Freeze Plug	3600008



**Installation Information:** Only use 3500084 when replacing existing freeze plug. 3500145 is recommended for all new installations. Install 3500145 Left Center (LC). Install 3500084 Right Rear (RR) or Right Front (RF) with element at 3 o'clock.

**C4.4 ACERT Tier 4**

Part No.	Watt	Volt	Diameter	Type	Repl. Cord
3500145	600	120	3/4" NPT	Immersion	3600100
3500148	600	<b>240</b>	3/4" NPT	Immersion	8608377



Installation Information: Left Center (LC).

**C6.6 (2006 & Newer)**

Part No.	Watt	Volt	Diameter	Type	Repl. Cord
3500087	1000	120	1-1/4"	Freeze Plug	3600008



Installation Information: Install in Right Rear (RR).

**C9, C15, C16**

Part No.	Watt	Volt	Diameter	Type	Repl. Cord
8600090	1000	120	1" NPT	Immersion	3600008
8600120	1000	<b>240</b>	1" NPT	Immersion	8608377
8605556	1500	120	1" NPT	Immersion	3600008
8600260	1500	<b>240</b>	1" NPT	Immersion	8608377



Installation Information: Install in oil cooler rear bonnet.

**C9 ACERT, C15 ACERT, C16 ACERT (2004-2006)**

Part No.	Watt	Volt	Diameter	Type	Repl. Cord
3500073	1500	120	1-1/16" – 12	Immersion	3600008
3500077	1500	120	1-3/16" – 12	Immersion	3600008
3500076	1500	<b>240</b>	1-3/16" – 12	Immersion	8608377



Installation Information: Replaces 1-3/16" threaded plug in rear of oil cooler bonnet. Engine may also accept the following oil pan heaters: 3500079, 3500078 (replaces 1-5/16" threaded plug).

**C9.3, C15**


Part No.	Watt	Volt	Diameter	Type	Repl. Cord
3500117	1500	120	1-5/16" – 12	Immersion	3600008
3500128	1500	<b>240</b>	1-5/16" – 12	Immersion	8608377



Installation Information: Right Rear (RR).

**C10, C12**

Part No.	Watt	Volt	Diameter	Type	Repl. Cord
3500013	1500	120	1" NPT	Immersion	3600008
3500031	1500	<b>240</b>	1" NPT	Immersion	8608377



Installation Information: Replaces 1" NPT plug in rear of oil cooler. Engine may also accept the following oil pan heaters: 8609683, 8609659, 8609713 (requires 1" x 1/2" bushing to reduce port size). See threaded immersion heater page for specifications.

**C11 ACERT, C13 ACERT, 2004-2006 C11, C13 (2004-2006)**

Part No.	Watt	Volt	Diameter	Type	Repl. Cord
3500075	1500	120	1-5/16" – 12	Immersion	3600008
3500074	1500	<b>240</b>	1-5/16" – 12	Immersion	8608377



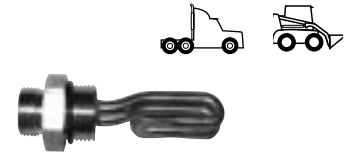
Installation Information: Replaces 1-5/16" threaded plug in rear of oil cooler. Engine may also accept the following oil pan heaters: 3500079, 3500078 (replaces 1-5/16" threaded plug).

**CATERPILLAR – CONTINUED**

**C13 ACERT & C15 ACERT (2007 & NEWER CAT)**

Part No.	Watt	Volt	Diameter	Type	Repl. Cord
3500111	1500	120	1-3/16" – 12	Immersion	3600008

**Installation Information:** Replaces 1-3/16" plug located in the rear of the oil cooler, on right hand side of engine.



**C18 ACERT**

Part No.	Watt	Volt	Diameter	Type	Repl. Cord
3500077	1500	120	1-3/16" – 12	Immersion	3600008
3500132	1500	<b>240</b>	1-3/16" – 12	Immersion	8608377

**Installation Information:** Right Rear (RR).



**CHEVROLET**

**Forward & Tiltmaster, all Gasoline engines**

See Chevrolet Automotive/Light Truck Gasoline applications.



**CONTINENTAL (TELEDYNE)**

**F162, F163, Y112 (4 cyl.)(1981 & newer)**

Part No.	Watt	Volt	Diameter	Type	Repl. Cord
3100053	400	120	1-5/8"	Freeze Plug	3600006

**Installation Information:** Install in any Left Side (LS). Point element UP.

**Note:** Heater for cup-type core hole only.



**F227, F245 (1979 & newer)**

Part No.	Watt	Volt	Diameter	Type	Repl. Cord
3100053	400	120	1-5/8"	Freeze Plug	3600006

**Installation Information:** Install in any Left Side (LS). Point element UP.



**F227, F245 (1979 & newer – alternate wattage)**

Part No.	Watt	Volt	Diameter	Type	Repl. Cord
3100057	600	120	1-5/8"	Freeze Plug	3600006

**Installation Information:** Install in any Left Side (LS). Point element UP.



**TM27, TMD27 (4 cyl.)**

Part No.	Watt	Volt	Diameter	Type	Repl. Cord
3100060	400	120	1-5/8"	Freeze Plug	3600006

**Installation Information:** Install in any Right Side (RS). Point element UP.



**CUMMINS**

**170 & 185 (470 CID), 210 (504 CID), VT225, V555, VT555 (555 CID)**

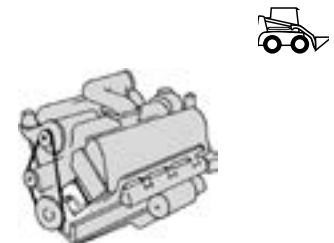
Engines without alternator mounted over water jacket access plate

Part No.	Watt	Volt	Diameter	Type	Repl. Cord
8601763	1000	120	Plate	Immersion	3600008
8601801	1000	<b>240</b>	Plate	Immersion	8608377
8601844	1500	120	Plate	Immersion	3600008

**Installation Information:** Replaces water jacket access plate on front left cylinder bank.

**Available Service Parts:** Hex Nut (8602999), Element Gasket (8603650).

If Cummins 504 CID has alternator, uses International Bracket International Bracket (3549687C1).



Agricultural, Heavy Duty, Off Road & Industrial Applications

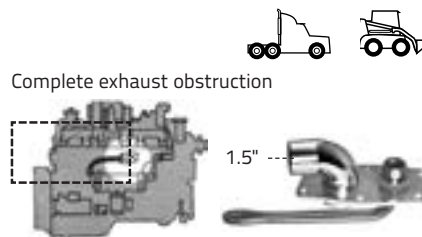


**CUMMINS – CONTINUED**

**855 CID Engines with full flow cooling, low-mount oil cooler**  
(Connected to Front port, Rear port blocked by exhaust)

Part No.	Watt	Volt	Diameter	Type	Repl. Cord
8608709	1500	120	Plate	Immersion	3600008

**Installation Information:** Replaces water jacket access plate on side of engine.  
**Available Service Parts:** Hex Nut (8602999), Element Gasket (8603650), Plate Gasket (8603359)




**855 CID Alternate installation**

Rear plug location without aftercooler water connection.  
Recommended as alternate location for cab-over vehicles only

Part No.	Watt	Volt	Diameter	Type	Repl. Cord
3500036	1500	120	1-1/2" NPT	Immersion	3600008

**Installation Information:** Replaces 1-1/2" pipe plug on Rear face of engine, right side (above flywheel housing).



**855 CID Alternate installation**

1996 & newer engines with O-ring seal

Part No.	Watt	Volt	Diameter	Type	Repl. Cord
3500023	1500	120	1-5/8" STOR	Immersion	3600008

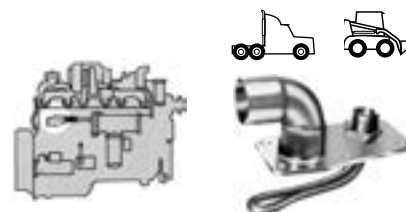
**Installation Information:** Replaces 1-5/8" plug on Rear face of engine, right side (above flywheel housing).



**855 CID Engines with full flow cooling, high-mount oil cooler**  
Uses hose and two clamps for water tube connection to casting.  
(Most engines manufactured from August 1975 to June 1982)

Part No.	Watt	Volt	Diameter	Type	Repl. Cord
8601100	1500	120	Plate	Immersion	3600008

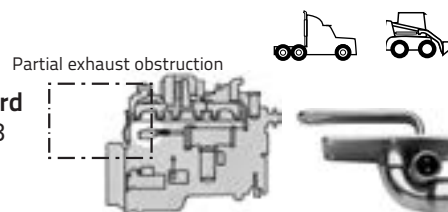
**Installation Information:** Replaces water jacket access plate on side of engine.  
**Available Service Parts:** Hex Nut (8602999), Element Gasket (8603650), Plate Gasket (8603359)



**855 CID Engines with full flow cooling, high-mount oil cooler-obstruction**  
(Connected to Rear port which is partially blocked by exhaust)

Part No.	Watt	Volt	Diameter	Type	Repl. Cord
8608741	1500	120	Plate	Immersion	3600008

**Installation Information:** Replaces water jacket access plate on side of engine.  
**Available Service Parts:** Plate Gasket (8603359)




**855 CID Engines with full flow cooling, high-mount oil cooler – O-ring**  
(Uses O-ring for water tube connection. Engines only produced prior to 1975) *Use Circulation heater.*

**855 CID Replacement element for existing 8602379 heater**  
(Does NOT include casting. Cordset is included)

Part No.	Watt	Volt	Diameter	Type	Repl. Cord
8602301	1500	120	Plate	Immersion	3600008

**Installation Information:** Replaces heating element in casting.  
**Available Service Parts:** Hex Nut (8602999), Plate (8603138), Gasket (8603383)



**B3.3T (3.3L), QSB (3.3L)**

Part No.	Watt	Volt	Diameter	Type	Repl. Cord
3100046	400	120	40mm	Freeze Plug	3600006

**Installation Information:** Installs in Left Rear (LR).



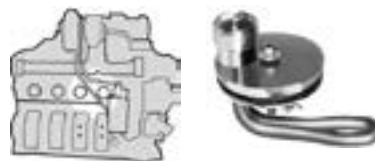
Agricultural, Heavy Duty, Off Road & Industrial Applications

**CUMMINS – CONTINUED**

**B Series: 4B3.9 & 4BT3.9** (1987-2002) (3.9L 239 CID 4 cyl., through model year 2002)  
 6B5.9 & 6BT5.9 (5.9L 359 CID 6 cyl.)



Part No.	Watt	Volt	Diameter	Type	Repl. Cord
3500030	750	120	58mm	Freeze Plug	3600008
8601666	750	<b>240</b>	58mm	Freeze Plug	8608377



**Installation Information:** Replaces freeze plug on Right side on engine.

**Available Service Parts:** O-ring and clamp device (3500002)

**C Series: 6C8.3 & 6CT8.3** (8.3L 505 CID), **6CTA8.3**



Part No.	Watt	Volt	Diameter	Type	Repl. Cord
8601860	1000	120	58mm	Freeze Plug	3600008
8601852	1000	<b>240</b>	58mm	Freeze Plug	8608377



**Installation Information:** Replaces freeze plug on Right rear side of engine.

**Available Service Parts:** O-ring and clamp device (3500002)

**C & J 160, 175 & 190** (464 CID)

*Use Circulation heater.*



**ISB Series:** (5.9L, 6.7L) **QSB** (3.9L, 4.5L, 5.9L, 6.7L)



Part No.	Watt	Volt	Diameter	Type	Repl. Cord
3500022	750	120	3/4" NPT	Immersion	3600008
3500110	750	<b>240</b>	3/4" NPT	Immersion	8608377



**Installation Information:** Installs in 3/4" NPT port to Rear of oil cooler.

**ISC, QSC Series** (8.3L 505 CID), **ISL Series** (8.9L 543 CID)



Part No.	Watt	Volt	Diameter	Type	Repl. Cord
3500032	1000	120	3/4" NPT	Immersion	3600008



**Installation Information:** Installs in upper 3/4" NPT port, to front of oil cooler.

**ISV** (5.0L)

Part No.	Watt	Volt	Diameter	Type	Repl. Cord
3500165	600	120	27mm	Immersion	3600008



**Installation Information:** Install in Front Face, Left Cylinder (LFF)

**ISX 12** (2007 & Newer), **ISX 12G** (2007 & Newer)

Part No.	Watt	Volt	Diameter	Type	Repl. Cord
3500107	1500	120	26mm	Immersion	3600008
3500153	1500	240	26mm	Immersion	3600008



**Installation Information:** Install in Right Side (RS).

**ISX** (2007 & Newer), **QSX** (2007 & Newer)

Part No.	Watt	Volt	Diameter	Type	Repl. Cord
3500107	1500	120	26mm	Immersion	3600008
3500153	1500	240	26mm	Immersion	3600008



**Installation Information:** Install in Right Side (RS).

**K Series** (KT19, KT450, KT1150, KTA525 – 1150 CID 6 cyl.), **QSK Series**



Part No.	Watt	Volt	Diameter	Type	Repl. Cord
3500017	1500	120	1-3/4"-18 THUD	Immersion	3600008



**Installation Information:** Replaces large hex plug at either upper front or center thread position on oil cooler cover. Point element 6 o'clock or 12 o'clock position.

**Available Service Parts:** Hex Nut (8602999), Element Gasket (8603650)

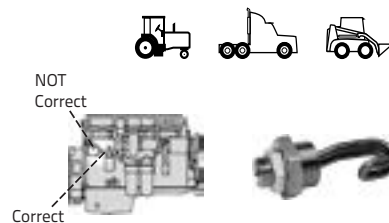
Agricultural, Heavy Duty, Off Road & Industrial Applications

**CUMMINS – CONTINUED**

**L10 (10L 611 CID 6 cyl.), M11, ISM Series, QSM11**

Part No.	Watt	Volt	Diameter	Type	Repl. Cord
8600015	1500	120	38mm THUD	Immersion	3600008
8600031	1500	<b>240</b>	38mm THUD	Immersion	8608377


**Installation Information:** Install in heater casting on Right rear side of engine.  
**Available Service Parts:** Hex Nut (8602999), Element Gasket (8603650)



**M11 (11L) (2000 and newer)**

Part No.	Watt	Volt	Diameter	Type	Repl. Cord
3500042	1500	120	Plate	Immersion	3600008
3500109	1500	<b>240</b>	Plate	Immersion	8608377

**Installation Information:** Install on Right Rear (RR) side of engine.



**N Series (855 CID-14 litre NT315, N14-330, N14-330E, N14-460, N14-460, etc.) Big Cam IV, New Big Cam IV, 88NT, 444**

Engines without heater hose connection to rear plate or Full Flow Cooling

Part No.	Watt	Volt	Diameter	Type	Repl. Cord
8601003	1000	120	Plate	Immersion	3600008
8601046	1500	120	Plate	Immersion	3600008
8601062	1500	<b>240</b>	Plate	Immersion	8608377



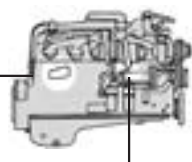
**Installation Information:** Due to oil cooler provisions on 855 CID series engines, special applications which accommodate full flow cooling designs are necessary. Where there is interference, the heater required will depend upon the oil cooler and exhaust configuration. The various installation options are shown here. Also see alternate installation below. Engine may accept oil pan heaters 8609683, 8609659, or 8609713 (requires 1" x 1/2" reducer bushing to reduce port size). See page 83 for oil pan heater specifications.

**Available Service Parts:** Hex Nut (8602999), Element Gasket (8603650), Plate Gasket (8603359)

Engines without FULL FLOW COOLING – replaces Front or Rear water jacket access plate.



BIG CAM III, IV, New BIG CAM IV, 88NT & N14 install here




BIG CAM IV with heater hose connection to rear plate & pre-88NT engines install here

**N Series, Big Cam IV, New Big Cam IV, 88NT Alternate installation**

Engines with one heater hose connection (1/2" NPT) to Rear plate.

Part No.	Watt	Volt	Diameter	Type	Repl. Cord
8601526	1500	120	Plate	Immersion	3600008

**Installation Information:** Replaces Rear access plate. Heater includes 1/2" NPT port for hose connection. **Available Service Parts:** Hex Nut (8602999), Element Gasket (8603650), Plate Gasket (8603359)




**New Big Cam IV**

Forward plate installations with reverse bolt pattern – without single-pass oil cooler 1986-1988

Part No.	Watt	Volt	Diameter	Type	Repl. Cord
8600627	1500	120	Plate	Immersion	3600008
8600651	1500	<b>240</b>	Plate	Immersion	8608377


**Installation Information:** Replaces forward side plate. **Available Service Parts:** Hex Nut (8602999), Plate Gasket (8603715).



**QSB (4.5L) Hot Side 2005-2006 ISB 02 200 HP**

Part No.	Watt	Volt	Diameter	Type	Repl. Cord
3500096	750	120	58mm	Freeze Plug	3600008

**Installation Information:** Replace freeze plug opening on Right front side of engine. Must have threaded bolt holes in block for attaching mounting plate.



Agricultural, Heavy Duty, Off Road & Industrial Applications

**CUMMINS – CONTINUED**

**Signature 600, ISX, APEX**

Part No.	Watt	Volt	Diameter	Type	Repl. Cord
3500108	1500	240	Plate	Immersion	8608377



**Installation Information:** Remove flat 2 – bolt cover on right side of block, near rear of water inlet casting. Install with element pointing toward front of engine.



**Signature 600, ISX (Pre 2007), QSX (15L-915 CID)**

Part No.	Watt	Volt	Diameter	Type	Repl. Cord
3500038	1500	120	Plate	Immersion	3600008



**Installation Information:** Install in Right Side (RS).




**V6-140 (352 CID), V6-155 (378 CID)**

(Engines without alternator mounted over water jacket access plate)

Part No.	Watt	Volt	Diameter	Type	Repl. Cord
8601763	1000	120	Plate	Immersion	3600008
8601801	1000	240	Plate	Immersion	8608377
8601844	1500	120	Plate	Immersion	3600008



**Installation Information:** Replaces water jacket access plate on front left cylinder bank.  
**Available Service Parts:** Hex Nut (8602999), Element Gasket (8603650)



**V903, VT903, VT350, Formula VT300 (903 CID) (Alternate installation)**

Part No.	Watt	Volt	Diameter	Type	Repl. Cord
8601267	1500	120	3/4" NPT	Immersion	3600008
8601054	1500	240	3/4" NPT	Immersion	8608377



**Installation Information:** Replaces 3/4" pipe plug at bottom rear of oil cooler.  
 Check engine to be sure 3/4" pipe plug is available on engine before proceeding.



**V903, VT903, VT350, Formula VT300 (903 CID)**

**V6-195, 200, 215, 280 (588 CID)**

**V8-235, 265, 300, 370 (785 CID), 350 & 430 (950 CID)**

(Replacement element only)

Part No.	Watt	Volt	Diameter	Type	Repl. Cord
8607605	1500	120	N/A	Immersion	3600008



**Installation Information:** Replacement element only. Circulation heater is acceptable alternative.



**DETROIT DIESEL**

**3-53, 4-53, 3-71, 4-71**

Engines without water cooled compressor

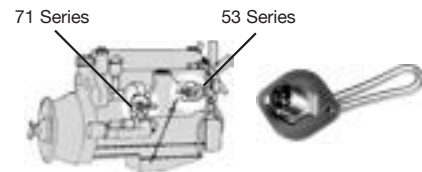
Part No.	Watt	Volt	Diameter	Type	Repl. Cord
8600295	750	120	Plate	Immersion	3600008
8600368	1000	120	Plate	Immersion	3600008



**Installation Information:** Replaces water jacket access plate on side of engine.

**Note:** Do not use 1000 watt heater on 3-53, 4-53, or 3-71 engines.

**Available Service Parts:** Hex Nut (8602999), Element Gasket (8603650)



**3-53, 4-53, 3-71, 4-71**

Engines with water cooled compressor


Part No.	Watt	Volt	Diameter	Type	Repl. Cord
8601291	750	120	Plate	Immersion	3600008
8601305	1000	120	Plate	Immersion	3600008



**Installation Information:** Replaces water jacket access plate on side of engine.

**Note:** Do not use 1000 watt heater on 3-53, 4-53, or 3-71 engines.

**Available Service Parts:** Hex Nut (8602999), Element Gasket (8603650)



Agricultural, Heavy Duty, Off Road & Industrial Applications

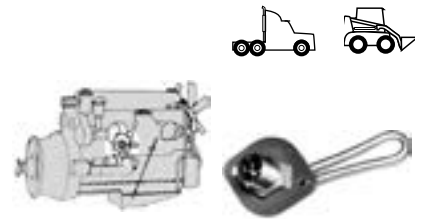
**DETROIT DIESEL – CONTINUED**

**6-71**

Engines without water cooled compressor

Part No.	Watt	Volt	Diameter	Type	Repl. Cord
8600368	1000	120	Plate	Immersion	3600008
8600422	1500	120	Plate	Immersion	3600008

**Installation Information:** Replaces water jacket access plate on side of engine.  
**Available Service Parts:** Hex Nut (8602999), Element Gasket (8603650)

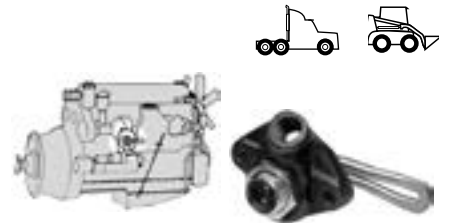


**6-71**

Engines with water cooled compressor

Part No.	Watt	Volt	Diameter	Type	Repl. Cord
8601305	1000	120	Plate	Immersion	3600008
8601372	1500	120	Plate	Immersion	3600008

**Installation Information:** Replaces water jacket access plate on side of engine.  
**Available Service Parts:** Hex Nut (8602999), Element Gasket (8603650)

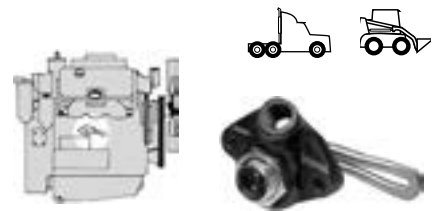


**6V-53**

Vehicles with or without automatic transmission

Part No.	Watt	Volt	Diameter	Type	Repl. Cord
3500021	1000	120	Plate	Immersion	3600008

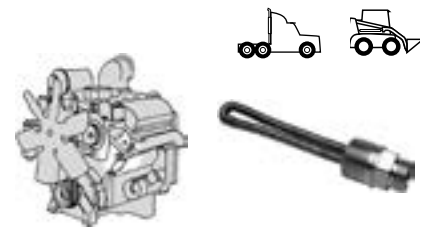
**Installation Information:** Replaces water jacket access plate on side of engine.  
**Available Service Parts:** Hex Nut (8602999), Element Gasket (8603650)



**6V-71, 8V-71** Vehicles without power steering and/or air conditioning

Part No.	Watt	Volt	Diameter	Type	Repl. Cord
8600090	1000	120	1" NPT	Immersion	3600008
8600120	1000	240	1" NPT	Immersion	8608377
8605556	1500	120	1" NPT	Immersion	3600008
8600260	1500	240	1" NPT	Immersion	8608377

**Installation Information:** Replaces 1" pipe plug on front face of Left cylinder bank.



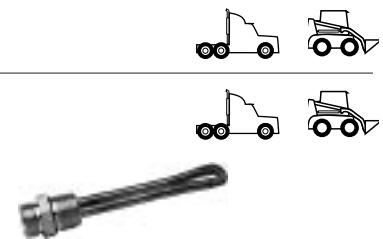
**8V-53**

Use 1500 or 2250 Watt Circulation heater.

**8.2 Litre (501 CID)**

Part No.	Watt	Volt	Diameter	Type	Repl. Cord
3500043	1000	120	3/4" NPT	Immersion	3600008
8600996	1000	240	3/4" NPT	Immersion	8608377

**Installation Information:** Replaces 3/4" pipe plug on Right front side of engine.



**D638 (3.8L 6 cyl.)**

Part No.	Watt	Volt	Diameter	Type	Repl. Cord
8604967	600	120	3/4" NPT	Immersion	N/A

**Installation Information:** Install in Right Side (RS) of engine.



**DD13, DD15, DD16 (2008 & Newer)**

Part No.	Watt	Volt	Diameter	Type	Repl. Cord
3500095	1500	120	27mm	Immersion	3600008

**Installation Information:** Right side. M27 port in the oil module below intake.



**Series 30**

Part No.	Watt	Volt	Diameter	Type	Repl. Cord
3100045	600	120	1-1/2"	Freeze Plug	3600007

**Installation Information:** Install in Right Side (RS). Point element UP.



Agricultural, Heavy Duty, Off Road & Industrial Applications

**Series 40** (466 CID)

Engines manufactured prior to September 1993



Part No.	Watt	Volt	Diameter	Type	Repl. Cord
8608512	1250	120	1-1/4"	Freeze Plug	3600008
8608539	1250	<b>240</b>	1-1/4"	Freeze Plug	8608377



**Installation Information:** Replaces 3RD or 4TH freeze plug on Left side of engine.

**Available Service Parts:** O-ring and clamp device (3500004)

**Series 40** (6.7L 408 CID, 7.6L 466 CID, 8.7L 530 CID)

Engines manufactured after August 1993



Part No.	Watt	Volt	Diameter	Type	Repl. Cord
3500044	1250	120	1-1/4"	Freeze Plug	3600008
8608911	1250	<b>240</b>	1-1/4"	Freeze Plug	8608377



**Installation Information:** Replaces 1-1/4" plug in boss on Left side of engine.

**Series 50** (Except low-mount turbo)



Part No.	Watt	Volt	Diameter	Type	Repl. Cord
8600090	1000	120	1" NPT	Immersion	3600008
8605556	1500	120	1" NPT	Immersion	3600008



**Installation Information:** Replaces 1" NPT plug in oil cooler casting.

Engine may also accept oil pan heater 8603243. See threaded immersion heater page for specifications.

**Series 50**

(Including low-mount turbo)




Part No.	Watt	Volt	Diameter	Type	Repl. Cord
3500007	1000	120	1-1/2"	Freeze Plug	3600008



**Installation Information:** Install in core plug behind oil cooler. Engine may also accept oil pan heater 8603243. See threaded immersion heater page for specifications.

**Series 55**

Part No.	Watt	Volt	Diameter	Type	Repl. Cord
3500008	1500	120	Plate	Immersion	3600008
3500009	1500	<b>240</b>	Plate	Immersion	8608377



**Installation Information:** Replaces water jacket access plate on Left side of engine.

**Series 60** (2007 & Newer)

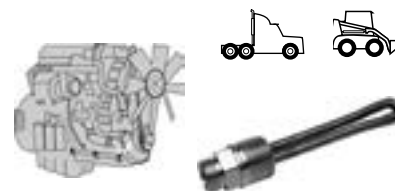
Part No.	Watt	Volt	Diameter	Type	Repl. Cord
3500077	1500	120	1-3/16" STOR	Immersion	3600008



**Installation Information:** Upper hex port of oil cooler. Right side of engine.

**Series 60** (11.1L 677 CID, 12.7L 775 CID)

Part No.	Watt	Volt	Diameter	Type	Repl. Cord
8605556	1500	120	1" NPT	Immersion	3600008
8600260	1500	<b>240</b>	1" NPT	Immersion	8608377
8605580	2000	120	1" NPT	Immersion	8608652



**Installation Information:** Pre-1991 engines – Replaces 1" NPT plug in water pump outlet casting on Right front side of engine. 1991 & Newer replaces 1" pipe plug near top front of oil cooler.

May also accept oil pan heater 8603243. See threaded immersion heater page for specifications.

Agricultural, Heavy Duty, Off Road & Industrial Applications

**DETROIT DIESEL – CONTINUED**

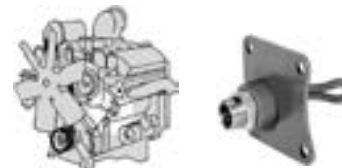
**Silver Series  
6V-92, 8V-92**



**6V-71, 8V-71, 12V-71, 16V-71, 6V-92, 8V-92, 12V-92, 16V-92**

Engines **without** air conditioner compressor mounted next to water jacket access plate

Part No.	Watt	Volt	Diameter	Type	Repl. Cord
8601631	1000	120	Plate	Immersion	3600008
8601704	1500	120	Plate	Immersion	3600008
8601739	1500	240	Plate	Immersion	8608377



**Installation Information:** Replaces water jacket access plate on Left front cylinder bank.

**Available Service Parts:** Hex Nut (8602999), Element Gasket (8603650), Plate Gasket (8606854).

**Silver Series**

**6V-71, 8V-71, 12V-71, 16V-71, 6V-92, 8V-92, 12V-92, 16V-92**



Engines **with** air conditioner compressor mounted next to water jacket access plate, except for GMC General with 92 Series engine

Part No.	Watt	Volt	Diameter	Type	Repl. Cord
8601658	1000	120	Plate	Immersion	3600008
8601712	1500	120	Plate	Immersion	3600008



**Installation Information:** Replaces water jacket access plate on Left front cylinder bank.

**Available Service Parts:** Hex Nut (8602999), Plate Gasket (8606854).

**Silver Series (6V-92, 8V-92), 12V-71, 16V-71, 12V-92,  
16V-92, GMC General (with 92 Series engine) (Alternate installation)**



Part No.	Watt	Volt	Diameter	Type	Repl. Cord
3500043	1000	120	3/4" NPT	Immersion	3600008
8602514	1000	<b>240</b>	3/4" NPT	Immersion	8608377
8602611	1500	120	3/4" NPT	Immersion	3600008
8602573	1500	<b>240</b>	3/4" NPT	Immersion	8608377



**Installation Information:** Replaces 3/4" pipe plug in oil cooler elbow on right side of engine.

Check engine carefully – 3/4" pipe plug not available on all engines.

**Available Service Parts:** Hex Nut (8602999), Element Gasket (8603650)

**DEUTZ**

**1012, 1013, 2013**



Part No.	Watt	Volt	Diameter	Type	Repl. Cord
3500019	750	120	Plate	Immersion	3600020

**Installation Information:** Install in oil cooler housing.

Check engine – heater port not available on all engines.



**BF4L913 (4 cyl.)  
(Oil pan heater only)**



Part No.	Watt	Volt	Diameter	Type	Repl. Cord
8603170	325	120	48mm THUD	Immersion	3600024

**Installation Information:** Replaces 48mm plug in oil pan. Check engine carefully – 48mm plug not available on all oil pans. **Available Service Parts:** Hex Nut (8602999), Element Gasket (8603650)



**F3L912, F3L913 (3 cyl.)  
(Oil pan heater only)**



Part No.	Watt	Volt	Diameter	Type	Repl. Cord
8603146	150	120	48mm THUD	Immersion	3600024

**Installation Information:** Replaces 48mm plug in oil pan. Check engine carefully – 48mm plug not available on all oil pans. **Available Service Parts:** Hex Nut (8602999), Element Gasket (8603650)



Agricultural, Heavy Duty, Off Road  
& Industrial Applications

**DEUTZ – CONTINUED**

**F6L913, BF6L913** (6 cyl.)  
(Oil pan heater only)

Part No.	Watt	Volt	Diameter	Type	Repl. Cord
8603170	325	120	48mm THUD	Immersion	3600024

**Installation Information:** Dual kit – purchase two heaters and cordsets.  
Replaces 48mm plugs in oil pan. Check engine carefully – 48mm plugs not available on all oil pans. **Available Service Parts:** Hex Nut (8602999), Element Gasket (8603650)



**FAHR**

**1012, 1013, 2013**

Part No.	Watt	Volt	Diameter	Type	Repl. Cord
3500055	750	120	Plate	Immersion	3600008

**Installation Information:** Install in oil cooler housing. Check engine – heater port not available on all engines.  
Available on all oil pans. **Available Service Parts:** Hex Nut (8602999), Element Gasket (8603650)



**FIAT**

**8060, 8061, 8065** (5.5L 335 CID)

Part No.	Watt	Volt	Diameter	Type	Repl. Cord
8600333	1000	120	42mm THUD	Immersion	3600008

**Installation Information:** Install in 42mm threaded opening on Right rear of engine.  
**Available Service Parts:** Hex Nut (8602999), Element Gasket (8603650)



**8360, 8361** (8.1L 494 CID)

Part No.	Watt	Volt	Diameter	Type	Repl. Cord
8600090	1000	120	1" NPT	Immersion	3600008
8600120	1000	240	1" NPT	Immersion	8608377

**Installation Information:** Replaces 1" pipe plug in coolant elbow casting on Front left side.



**FORD**

**091PV** (91 CID 4 cyl.), **GSG417** (104 CID 4 cyl.)

Part No.	Watt	Volt	Diameter	Type	Repl. Cord
3100036	400	120	1-1/2"	Freeze Plug	3600003

**Installation Information:** Install in Right front face of cylinder head. Point element UP or DOWN.



**134, 172, 192 CID** (Engines used in tractors)  
NAA, NAB, 500, 600, 700; 800, 900, 901, 1800 G/D;  
2000, 2100, 4000 G/D, 4110D, 4120, 4121

Part No.	Watt	Volt	Diameter	Type	Repl. Cord
3100087	600	120	2.06"	Freeze Plug	3600006

**Installation Information:** Install in any Left Side (LS). Point element UP or DOWN.



**401 CID (V-8), 477 CID (V-8), 534 CID (V-8)**

Part No.	Watt	Volt	Diameter	Type	Repl. Cord
8601518	1000	120	1-3/4"	Freeze Plug	3600008

**Installation Information:** Install in any 1-3/4" freeze plug.





**FORD – CONTINUED**

**401 CID (6.6L), 474 CID (7.8L)**

(Engines manufactured in August 1989 and later featuring plate type heater)

Part No.	Watt	Volt	Diameter	Type	Repl. Cord
3500048	1000	120	Plate	Immersion	3600008
8606331	1250	120	Plate	Immersion	3600008



**Installation Information:** Replaces 2ND freeze plug from rear – right side.  
(Diameter of element in plate 1.5")

**401 CID (6.6L), 474 CID (7.8L)**

(Engines manufactured prior to August 1989 featuring freeze plug type heater)

Part No.	Watt	Volt	Diameter	Type	Repl. Cord
2207044	1000	120	1-1/2"	Freeze Plug	3600008
8601984	1500	120	1-1/2"	Freeze Plug	3600008
8601968	1500	<b>240</b>	1-1/2"	Freeze Plug	8608377



**Installation Information:** Replaces 2ND freeze plug from rear – right side.

**421 CID V-8 (6.9L), 445 CID V-8 (7.3L)**

(Except Navistar T444E engine)

Part No.	Watt	Volt	Diameter	Type	Repl. Cord
3100043	1000	120	1-1/2"	Freeze Plug	3600010



**Installation Information:** Replaces freeze plug on Right rear of engine. Point element 11 o'clock.

**445 CID V-8 – Navistar T444E engine (7.3L)**

(Except Navistar T444E engine)

Part No.	Watt	Volt	Diameter	Type	Repl. Cord
3500043	1000	120	3/4" NPT	Immersion	3600008
8600996	1000	<b>240</b>	3/4" NPT	Immersion	8608377
8602611	1500	120	3/4" NPT	Immersion	3600008



**Installation Information:** Replaces 3/4" NPT threaded plug in oil cooler.

**1060 (5.9L 359 CID 6 cyl. – Cummins B Series)**

(Engines manufactured up to August 1989)

Part No.	Watt	Volt	Diameter	Type	Repl. Cord
3500030	750	120	58mm	Freeze Plug	3600008
8601666	750	<b>240</b>	58mm	Freeze Plug	8608377



**Installation Information:** Replaces freeze plug on Right side of engine.

**Available Service Parts:** (O-ring & clamp device kit (3500002).

**1460 (8.3L 505 6 cyl. – Cummins C Series)**

(Engines manufactured up to August 1989)

Part No.	Watt	Volt	Diameter	Type	Repl. Cord
8601860	1000	120	58mm	Freeze Plug	3600008
8601852	1000	<b>240</b>	58mm	Freeze Plug	8608377



**Installation Information:** Replaces freeze plug on Right rear side of engine.

**Available Service Parts:** O-ring & clamp device kit (3500002)

**2000, 3000, 4000, 5000, 6000 (3, 4, 6 cyl.)**

(Engines manufactured up to 1967)

Part No.	Watt	Volt	Diameter	Type	Repl. Cord
3200004	600	120	1-3/4"	LRHH	3600047



**Installation Information:** Lower radiator hose heater. Circulation heater is acceptable alternative.

Agricultural, Heavy Duty, Off Road & Industrial Applications

FORD – CONTINUED

**3000, 4000, 5000, 8000, 9000 Series**  
(Engines manufactured 1968-1970)




Part No.	Watt	Volt	Diameter	Type	Repl. Cord
3100065	600	120	1-3/4"	Freeze Plug	3600006



**Installation Information:** Install in 4TH & 5TH Right Side (RS). Two heaters required. Point element DOWN. Circulation heater or LRHH are acceptable alternative.

**3000, 4000, 5000, 7000, 8000, 9000 Series**  
(Engines manufactured in 1971 and later)



Part No.	Watt	Volt	Diameter	Type	Repl. Cord
3100112	750	120	1-1/2"	Freeze Plug	3600023



**Installation Information:** Install in 4TH and 5TH Right Side (RS). Two heaters are required. Point element DOWN. Circulation heater or LRHH are acceptable alternatives.

**BSD666** (401 CID 6 cyl.)

Part No.	Watt	Volt	Diameter	Type	Repl. Cord
3100112	750	120	1-1/2"	Freeze Plug	3600023



**Installation Information:** Install in 4TH and 5TH Right side. Point element DOWN. Two heaters are recommended.

**CSG649** (300 CID 6 cyl.)

Part No.	Watt	Volt	Diameter	Type	Repl. Cord
3100054	600	120	1-5/8"	Freeze Plug	3600006



**Installation Information:** Install 2ND Right Side. Point element UP.

**DSD & ESD442** (254 CID 4 cyl.)

Part No.	Watt	Volt	Diameter	Type	Repl. Cord
3100061	600	120	1-5/8"	Freeze Plug	3600036



**Installation Information:** Install in Left Center (LC). Point element UP.

**DSD & ESD659** (362 CID 6 cyl.), **660** (363 CID 6 cyl.), **680** (380 CID 6 cyl.)

Part No.	Watt	Volt	Diameter	Type	Repl. Cord
3100061	600	120	1-5/8"	Freeze Plug	3600036



**Installation Information:** Install 2ND and 3RD Left side. Point element UP or DOWN. Two heaters are recommended.

**KSG411** (67 CID 4 cyl.), **KSG416** (98 CID 4 cyl.)  
(Engines with distributor)

Part No.	Watt	Volt	Diameter	Type	Repl. Cord
3100053	400	120	1-5/8"	Freeze Plug	3600006



**Installation Information:** Install in Left Side (LS). Point element UP/DOWN.

**LSG423** (140 CID 4 cyl.)

Part No.	Watt	Volt	Diameter	Type	Repl. Cord
3100039	600	120	1-1/2"	Freeze Plug	3600006



**Installation Information:** Install in Right Rear (RR). Point element UP/DOWN.

**LRG423** (140 CID 4 cyl.), **LRG425** (152 CID 4 cyl.)

Part No.	Watt	Volt	Diameter	Type	Repl. Cord
3100084	400	120	1-1/2"	Freeze Plug	3600006



**Installation Information:** Install in Left Rear (LR). Point element 3 o'clock.

Agricultural, Heavy Duty, Off Road & Industrial Applications

**FORD – CONTINUED**

**LSG633** (200 CID 6 cyl.)

Part No.	Watt	Volt	Diameter	Type	Repl. Cord
3100065	600	120	1-3/4"	Freeze Plug	3600006

**Installation Information:** Install in Right Front (RF) or Right Center (RC). Point element UP or DOWN.



**LSG861** (370 CID V-8), **LSG870** (429 CID V-8), **LSG875** (460 CID V-8)

Part No.	Watt	Volt	Diameter	Type	Repl. Cord
3100039	600	120	1-1/2"	Freeze Plug	3600006

**Installation Information:** Install in Right Side (RS) or Left Side (LS). Point element UP.



**SSD655** (335 CID 6 cyl.)

Part No.	Watt	Volt	Diameter	Type	Repl. Cord
8600333	1000	120	42mm THUD	Immersion	3600008

**Installation Information:** Install in Right Rear (RR). Point element UP/DOWN.



**VSG411** (67 CID 4 cyl.), **VSG413** (79 CID 4 cyl.)  
(Engines without distributor)

Part No.	Watt	Volt	Diameter	Type	Repl. Cord
3100085	400	120	1-5/8"	Freeze Plug	3600006

**Installation Information:** Install in back of head. Point element 3 o'clock.



**WSG858** (351W V-8), **255** (V-8), **302** (V-8)

Part No.	Watt	Volt	Diameter	Type	Repl. Cord
3100039	600	120	1-1/2"	Freeze Plug	3600006

**Installation Information:** Install in Left Rear (LR) or Right Rear (RR). Point element DOWN.



**HERCULES**

**G1600** (2.7L 163 CID)

Part No.	Watt	Volt	Diameter	Type	Repl. Cord
3100088	400	120	2.135"	Freeze Plug	3600006

**Installation Information:** Install in Left Center (LC) or Left Rear (LR). Point element UP or DOWN.



**G/D2300, DT3.7** (226 CID), **5.8L** (339 CID), **G/D3400** (1983+ engines), **GT & DT 5.6**

Part No.	Watt	Volt	Diameter	Type	Repl. Cord
3100027	600	120	35mm	Freeze Plug	3600006

**Installation Information:** Replace freeze plug on Right side of engine.



**G/D3400 & 3400T** (339 CID)  
(Engines manufactured up to 1982)

Part No.	Watt	Volt	Diameter	Type	Repl. Cord
3100039	600	120	1-1/2"	Freeze Plug	3600006

**Installation Information:** Replaces freeze plug on Right side of engine.



**G/D4800** (7.8L 478 CID)

Part No.	Watt	Volt	Diameter	Type	Repl. Cord
3500025	1000	120	2"	Freeze Plug	3600024

**Installation Information:** Replaces freeze plug on Right side – near rear.



Agricultural, Heavy Duty, Off Road  
& Industrial Applications

## HINO

**J Series: J05C (5.3L 4 cyl.), J08C (8.0L 6 cyl.)**

Part No.	Watt	Volt	Diameter	Type	Repl. Cord
3500018	1000	120	50mm	Freeze Plug	3600008



**Installation Information:** Replace core plug on Right front side of engine.

**W04C, W06E, H06C-T, H07C-B (3.8L, 5.7L, 6.0L, 6.4L, 6.7L)**

Part No.	Watt	Volt	Diameter	Type	Repl. Cord
3500043	1000	120	3/4" NPT	Immersion	3600008
8600988	1000	240	3/4" NPT	Immersion	8608377



**Installation Information:** Replaces 3/4" plug in water transfer casting/oil cooler cover.

## INTERNATIONAL / NAVISTAR

**400, 500, 600, 700, 900**

(Engines built in 1986 and later) See UD Truck listings – page 80-81.



**421 CID (6.9L), 445 CID (7.3L)**

(Not for use with T444E engine)

Part No.	Watt	Volt	Diameter	Type	Repl. Cord
3100043	1000	120	1-1/2"	Freeze Plug	3600010



**Installation Information:** Replaces freeze plug on Right rear of engine.

Point element 11 o'clock. **Available Service Parts:** O-ring and clamp device (3500005)

**460, 560, 660, 706, TD62, TD92 (All models)**

Part No.	Watt	Volt	Diameter	Type	Repl. Cord
3100061	600	120	1-5/8"	Freeze Plug	3600036



**Installation Information:** Install in 3RD Right Side (RS). Point element DOWN, if no interference w/throttle rod. Use 12 o'clock for other installations.

Circulation heater or LRHH are acceptable alternatives.

**504 (153G), 606 (221G)**

Engines manufactured in 1964 and later

(Can be used on gas or diesel engines)

Part No.	Watt	Volt	Diameter	Type	Repl. Cord
3100054	600	120	1-5/8"	Freeze Plug	3600006




**Installation Information:** Install in Right Center (RC). Point element DOWN.

Circulation heater is acceptable alternative.

**806, 1206, 1256 (1963-67), 856, C152, C175, C200, C221, C263, C282, C291, C301, D166, D188, D236, D282, D301, D361, D407, DT407**

(Can be used on gas or diesel engines)

Part No.	Watt	Volt	Diameter	Type	Repl. Cord
3100061	600	120	1-5/8"	Freeze Plug	3600036



**Installation Information:** Install in 1ST, 2ND, or 5TH freeze plug on Right side. Point element DOWN.

Circulation heater or LRHH are acceptable alternatives.

**817 (817 CID)**

Part No.	Watt	Volt	Diameter	Type	Repl. Cord
8600759	1500	120	1-1/2" NPT	Immersion	3600008



**Installation Information:** Replace 1-1/2" pipe plug on side of engine.

**INTERNATIONAL / NAVISTAR – CONTINUED**

**966, 1066, 1086, 1466**

Part No.	Watt	Volt	Diameter	Type	Repl. Cord
3100013	600	120	1-1/4"	Freeze Plug	3600022

**Installation Information:** Installs in 3RD and 4TH Left Side (LS). Two heaters required. Circulation heater is acceptable alternative.



**966, 1066, 1086, 1466**

(Alternate installation)

Part No.	Watt	Volt	Diameter	Type	Repl. Cord
8608512	1250	120	1-1/4"	Freeze Plug	3600008

**Installation Information:** Install in Left side.



**Cub Lo-Boy**

Part No.	Watt	Volt	Diameter	Type	Repl. Cord
3200004	600	120	1-3/4"	LRHH	3600047

**Installation Information:** Lower radiator hose heater. Circulation heater is acceptable alternative.



**D150, D170, D190 (461 CID)**

Part No.	Watt	Volt	Diameter	Type	Repl. Cord
3100038	600	120	1-1/2"	Freeze Plug	3600006

**Installation Information:** Replaces any freeze plug. Point element UP.



**D312, D414, DT414, D436, DT436, DTA466**

(Engines manufactured prior to 1994)

Part No.	Watt	Volt	Diameter	Type	Repl. Cord
8608512	1250	120	1-1/4"	Freeze Plug	3600008
8608539	1250	240	1-1/4"	Freeze Plug	8608377

**Installation Information:** Replaces 3RD or 4TH freeze plug on Left side of engine.



**D550 (549 CID), 9L (551 CID)**

Part No.	Watt	Volt	Diameter	Type	Repl. Cord
3100044	600	120	1-1/2"	Freeze Plug	3600006

**Installation Information:** Replace any freeze plug. Point element between cylinders.



**DT360, DTA360**

Part No.	Watt	Volt	Diameter	Type	Repl. Cord
8608601	1000	120	1-1/4"	Freeze Plug	3600008

**Installation Information:** Replace 3RD or 4TH freeze plug on Left side of engine.



**DT466 High Torque, DT466, DT466E, HT530, DT530 (2001-2003)**

Part No.	Watt	Volt	Diameter	Type	Repl. Cord
3500054	1250	120	1-1/4"	Immersion	3600008

**Installation Information:** Left side, protruding boss above engine oil dipstick. Element direction 12 o'clock



**DT466 & DT570 (2004-2006)**

**DT408, DT466, DT466E, 530, 570 (1994-2000)**

Part No.	Watt	Volt	Diameter	Type	Repl. Cord
3500044	1250	120	1-1/4"	Freeze Plug	3600008
8608911	1250	240	1-1/4"	Freeze Plug	8608377


**Installation Information:** Replaces 1-1/4" freeze plug in boss on Left side of engine.



**MaxxForce 5 & 7 (2007 & Newer)**  
**VT365, VT275**

Part No.	Watt	Volt	Diameter	Type	Repl. Cord
3500069	1000	120	27mm THD	Immersion	3600008

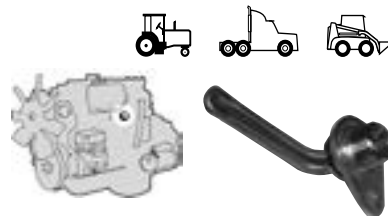
Installation Information: Right Rear (RR).



**MaxxForce 9 & 10 MaxxForce DT (2007 & Newer)**

Part No.	Watt	Volt	Diameter	Type	Repl. Cord
3500163	1250	120	1-1/4"	Freeze Plug	3600008

Installation Information: Replaces 1-1/4" freeze plug in boss on Left side of engine.



**MaxxForce 11 & 13**

Part No.	Watt	Volt	Diameter	Type	Repl. Cord
3500095	1500	120	27mm THD	Immersion	3600008

Installation Information: Lower right front.



**MaxxForce 15**

Part No.	Watt	Volt	Diameter	Type	Repl. Cord
3500038	1500	120	Plate	Immersion	3600008

Installation Information: Right Side (RS).



**MV, 404, 446, 485 engines**

Part No.	Watt	Volt	Diameter	Type	Repl. Cord
3100044	600	120	1-1/2"	Freeze Plug	3600006

Installation Information: Install in any Left Side (LS) or Right Side (RS).  
 Point element between cylinders. Circulation heater is acceptable alternative.



**Neuss Engine (179, 206, 239, 246, 268, 310, 358 CID)**

Part No.	Watt	Volt	Diameter	Type	Repl. Cord
3500012	1000	120	1-1/4"	Freeze Plug	3600024

Installation Information: Install in Left Side (LS). Circulation heater is acceptable alternative.




**T444E (7.3L V-8)**

(Engines manufactured in 1994 and later)

Part No.	Watt	Volt	Diameter	Type	Repl. Cord
3500043	1000	120	3/4" NPT	Immersion	3600008
8600996	1000	<b>240</b>	3/4" NPT	Immersion	8608377

Installation Information: Replaces 3/4" threaded plug in oil cooler.



**V800 (798 CID)**

Part No.	Watt	Volt	Diameter	Type	Repl. Cord
8605556	1500	120	1" NPT	Immersion	3600008
8600260	1500	<b>240</b>	1" NPT	Immersion	8608377

Installation Information: Replace 1" pipe plug in oil cooler bonnet.



Agricultural, Heavy Duty, Off Road & Industrial Applications

**ISUZU**

**3LD1 & 3LD2 (3 cyl.), 4LE1 & 4LE2 (4 cyl.)**

Part No.	Watt	Volt	Diameter	Type	Repl. Cord
3100094	400	120	35mm	Freeze Plug	3600005



**Installation Information:** Install in any Left side. Point element 9 o'clock.

**3LB1 (3 cyl.), 4LC1 (4 cyl.)**

Part No.	Watt	Volt	Diameter	Type	Repl. Cord
3100098	400	120	35mm	Freeze Plug	3600006



**Installation Information:** Install in any Left side. Point element 9 o'clock.

**4BD1 (3.9L 4 cyl.), 6BD1 (5.8L 6 cyl.), 6BG1 (6.5L 6 cyl.),  
6HE1 (7.1L 6 cyl.), 6HK1 (7.8L), 6SA1 (8.4L 6 cyl.)**

Part No.	Watt	Volt	Diameter	Type	Repl. Cord
3100089	600	120	1" NPT	Immersion	3600006



**Installation Information:** Installs in Left rear 1" threaded opening, except for 6SA1, which installs in Right side 1" threaded opening. Two heaters recommended for 6SA1.

**4BD1 (3.9L 4 cyl.), 6BD1 (5.8L 6 cyl.), 6BG1 (6.5L 6 cyl.), 6HK1 (7.1L 6 cyl.),  
6SA1 (8.4L 6 cyl.) QD-100 (3.9L), QD-145 (5.8L), 4BGI, 4BGIT, 4BGITC**

Part No.	Watt	Volt	Diameter	Type	Repl. Cord
3100065	600	120	45mm	Freeze Plug	3600006



**Installation Information:** Replaces 45mm freeze plug in the back of head. Install element 1 o'clock.

**4FB1 (111 CID 4 cyl.)**

Part No.	Watt	Volt	Diameter	Type	Repl. Cord
3100018	400	120	35mm	Freeze Plug	3600006



**Installation Information:** Install in Right Rear (RR). Point element UP.

**4H Series**

Part No.	Watt	Volt	Diameter	Type	Repl. Cord
3500151	600	120	45mm	Freeze Plug	3600008



**Installation Information:** Replace 45mm core plug between #1 & #2 cylinder near alternator. Point element DOWN.

**4JB1, 4JG (4 cyl.)**

Part No.	Watt	Volt	Diameter	Type	Repl. Cord
3100069	400	120	45mm	Freeze Plug	3600006



**Installation Information:** Install in Left Rear (LR). Point element 6 o'clock.

**6SA1, 6SA1-T, 6SD1, QD-170 & QD-170T (8.4L 6 cyl.)**

*Use circulation heater.*



**E-120 (733 CID 6 cyl.), 6RB-1 (839 CID 6 cyl.)**

Part No.	Watt	Volt	Diameter	Type	Repl. Cord
8602220	1250	120	45mm	Freeze Plug	3600008



**Installation Information:** Replace 45mm plug on Rear face or back – right side. Point element DOWN.

Agricultural, Heavy Duty, Off Road & Industrial Applications

**ISUZU – CONTINUED**

**QD-27 (2AB1), QT-15 (2KC1), 2AA1 (2 Cylinder)**

Part No.	Watt	Volt	Diameter	Type	Repl. Cord
3100067	400	120	45mm	Freeze Plug	3600006



**Installation Information:** All except QT-15: Install Left Side (LS). Point element UP.  
QT-15: Install in back of head. Point element 10 o'clock.

**QD-40 (3AB1 108 CID) (3 Cylinder)**

Part No.	Watt	Volt	Diameter	Type	Repl. Cord
3100068	400	120	45mm	Freeze Plug	3600006



**Installation Information:** Install in Left Side (LS). Point element 6 o'clock.

**QD-60, C240, C201, C223 (144, 137 CID)**

Part No.	Watt	Volt	Diameter	Type	Repl. Cord
3100068	400	120	45mm	Freeze Plug	3600006



**Installation Information:** Install in Left Side (LS). Position element 6 o'clock.

**QD-90, 4BB1 (219 CID 4 cyl.)**

Part No.	Watt	Volt	Diameter	Type	Repl. Cord
3100065	600	120	45mm	Freeze Plug	3600006



**Installation Information:** Install in back of head. Point element 1 o'clock. Not for use on Isuzu 4JJ engines.

**QT-23 (3KC-1 87 CID), QT-35 (3KR-1-60 87 CID), 3AA (3 Cylinder)**


Part No.	Watt	Volt	Diameter	Type	Repl. Cord
3100067	400	120	45mm	Freeze Plug	3600006



**Installation Information:** All except 3AA: Install in back of head. Point element 10 o'clock.  
3AA: Install in Left Side (LS). Point element 6 o'clock.

**QT-23 (3KC-1)**

Part No.	Watt	Volt	Diameter	Type	Repl. Cord
3100026	400	120	35mm	Freeze Plug	3600006



**Installation Information:** Install in Left Front (LF). Point element 9 o'clock.

**QD-130 (6BB1 329 CID 6 cyl.)**

Part No.	Watt	Volt	Diameter	Type	Repl. Cord
3100065	600	120	45mm	Freeze Plug	3600006



**Installation Information:** Install in back of head. Point element 1 o'clock. Not for use on Isuzu 4JJ engines.

**IVECO**

**Z100 (F5L-912 Deutz air cooled engine)**

Part No.	Watt	Volt	Diameter	Type	Repl. Cord
3400014	500	120	6" x 6" (15.2cm <sup>2</sup> )	Clamp-On	3600001



**Installation Information:** Clamp-On type heater. Engine may also use M22 x 1.5 threaded oil pan heater – see page 83.

**Z110, Z120, Z220, Z340 (335 CID)**

Part No.	Watt	Volt	Diameter	Type	Repl. Cord
8600333	1000	120	42mm x 1.5	Immersion	3600008



**Installation Information:** Install in 42mm threaded opening on Right rear of engine.  
**Available Service Parts:** Hex Nut (8602999), Plate Gasket (8603650)



**50, 60, 70, 730 Series A, B, D, G**

Part No.	Watt	Volt	Diameter	Type	Repl. Cord
3100093	400	120	3/4" NPT	Immersion	3600003



**Installation Information:** Install in bottom of water jacket. Circulation heater is acceptable alternative.

**1020, 2020, 3010, 3020, 4000, 4010, 4020**

Part No.	Watt	Volt	Diameter	Type	Repl. Cord
3200004	600	120	1-3/4"	LRHH	3600047



**Installation Information:** Lower radiator hose heater. Circulation heater is acceptable alternative.

**2010**

Part No.	Watt	Volt	Diameter	Type	Repl. Cord
3200003	600	120	1-1/2"	LRHH	3600047



**Installation Information:** Lower radiator hose heater. Circulation heater is acceptable alternative.

**3029**

Part No.	Watt	Volt	Diameter	Type	Repl. Cord
3100093	400	120	3/4" NPT	Immersion	3600003



**Installation Information:** Replaces 3/4" pipe plug on rear face of engine.

**4230, 4430, 4440, 4630, 6030, 7020, 7520**

(Tractors manufactured prior to 1976 without large hex plug)

Part No.	Watt	Volt	Diameter	Type	Repl. Cord
8602050	1000	120	2"	Freeze Plug	3600024



**Installation Information:** Install in Left Side (LS). Point element UP. Circulation heater is acceptable alternative.

**6105, 6125**

Part No.	Watt	Volt	Diameter	Type	Repl. Cord
3500013	1500	120	1" NPT	Immersion	3600008



**Installation Information:** Installs in oil cooler housing.

**6404, 6466, 6619**

(Engines featuring smooth bore core hole – engines manufactured prior to 1976)

Part No.	Watt	Volt	Diameter	Type	Repl. Cord
8602050	1000	120	2"	Freeze Plug	3600024



**Installation Information:** Replace 2" diameter core hole on Left side of engine.

**Power Tech: 4045, 6068**

Part No.	Watt	Volt	Diameter	Type	Repl. Cord
3500020	1000	120	1-5/8" THUD	Immersion	3600008



**Installation Information:** Replace 1-5/8" threaded plug on Right side of engine.

**Series 250 PowerTech: 4024 PowerTech (2.4L, 4 Cyl.) & 5030 PowerTech (3.0L, 5 Cyl.)**

Part No.	Watt	Volt	Diameter	Type	Repl. Cord
3500089	600	120	1.25"	Freeze Plug	N/A



**Installation Information:** Replace 1.25" diameter core hole on Left side of engine, near the starter.

**JOHN DEERE – CONTINUED**

**Series 300 (3029, etc.)**

Part No.	Watt	Volt	Diameter	Type	Repl. Cord
3500045	1000	120	1" NPT	Immersion	3600008
3500152	1000	<b>240</b>	1" NPT	Immersion	8608377



**Installation Information:** Install in Left rear face of block.

**Series 300: 3164, 3179, 4039, 4045, 4219, 4239, 4276, 6059, 6068, 6329, 6359, 6414**

Part No.	Watt	Volt	Diameter	Type	Repl. Cord
8603596	1000	120	3/4" NPT	Immersion	3600024



**Installation Information:** Replace 3/4" pipe plug on rear face of engine. Some engines (manufactured in 1987 and later) may require a 1" x 3/4" reducer bushing.

**Series 300: 3164, 4039, 4045, 4219, 4239, 4276, 6329, 6359, 6414, 6059, 6068**  
**Series 400: 6076, 6081, 6101, 6414, 6466, 6619**

Part No.	Watt	Volt	Diameter	Type	Repl. Cord
3500029	1000	120	1-5/8" THUD	Immersion	3600008



**Installation Information:** Replaces 1-5/8" threaded plug on Left side of engine.

**Series 350 PowerTech Plus iT4 (Interim Tier 4): 4045 PowerTech Plus iT4 (4.5L, 4 Cyl.) & 6068 PowerTech Plus iT4 (6.8L, 6 cyl.)**

Part No.	Watt	Volt	Diameter	Type	Repl. Cord
3500069	1000	120	27mm	Immersion	3600008



**Installation Information:** Right Rear (RR).

**All tractors (manufactured 1977 and later featuring large hex plug on side of engine)**

Part No.	Watt	Volt	Diameter	Type	Repl. Cord
3500029	1000	120	1-5/8" THUD	Immersion	3600008



**Installation Information:** Install in Left Side (LS). Point element UP. Circulation heater is acceptable alternative.

**KOMATSU**

**4D95 (2.9L 164 CID)**

Part No.	Watt	Volt	Diameter	Type	Repl. Cord
3100046	400	120	40mm	Freeze Plug	3600006



**Installation Information:** Replace 40mm core plug on Left rear of engine.

**Note:** May not fit all engines due to block thickness. Maximum 5/18" (15.8mm) thickness.

**SA6D107**

Part No.	Watt	Volt	Diameter	Type	Repl. Cord
3100046	400	120	40mm	Freeze Plug	3600006



**Installation Information:** Replace 40mm core plug.

**SA6D125 (624 CID)**

Part No.	Watt	Volt	Diameter	Type	Repl. Cord
8600880	1500	120	1-3/4" THD	Immersion	3600008
8600813	1000	120	1-3/4" THD	Immersion	3600008



**Installation Information:** Replaces threaded core plug on Right side of engine.

**S4D106-1**

Part No.	Watt	Volt	Diameter	Type	Repl. Cord
3100003	400	120	1" NPT	Freeze Plug	3600001



**Installation Information:** Left Center (LC)

## KOMATSU – CONTINUED

### S6D-95L & SA6D-95L (298 CID)

Part No.	Watt	Volt	Diameter	Type	Repl. Cord
3100082	600	120	40mm	Freeze Plug	3600006
3100010	600	120	30mm	Freeze Plug	3600005



**Installation Information:** 3100082: Install in Left Rear (LR). Point element UP.  
3100010: Insert at 3 o'clock and rotate to 4 o'clock.

### S6D140, SA6D140

(Example: WA500 loader)

Part No.	Watt	Volt	Diameter	Type	Repl. Cord
8605602	1500	120	1-3/8"	Immersion	3600008
8600880	1500	120	1-3/4" THD	Immersion	3600008



**Installation Information:** 8605602: Replace 3RD core plug on right side of engine.  
2001 and newer use 8600880: Replaces threaded core plug on right side of engine.

### S6D170, SA6D170

(Example: WA600 loader)

Part No.	Watt	Volt	Diameter	Type	Repl. Cord
8602301	1500	120	Plate	Immersion	3600008



**Installation Information:** Install in rectangular water jacket access plate (6-bolt) located on the Right side of engine – rear. Requires removal of engine side plate and hole to be drilled for heater installation.

## KUBOTA

### B Series

(Except 2 cylinder)

Part No.	Watt	Volt	Diameter	Type	Repl. Cord
3100093	400	120	3/4" NPT	Immersion	3600003



**Installation Information:** Install in Right Front (RF). Use 1" x 3/4" pipe bushing.

### L Series

Part No.	Watt	Volt	Diameter	Type	Repl. Cord
3100093	400	120	3/4" NPT	Immersion	3600003



**Installation Information:** Install in Right Front (RF). Use 1" x 3/4" pipe bushing.

### M Series (3 & 4 cyl.)

Part No.	Watt	Volt	Diameter	Type	Repl. Cord
3100093	400	120	3/4" NPT	Immersion	3600003



**Installation Information:** Install in front.

### D600, D640, WG600, D662, D722\*, DG750, DF750, WG750

(Super Mini/New Super Mini 3 cyl.)

Part No.	Watt	Volt	Diameter	Type	Repl. Cord
3100099	400	120	30mm	Freeze Plug	3600004



**Installation Information:** Install in back of head.

\*Kubota D722: use 3100099 on Tier 2 or older; use 3100132 on newer D722 (needs a pound in heater due to change in valve cover).

**D650, D750, D850, DH850, D950 (3 cyl.)**

Part No.	Watt	Volt	Diameter	Type	Repl. Cord
3100093	400	120	3/4" NPT	Immersion	3600003



**Installation Information:** Install in Right Front (RF). Use 1" x 3/4" pipe bushing.

**D850 – V1200 Models (70mm Stroke)**

Part No.	Watt	Volt	Diameter	Type	Repl. Cord
2204320	400	115	35mm	Freeze Plug	3600083



**Installation Information:** Crankcase, inlet side under fuel injection pump, tapered head

**05 Series Installation:** Crankcase, exhaust side, threaded plug, tapered head

**D1102, D1302, D1402, D1403, D1703, D1803, D2203, D2403 (3 cyl.)**

Part No.	Watt	Volt	Diameter	Type	Repl. Cord
3100025	400	120	35mm	Freeze Plug	3600006



**Installation Information:** Install in back of head. Point element 2 o'clock.

**D3000B, D3200B (3 cyl.)**

Part No.	Watt	Volt	Diameter	Type	Repl. Cord
3100003	400	120	1" NPT	Immersion	3600001



**Installation Information:** Install in front.

**S2800 (6 cyl.), F2803 (5 cyl.)**

Part No.	Watt	Volt	Diameter	Type	Repl. Cord
3100025	400	120	35mm	Freeze Plug	3600006



**Installation Information:** Install in back of head.

**Super 5 Series: D905, DH905, D1005, DH1005, D1105, V1205, VH1205, V1305, VH1305, V1505**

Part No.	Watt	Volt	Diameter	Type	Repl. Cord
3100003	400	120	1" NPT	Immersion	3600001



**Installation Information:** Install in Left Front (LF).

**V800**

(Super Mini/New Super Mini 4 cyl.)

Part No.	Watt	Volt	Diameter	Type	Repl. Cord
3100099	400	120	30mm	Freeze Plug	3600004



**Installation Information:** Install in back of head.

**V1100, VH1100, V1200 (4 cyl.)**

Part No.	Watt	Volt	Diameter	Type	Repl. Cord
3100093	400	120	3/4" NPT	Immersion	3600003



**Installation Instructions:** Install in Right Front (RF). Use 1" x 3/4" pipe bushing.

**V1505**

Part No.	Watt	Volt	Diameter	Type	Repl. Cord
3100093	400	120	3/4" NPT	Immersion	3600008



**Installation Instructions:** Install in open port closest to center of engine.

**V1702, V1703, V1902, V1903, V2003, V2003T, V2203 (4 cyl.)**

Part No.	Watt	Volt	Diameter	Type	Repl. Cord
3100025	400	120	35mm	Freeze Plug	3600006



**Installation Information:** Install in back of head. Point element 2 o'clock.

Agricultural, Heavy Duty, Off Road & Industrial Applications

**KUBOTA – CONTINUED**

**V2607, V3307, V3600, V3800**

Part No.	Watt	Volt	Diameter	Type	Repl. Cord
3500120	400	120	1" NPT	Immersion	3600110



**Installation Information:** Replaces 1" NPT pipe plug.

**V3300**

Part No.	Watt	Volt	Diameter	Type	Repl. Cord
3100093	400	120	3/4" NPT	Immersion	3600003



**Installation Information:** Install in Right Front (RF). Use 1" x 3/4" pipe bushing.

**V4000B, V4300B (3 cyl.)**

Part No.	Watt	Volt	Diameter	Type	Repl. Cord
3100003	400	120	1" NPT	Immersion	3600001



**Installation Information:** Install in front.

**Z400, Z482, D722\***

(Super Mini/New Super Mini 2 cyl.)

Part No.	Watt	Volt	Diameter	Type	Repl. Cord
3100099	400	120	30mm	Freeze Plug	3600004



**Installation Information:** Install in back of head.

\*Kubota D722: use 3100099 on Tier 2 or older; use 3110108 on newer D722 (needs a pound in heater due to change in valve cover).

**Z600 & ZH600**

(Super Mini/New Super Mini 2 cyl.)

Part No.	Watt	Volt	Diameter	Type	Repl. Cord
3100093	400	120	3/4" NPT	Immersion	3600003



**Installation Information:** Install Right Front (RF). Use 1" x 3/4" pipe bushing.

**Z602-D902-WG, DF, DG972**

(Super Mini 02 Series 73.6mm Stroke)

Part No.	Watt	Volt	Diameter	Type	Repl. Cord
3100132	400	155	30mm	Freeze Plug	3600083



**Installation Information:** Rear of cylinder head in rear frost plug hole, knock in type, tapered body

**LISTER-PETTER**

**LPW Series** (1994 & newer 56 CID 2 cyl., 85 CID 3 cyl., 113 CID 4 cyl.)

Part No.	Watt	Volt	Diameter	Type	Repl. Cord
3100077	400	120	1-1/4"	Freeze Plug	3600004



**Installation Information:** Install between cylinders. Point element UP or DOWN.

**LOMBARDINI**

**CHD Series: LDW1503, LDW1603 (3 cyl.), LDW2004, LDW2204, LDW2004T (4 cyl.)**

Part No.	Watt	Volt	Diameter	Type	Repl. Cord
3100096	400	120	30mm	Freeze Plug	3600004



**Installation Information:** Install in Left Side (LS). Point element 3 or 9 o'clock.

Agricultural, Heavy Duty, Off Road & Industrial Applications

**LOMBARDINI – CONTINUED**

**LDW602, LDW702** (2 cyl.), **LDW903, LDW1003** (3 cyl.),  
**FOCS Series 1204, LDW1404, LDW1204T** (4 cyl.)

Part No.	Watt	Volt	Diameter	Type	Repl. Cord
3200002	375	120	1-1/4"	LRHH	3600047

**Installation Information:** Lower radiator hose heater.



**MACK**

**865 Series, 866 & 1000 Series, EM9-400** (998 CID), **E9**

Part No.	Watt	Volt	Diameter	Type	Repl. Cord
3500043	1000	120	3/4" NPT	Immersion	3600008
8600988	1000	<b>240</b>	3/4" NPT	Immersion	8608377
8601011	1500	120	3/4" NPT	Immersion	3600008
8601054	1500	<b>240</b>	3/4" NPT	Immersion	8608377

**Installation Information:** Installs in oil cooler casting. Two heaters are required.  
 Engine may also accept oil pan heater 8609683, 8609659, 8609713 (requires 1" x 1/2" bushing to reduce port size). See threaded immersion heater page for specifications.



**ASET Engine Series** (AI, AC + AMI) (12.0L) (2004-2006)

**E7 & EM7** (12.0L) Example: EM7-300, E7-350

Part No.	Watt	Volt	Diameter	Type	Repl. Cord
8607206	1500	120	1-3/8"	Freeze Plug	3600008
8607184	1500	<b>240</b>	1-3/8"	Freeze Plug	8608377

**Installation Information:** Replace 1-3/8" core plug on Right side of block – front or rear face.  
**Available Service Parts:** O-Ring (3600059) 10 pack.



**E3 Midliner** (5.5L 335 CID, 6.2L), **E5** (8.8L 537 CID)

Part No.	Watt	Volt	Diameter	Type	Repl. Cord
8600317	1000	120	Plate	Immersion	3600008
8600384	1500	120	Plate	Immersion	3600008
8600414	1500	<b>240</b>	Plate	Immersion	8608377

**Installation Information:**  
**E3:** Replace plug in rear face of block (MS200 serial numbers 1915 and higher).  
**E5:** Install in oil cooler water feed pipe (MS300 serial numbers 60131 and higher).  
**Available Service Parts:** Hex Nut (8602999), Element Gasket (8603650)




**E6** (672 CID 6 cyl.)

(Engines with smooth bore freeze plug. Example: EM6300, E6350, EM6237)

Part No.	Watt	Volt	Diameter	Type	Repl. Cord
8609748	1500	120	1-3/4"	Freeze Plug	3600008
8609772	1500	<b>240</b>	1-3/4"	Freeze Plug	8608377

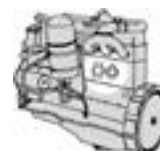
**Installation Information:** Replaces 1-3/4" freeze plug on side of engine.  
**Available Service Parts:** O-ring and clamping device kit (3500003)



**E6, EM6** (threaded freeze plug models manufactured prior to August 1981)  
**END465** (1957 & later), **711, EN438, 504, 707, 673, 675, 676 Series**

Part No.	Watt	Volt	Diameter	Type	Repl. Cord
8600813	1000	120	1-3/4"	Immersion	3600008
8600880	1500	120	1-3/4"	Immersion	3600008
8600910	1500	<b>240</b>	1-3/4"	Immersion	8608377

**Installation Information:** Replaces 1-3/4" threaded plug on side of engine.  
**Available Service Parts:** Hex Nut (8602999), Element Gasket (8603650)



**Agricultural, Heavy Duty, Off Road & Industrial Applications**

**MACK – CONTINUED**

**END465 (1953-56), 672, 673, 711, EN438, 540, 707**

Part No.	Watt	Volt	Diameter	Type	Repl. Cord
8600759	1500	120	1-1/2" NPT	Immersion	3600008



**Installation Information:** Replace 1-1/2" pipe plug on side of engine.

**E-Tech (water pump mount)**

Part No.	Watt	Volt	Diameter	Type	Repl. Cord
3500051	1500	120	1-3/8"	Immersion	3600008
3500052	1500	<b>240</b>	1-3/8"	Immersion	8608377
3500070	1500	120	1-3/8"	Immersion	8608652



**Installation Information:** Mount in water pump.

**Available Service Parts:** O-Ring (3600059) 10 Pack. 3500070 includes 84" weatherproof cord and receptacle.

**MP7 (10.8L)**

Part No.	Watt	Volt	Diameter	Type	Repl. Cord
3500099	1000	120	25mm	Immersion	3600085
3500100	1500	120	25mm	Immersion	3600085
3500101	1500	<b>240</b>	25mm	Immersion	3600086



**Installation Information:** Right rear

**MP8 (12.8L)**

Part No.	Watt	Volt	Diameter	Type	Repl. Cord
3500102	1500	<b>240</b>	25mm	Immersion	3600086
3500115	1500	120	25mm	Immersion	3600085
3500104	1000	120	25mm	Immersion	3600085



**Installation Information:** Right front, in coolant pipe.

**MP10 (16.1L)**

Part No.	Watt	Volt	Diameter	Type	Repl. Cord
3500105	1500	120	62mm	Immersion	3600085
3500106	1000	120	62mm	Immersion	3600085



**Installation Information:** Right front

**MASSEY FERGUSON**

**1100**

Part No.	Watt	Volt	Diameter	Type	Repl. Cord
3200005	600	120	2"	LRHH	3600047



**Installation Information:** Lower radiator hose heater. Circulation heater is acceptable alternative.

**445P, 333, 444, 555, 88**

Part No.	Watt	Volt	Diameter	Type	Repl. Cord
3100054	600	120	1-5/8"	Freeze Plug	3600006



**Installation Information:** Install in Right Front (RF). Circulation heater is acceptable alternative.

**MF-35, 40, 50, 150, 203, 205, 235, 2135 & 2200 (AD3-152)**

Part No.	Watt	Volt	Diameter	Type	Repl. Cord
3100013	600	120	1-1/4"	Freeze Plug	3600022



**Installation Information:** Install in Right Side (RS). Point element DOWN. Circulation heater is acceptable alternative.

Agricultural, Heavy Duty, Off Road & Industrial Applications

**MASSEY FERGUSON – CONTINUED**

**MF-65, 165, 255, 302, 304, 365 & 3165 (AD4-203)**

Part No.	Watt	Volt	Diameter	Type	Repl. Cord
3100093	400	120	3/4" NPT	Immersion	3600003

**Installation Information:** Install in Left Side (LS). Circulation heater is acceptable alternative.



**MF-90, 1080, 1085 & 285 (A4-300)**

Part No.	Watt	Volt	Diameter	Type	Repl. Cord
3100093	400	120	3/4" NPT	Immersion	3600003

**Installation Information:** Replaces existing heater. Circulation heater is acceptable alternative.



**MF-175, 180 & 265 (AD4-236)**

Part No.	Watt	Volt	Diameter	Type	Repl. Cord
3100013	600	120	1-1/4"	Freeze Plug	3600022

**Installation Information:** Install in Left, 2ND from rear. Point element UP/DOWN. Circulation heater is acceptable alternative.



**MF-1100, 1105, 1130 & 1135 (A6-354)**

Part No.	Watt	Volt	Diameter	Type	Repl. Cord
3100013	600	120	1-1/4"	Freeze Plug	3600022

**Installation Information:** Install in Left, 2ND from rear. Point element UP. Circulation heater is acceptable alternative.



**MF-1140 & MF-1145 (1120, 1125 – 1240, 1250, 1260 Mfg. prior to mid 0's before serial #E50101)**

Part No.	Watt	Volt	Diameter	Type	Repl. Cord
3100066	400	120	1-3/4"	Freeze Plug	3600006

**Installation Information:** Install in Left Front (LF). Point element 3 o'clock.



**MF-1150, 1155 (AV510, 540)**

Part No.	Watt	Volt	Diameter	Type	Repl. Cord
3100003	400	120	1" NPT	Immersion	3600001

**Installation Information:** Install one heater in each side (two heaters required). Circulation heater is acceptable alternative.



**MF-3120, MF-3140**

Part No.	Watt	Volt	Diameter	Type	Repl. Cord
3100045	600	120	1-1/2"	Freeze Plug	3600007

**Installation Information:** Install in Right Rear (RR) or Right Front (RF). Point element 12 o'clock. Circulation heater is acceptable alternative.



**MERCEDES**

**Freightliner Sprinter Van 2.7L (2009 & Older)**

Part No.	Watt	Volt	Diameter	Type	Repl. Cord
3100105	500	120	38mm THD	Freeze Plug	N/A

**Installation Information:** Right Rear (RR). May need to heat existing plug to remove.



**MBE4000 Series/OM460 (2003 & Older)**

Part No.	Watt	Volt	Diameter	Type	Repl. Cord
3500080	1500	120	Plate	Immersion	3600008

**Installation Information:** 3500080 – Replace plate on right side (center). Point element 9 o'clock. Do not install on left side.



Agricultural, Heavy Duty, Off Road & Industrial Applications



**MERCEDES – CONTINUED**

**MBE4000 Series/OM4609 (2004 & Newer)**

Part No	Watt	Volt	Diameter	Type	Repl. Cord
3500082	1500	120	Plate	Immersion	3600008
3500083	1500	<b>240</b>	Plate	Immersion	8608377

**Installation Information:** Replaces plate on right side (center). Point element, 3 o'clock.



**MBE900 Series: OM904 & OM906**

Part No.	Watt	Volt	Diameter	Type	Repl. Cord
3500046	1000	120	60mm	Immersion	3600008

**Installation Information:** Installation in Right Rear (RR) core hole. Point element DOWN, 6 o'clock.



**MBE-HDEP 15.2 L**

Part No.	Watt	Volt	Diameter	Type	Repl. Cord
3500095	1500	120	27mm THD	Immersion	3600008

**Installation Information:** Installation in Right Rear (RR) core hole. Point element DOWN, 6 o'clock.



**MINNEAPOLIS MOLINE**

**JetStar 3 (gas & diesel 206 CID), U302 (gas 220 CID)**

Part No.	Watt	Volt	Diameter	Type	Repl. Cord
3500026	400	120	3/8" NPT	Immersion	N/A

**Installation Information:** Replaces existing heater. Circulation heater is acceptable alternative.



**M602, 604, 670, G705, 706, 900, 1000**

Part No.	Watt	Volt	Diameter	Type	Repl. Cord
3100038	600	120	1-1/2"	Freeze Plug	3600006

**Installation Information:** Replaces existing heater. Circulation heater is acceptable alternative.



**mitsubishi**

**4G32 & 4G33 (4 cyl.)**

Part No.	Watt	Volt	Diameter	Type	Repl. Cord
3100016	400	120	35mm	Freeze Plug	3600006

**Installation Information: 4G32:** Install in Left Center (LC). Point element 9 o'clock.

**4G33:** Install in Left Center (LC). Point element UP.



**4G52, 4G53, 4G54 (4 cyl. engines)**

Part No.	Watt	Volt	Diameter	Type	Repl. Cord
3100071	400	120	50mm	Freeze Plug	3600006

**Installation Information:** Install in Right Center (RS). Point element 3 o'clock.



**4G63 (2.0L 4 cyl.), 4G64 (2.4L 4 cyl.)**

Part No.	Watt	Volt	Diameter	Type	Repl. Cord
3100021	400	120	35mm	Freeze Plug	3600006

**Installation Information:** Install in Left Front (LF). Point element 3 o'clock.



**6G72 (3.0L)**

Part No.	Watt	Volt	Diameter	Type	Repl. Cord
3100055	600	120	1-5/8"	Freeze Plug	3600006

**Installation Information:** Install in Right Rear (RR). Point element 9 o'clock.



Agricultural, Heavy Duty, Off Road & Industrial Applications

**MITSUBISHI – CONTINUED**

**K3A & K3B (3 cyl.)**

Part No.	Watt	Volt	Diameter	Type	Repl. Cord
3100067	400	120	1-3/4"	Freeze Plug	3600006



**Installation Information:** Install in Right Side (RS). Point element UP.

**L3A (3 cyl.)**

Part No.	Watt	Volt	Diameter	Type	Repl. Cord
3100049	400	120	40mm	Freeze Plug	3600006



**Installation Information:** Install in Right Rear (RR). Point element 9 o'clock.

**S4L2 (4 cyl.)**

Part No.	Watt	Volt	Diameter	Type	Repl. Cord
3100078	400	120	35mm	Freeze Plug	3600006



**Installation Information:** Install Right Rear (RR). Point element 11 o'clock.

**S6E & S6E2 (6 cyl.)**

Part No.	Watt	Volt	Diameter	Type	Repl. Cord
3100078	400	120	35mm	Freeze Plug	3600006



**Installation Information:** Install in Left Rear (LR). Point element 3 o'clock.

**MITSUBISHI FUSO**

**4D31 (201 CID), 6D14 (400 CID), 6D31 (302 CID), 6D16 (460 CID)  
4M40 (2835cc SOHC), 4D36 (3567cc)**

Part No.	Watt	Volt	Diameter	Type	Repl. Cord
8604967	600	120	3/4" NPT	Immersion	N/A



**Installation Information:** Replaces 3/4" threaded plug on Left rear side of engine.

**MTU**

**Series 1100 (10.7L), Series 1300 (12.8L), Series 1500 (15.6L)**

Part No.	Watt	Volt	Diameter	Type	Repl. Cord
3500095	1500	120	27mm	Immersion	3600008



**Note:** 3500095 heater does not come with 3600008 cord. Order cord separately.

**Installation Information:** Left side of engine, M27x2 port to the right of oil filter housing below intake manifold.

**MWM MURPHY**

**D225 & D226 Series (2, 3, 4, 6 cyl.)**

Part No.	Watt	Volt	Diameter	Type	Repl. Cord
3100071	400	120	50mm	Freeze Plug	3600006



**Installation Information:** Replaces any freeze plug on Right side. Point element UP or DOWN.

**NISSAN**

**FD6 (5.6L 6 cyl.)**

Part No.	Watt	Volt	Diameter	Type	Repl. Cord
3100049	400	120	40mm	Freeze Plug	3600006



**Installation Information:** Install in Right Front (RF). Point element 3 o'clock.

**NISSAN – CONTINUED**

**H20, SD22, SD4-47 (2.2L), SD-25, A12 (1.2L), A15 (1.5L) (4 cyl. engines)**

Part No.	Watt	Volt	Diameter	Type	Repl. Cord
3100016	400	120	35mm	Freeze Plug	3600006

**Installation Information:** **H20:** Install in Left Front (LF) or Left Rear (LR). Point element UP. **SD-22, SD4-47, SD-25:** Install in Left Front (LF). Point element DOWN. **A15** install Left Front (LR) or Left Rear (LR) and point element 12 o'clock.



**H20-2, H25 (4 cyl. engines)**

Part No.	Watt	Volt	Diameter	Type	Repl. Cord
3100019	400	120	35mm	Freeze Plug	3600006

**Installation Information:** Install in Left Rear (LR). Point element 3 o'clock.



**LD-28 (2.8L 6 cyl.)**

Part No.	Watt	Volt	Diameter	Type	Repl. Cord
3100016	400	120	35mm	Freeze Plug	3600006

**Installation Information:** Install in 5TH, Left side. Point element 12 o'clock.



**P Series (4.0L 6 cyl.)**

Part No.	Watt	Volt	Diameter	Type	Repl. Cord
3100049	400	120	40mm	Freeze Plug	3600006

**Installation Information:** Install in Right Front (RF).



**SD-33 & SD6-72 (3.2L 6 cyl.)**

Part No.	Watt	Volt	Diameter	Type	Repl. Cord
3100023	400	120	35mm	Freeze Plug	3600006
3100108	400	120	35mm	Freeze Plug – 12" Cord	3600036

**Installation Information:** Install in 2ND and 4TH Left side. Two heaters are required. Point element 12 o'clock.



**TD42 (4 cyl.)**

Part No.	Watt	Volt	Diameter	Type	Repl. Cord
3100090	600	120	35mm	Freeze Plug	3600006

**Installation Information:** Install in Right Center (RC). Remove 3-bolt plate.



**Z24 (4 cyl.)**

Part No.	Watt	Volt	Diameter	Type	Repl. Cord
3100048	400	120	40mm	Freeze Plug	3600006

**Installation Information:** Install in Left Front (LF). Point element 12 o'clock.



**OLIVER**

**All Models (except 1265, 1365, 1900)**

Part No.	Watt	Volt	Diameter	Type	Repl. Cord
3500043	1000	120	3/4" NPT	Immersion	3600008

**Installation Information:** Install in cast elbow at front of engine – between radiator and engine block.




**PACCAR**

**MX-13**

Part No.	Watt	Volt	Diameter	Type	Repl. Cord
3500107	1500	120	26mm	Plate	3600008

**Installation Information:** Right Front (RF).



Agricultural, Heavy Duty, Off Road & Industrial Applications

**PACCAR – CONTINUED**

**PX-6, PX-7 (6.7L)**

Part No.	Watt	Volt	Diameter	Type	Repl. Cord
3500022	750	120	3/4" NPT	Immersion	3600008



**Installation Information:** Installs in 3/4" NPT port to rear of oil cooler.

**PX-8, PX-9 (8.3L)**

Part No.	Watt	Volt	Diameter	Type	Repl. Cord
3500032	1000	120	3/4" NPT	Immersion	3600008



**Installation Information:** Installs in upper 3/4" port to front of oil cooler.

**PERKINS**

**3-152 (C Series 3 cyl.), 900 Series (CN)**

Part No.	Watt	Volt	Diameter	Type	Repl. Cord
3100013	600	120	1-1/4"	Freeze Plug	3600022



**Installation Information:** Install in Right Side (RS). Point element 6 o'clock.

**4-108 (E Series 4 cyl.), 4-236 (LD 4 cyl.), 4-248 (LF 4 cyl.), 4-248-2 (LG 4 cyl.)**

Part No.	Watt	Volt	Diameter	Type	Repl. Cord
3100013	600	120	1-1/4"	Freeze Plug	3600022



**Installation Information:** Install in Left, 2ND from rear. Point element UP or DOWN.

**4-135 (GB Series 4 cyl.)**

Part No.	Watt	Volt	Diameter	Type	Repl. Cord
3100023	400	120	35mm	Freeze Plug	3600006
3100108	400	120	35mm	Freeze Plug – 12" Cord	3600036



**Installation Information:** Install in Right Side (RS). Point element UP or DOWN.

**4-154 (4 cyl.)**

Part No.	Watt	Volt	Diameter	Type	Repl. Cord
3100010	400	120	30mm	Freeze Plug	3600005



**Installation Information:** Install in Left Side (LS). Point element UP or DOWN.

**4-203 (J Series 4 cyl.)**

(Engines with no starter obstructions)

Part No.	Watt	Volt	Diameter	Type	Repl. Cord
3100093	400	120	3/4" NPT	Freeze Plug	3600003



**Installation Information:** Install in Left Side (LS). Point element UP or DOWN.

**4-236 (4 cyl.) (Engines with larger core hole)**

Part No.	Watt	Volt	Diameter	Type	Repl. Cord
3100027	600	120	35mm	Freeze Plug	3600006



**Installation Information:** Install in Left side – 2ND from rear.

**6-354 (alternate), NA-120 (6 cyl.)**

Part No.	Watt	Volt	Diameter	Type	Repl. Cord
3500027	750	120	Plate	Immersion	3600008



**Installation Information:** Install in back of head.

Agricultural, Heavy Duty, Off Road & Industrial Applications

**PERKINS – CONTINUED**

**103.06** (KB 3 cyl.), **103.07** (KL 3 cyl.), **103.09** (KC 3 cyl.), **103.10** (KD 3 cyl.)

Part No.	Watt	Volt	Diameter	Type	Repl. Cord
3100016	400	120	35mm	Freeze Plug	3600006



**Installation Information:** Install in Left Front (LF). Point element 6 o'clock.

**103.12** (KG 3 cyl.), **103.13** (KH 3 cyl.), **103.15** (KE/KJ 3 cyl.)

Part No.	Watt	Volt	Diameter	Type	Repl. Cord
3100049	400	120	40mm	Freeze Plug	3600006



**Installation Information:** Install in Left Front (LF). Point element 6 o'clock.

**104.19** (KF/KK 4 cyl.), **104.22** (KR 4 cyl.)

Part No.	Watt	Volt	Diameter	Type	Repl. Cord
3100049	400	120	40mm	Freeze Plug	3600006



**Installation Information:** Install in Left Front (LF). Point element 6 o'clock.

**200 Series: 204.25** (GD 4 cyl.), **204.30** (GE 4 cyl.)

Part No.	Watt	Volt	Diameter	Type	Repl. Cord
3100086	400	120	30mm	Freeze Plug	3600004



**Installation Information:** Install in Left Side (LS).

**400 Series (4.41, T4.40), 4.0L**

Part No.	Watt	Volt	Diameter	Type	Repl. Cord
3100045	600	120	1-1/2"	Freeze Plug	3600007



**Installation Information:** Right Side (RS), point element UP.

**540** (8 cyl.)

Part No.	Watt	Volt	Diameter	Type	Repl. Cord
3100003	400	120	1" NPT	Immersion	3600001



**Installation Information:** Install one heater in each side.

**640** (Z Series 8 cyl.)

Part No.	Watt	Volt	Diameter	Type	Repl. Cord
8605556	1500	120	1" NPT	Immersion	3600008



**Installation Information:** Install in Left Rear (LR).

**700 Series 704.30** (4A 4 cyl.), **704.30T** (4C 4 cyl.), **704.26** (4C 4 cyl.)

Part No.	Watt	Volt	Diameter	Type	Repl. Cord
3100101	400	120	50mm	Freeze Plug	3600006



**Installation Information:** Install in back of head. Point element 4 o'clock.

**854**

Part No.	Watt	Volt	Diameter	Type	Repl. Cord
3100117	600	120	40mm	Freeze Plug	3600006



**Installation Information:** Left Center (LC).

**1004** (A Series 4 cyl.) (D Series 4 cyl.)

Part No.	Watt	Volt	Diameter	Type	Repl. Cord
3100045	600	120	1-1/2"	Freeze Plug	3600007



**Installation Information:** Install in Right Rear (RR) or Right Front (RF). Point element 12 o'clock.

Agricultural, Heavy Duty, Off Road  
& Industrial Applications

**PERKINS – CONTINUED**

**1006** (Y Series 6 cyl.)

Part No.	Watt	Volt	Diameter	Type	Repl. Cord
3100045	600	120	1-1/2"	Freeze Plug	3600007



**Installation Information:** Install in Right Rear (RR), or Right Front (RF). Point element 12 o'clock.

**1104** (C Series 4 cyl.) (D Series)

Part No.	Watt	Volt	Diameter	Type	Repl. Cord
3500084	750	120	1-1/4"	Freeze Plug	3600008



**Installation Information:** Only use 3500084 when replacing existing freeze plug. 3500145 is recommended for all new installations. Install 3500145 Left Center (LC). Install 3500084 Right Rear (RR) or Right Front (RF) with element at 3 o'clock.

**1104 Tier 4, 1204**

Part No.	Watt	Volt	Diameter	Type	Repl. Cord
3500145	600	120	3/4" NPT	Immersion	3600100



**Installation Information:** Left Center (LC).

**1106D, 1206E** (2006 and Newer)

Part No.	Watt	Volt	Diameter	Type	Repl. Cord
3500087	1000	120	1-1/4"	Immersion	3600008



**Installation Information:** Install in Right Rear (RR).

**N Series: 4-300** (4 cyl.), **4-318** (4 cyl.)

Part No.	Watt	Volt	Diameter	Type	Repl. Cord
3100093	400	120	3/4" NPT	Immersion	3600003



**Installation Information:** Install in Left Side (LS).

**T Series: 6-354** (6 cyl.), **6-354.4** (4 cyl.), **6-372** (4 cyl.)

Part No.	Watt	Volt	Diameter	Type	Repl. Cord
3100013	600	120	1-1/4"	Freeze Plug	3600022



**Installation Information:** Install in Right Rear (RR). Point element 12 o'clock.

**PEUGEOT**

**1.6L**

Part No.	Watt	Volt	Diameter	Type	Repl. Cord
3500147	400	120	N/A	Manifold Plug	N/A



**Installation Information:** Replaces Manifold Drain Plug.

**TOYOTA**

**2F** (4.2L 6 cyl.)

Part No.	Watt	Volt	Diameter	Type	Repl. Cord
3100071	400	120	50mm	Freeze Plug	3600006



**Installation Information:** Install in Left Rear (LR). Point element 9 o'clock.

**3F**

Part No.	Watt	Volt	Diameter	Type	Repl. Cord
3100101	400	120	50mm	Freeze Plug	3600006



**Installation Information:** Install in Left Rear (LR). Point element at 45° angle.

Agricultural, Heavy Duty, Off Road & Industrial Applications

**TOYOTA – CONTINUED**

**4Y (2.2L 4 cyl.)**

Part No.	Watt	Volt	Diameter	Type	Repl. Cord
3100019	400	120	35mm	Freeze Plug	3600006

**Installation Information:** Install in Left Rear (LR). Point element 3 or 9 o'clock.



**5R (1.9L 4 cyl.), 2J (2.5L diesel)**

Part No.	Watt	Volt	Diameter	Type	Repl. Cord
3100071	400	120	50mm	Freeze Plug	3600006

**Installation Information:** Install in Left Front (LF) or Left Rear (LR). Point element 12 o'clock.



**UD TRUCK**

**FD35T (3.5L 6 cyl.)**

Part No.	Watt	Volt	Diameter	Type	Repl. Cord
3100012	600	120	30mm	Freeze Plug	3600004

**Installation Information:** Replaces 30mm freeze plug on Right front of engine. Install element 3 o'clock.



**FD46TA**

Part No.	Watt	Volt	Diameter	Type	Repl. Cord
3100103	400	120	40mm	Freeze Plug	3600006

**Installation Information:** Install in Left Rear (LR) above fuel pump.



**FE6 & FE6T (6.9L 6 cyl.)**

Part No.	Watt	Volt	Diameter	Type	Repl. Cord
8602441	1000	120	40mm	Freeze Plug	3600008

**Installation Information:** Replaces 40mm freeze plug on Right side of engine – 2ND from rear. Install element 5 o'clock.



**NE6 & NE6T (7.4L 6 cyl.)**

Part No.	Watt	Volt	Diameter	Type	Repl. Cord
8602492	1500	120	50mm	Freeze Plug	3600008

**Installation Information:** Replaces 50mm freeze plug on Left rear of engine.



**TD42T**

Part No.	Watt	Volt	Diameter	Type	Repl. Cord
3100090	600	120	35mm	Immersion	3600006

**Installation Information:** Install in Right Center (RC) of oil cooler. Remove 3-hole plate.



**VOLKSWAGEN**

**1588cc (049.6 & 068.5 4 cyl.)**

Part No.	Watt	Volt	Diameter	Type	Repl. Cord
3100034	400	120	36.5mm	Freeze Plug	3600016

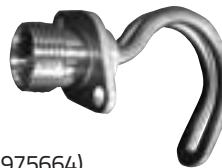
**Installation Information:** Install in Right Center (RC). Point element 6 o'clock.



**VOLVO**

**D11 (10.8L)**

Part No.	Watt	Volt	Diameter	Type	Repl. Cord
3500099	1000	120	25mm	Immersion	3600085
3500100	1500	120	25mm	Immersion	3600085
3500101	1500	<b>240</b>	25mm	Immersion	3600086



**Installation Information:** Right Rear (Contact Volvo dealer for Replacement O'Ring P/N 975664).

**D13 (12.8L)**

Part No.	Watt	Volt	Diameter	Type	Repl. Cord
3500102	1500	<b>240</b>	25mm	Immersion	3600086
3500115	1500	120	25mm	Immersion	3600085
3500104	1000	120	25mm	Immersion	3600085



**Installation Information:** Right Front (RF) in coolant pipe. (Contact Volvo dealer for Replacement O-ring (975664)).

**D16 (16.1L)**

Part No.	Watt	Volt	Diameter	Type	Repl. Cord
3500105	1500	120	62mm	Immersion	3600085
3500106	1000	120	62mm	Immersion	3600085



**Installation Information:** Right front

**VE-D7**

Part No.	Watt	Volt	Diameter	Type	Repl. Cord
3500041	1500	120	1-3/4"-18	Immersion	3600008



**Installation Information:** Replace plug on Left Rear of engine. Reuse existing seal. Point element at 1 o'clock.

**VED-12 (2002 & Newer)**

Part No.	Watt	Volt	Diameter	Type	Repl. Cord
3500090	1000	120	Plate	Immersion	3600008
3500091	1500	120	Plate	Immersion	3600008



**Installation Information:** Mount below turbocharger at the Right Center (RC) of engine.

**VED-12 (Engines manufactured prior to 2002)**

Part No.	Watt	Volt	Diameter	Type	Repl. Cord
3500039	1000	120	Plate	Immersion	3600008
8607702	1500	120	Plate	Immersion	3600008



**Installation Information:** Mount below turbocharger at the Right Center (RC) of engine.

**TD60 & TD61 (334 CID), TD70 & TD71 (409 CID), TD73 (427 CID), TD100 & TD101, VE10 (586 CID), TD120, TD121, TD122, TD123 (732 CID)**

Part No.	Watt	Volt	Diameter	Type	Repl. Cord
8600252	1000	120	44mm	Immersion	3600008
8600287	1500	120	44mm	Immersion	3600008
8600309	1500	<b>240</b>	44mm	Immersion	8608377



**Installation Information:** Replaces 44mm threaded plug on Left Front (LF) of engine. Point element at 4 or 5 o'clock.

Agricultural, Heavy Duty, Off Road & Industrial Applications



**YANMAR**

**3T72HLE (3 cyl.)**

Part No.	Watt	Volt	Diameter	Type	Repl. Cord
3100003	400	120	1" NPT	Immersion	3600001

**Installation Information:** Install in Left Front (LF).



**3TN66, 3TN72 (3 cyl.)**

Part No.	Watt	Volt	Diameter	Type	Repl. Cord
3500001	400	120	Plate	Immersion	3600003

**Installation Information:** Install in Right Rear (RR).



**4TN82E & 4TNE98 (4 cyl.)**

Part No.	Watt	Volt	Diameter	Type	Repl. Cord
3100003	400	120	1" NPT	Immersion	3600001

**Installation Information:** Install in Left Center (LC).



**YYDXL4.4 1 D4T**

Part No.	Watt	Volt	Diameter	Type	Repl. Cord
3100003	400	120	1" NPT	Freeze Plug	3600001

**Installation Information:** Install in Left Center (LC).



**ZETOR**

**All Models – except 278 (4.5L) & 417 (6.8L)**

Part No.	Watt	Volt	Diameter	Type	Repl. Cord
3100065	600	120	1-3/4"	Freeze Plug	3600006

**Installation Information:** Install in Left Rear (LR). Point element UP.



**NOTE:** See page 80-81 for Universal Coolant Heater and Oil Pan Heater applications.

# OIL PAN & TRANSMISSION HEATERS

## THREADED IMMERSION HEATERS (STAINLESS)



- Easy to spec: Not model specific! Measure space and determine threading at installation location.
- 10 watts of power per quart of oil
- Keeps oil warm and free flowing for instant lubrication
- Stainless steel element – Low watt density heating for long life in oil and hydraulic fluid applications
- For use in oil or coolant for oil pans, transmissions, hydraulic systems, etc.



Part No.	Voltage	Wattage	Thread Size	Element Length	Thermostat Included	Replacement Cordset
2201712	120	150	1/2" NPT	7-3/4" (19.5cm)	3600002	3600002
8609624	120	150	1/2" NPT	5" (12.7cm)	-	3600008
2204274*	120	150	1" NPT	6-5/8" (16.6cm)	3600015	3600015
2200635	120	150	1" NPT	5-5/8" (14.2cm)	3600015	3600015
8609802	120	150	1" NPT	6" (15.2cm)	8609845	3600008
3500006	120	150	1-1/16" – 12 STOR	5" (12.7cm)	-	3600008
3500085	120	150	1-5/16" – 12 STOR	5" (12.7cm)	-	3600008
3500047	120	150	M22 x 1.5	7" (17.8cm)	-	-
8602859	120	150	M22 x 1.5	3-1/2" (8.9cm)	8602794	3600008
3500071	120	150	M25 x 1.5	3-1/2" (8.9cm)	-	3600008
3500094	120	150	M27 x 2	3-1/2" (8.9cm)	-	3600008
8609683	120	300	1/2" NPT	5" (12.7cm)	-	3600008
2201968	120	300	3/4" NPT	11-1/8" (28.2cm)	3600015	3600015
8603243	120	300	3/4" NPT	5-1/2" (13.9cm)	-	3600008
8609861	120	300	1" NPT	6" (15.2cm)	8609853	3600008
2202662	120	300	1" NPT	6" (15.2cm)	-	-
3500079	120	300	1-5/16" STOR	5" (12.7cm)	-	3600008
8602913	120	300	M22 x 1.5	5-1/2" (13.9cm)	8602905	3600008
3500093	120	300	M27 x 2	5-1/2" (13.9cm)	-	3600008
8609713	120	450	1/2" NPT	7-1/2" (19cm)	-	3600008
3500049	120	450	M27 x 2	7-1/4" (18.4cm)	-	3600008
8609098	120	1000	1" NPT	9-1/2" (24cm)	-	3600008
8609837	240	150	1" NPT	6" (15.2cm)	-	-
3500086	240	150	1-5/16" – 12 STOR	5" (12.7cm)	-	-
8609659	240	300	1/2" NPT	5" (12.7cm)	-	-
3500078	240	300	1-5/16" STOR	5" (12.7cm)	-	-

\*Welding flange included. Designed for Caterpillar 3406 with BrakeSaver

**Note:** To prevent potential damage to heater and fluid, oil pan heaters should only be used to keep warm oil warm. Do not use with cold oil.

**Installation:** Not all oil pans are equipped with ports. Inspect oil pan carefully before ordering to determine available ports. When no pre-threaded port exists, contact the engine manufacturer for proper installation procedure.



### Accessory: 8602824

1/2" NPT Adapter Bushing (1" outside diameter). For use on steel pans only. 1/2" NPT oil pan heaters are supplied with weld or braze-in adapter.

# OIL PAN & TRANSMISSION HEATERS

## RADIANT HEATERS

- For applications with no core plug or core plug access
- Heating element conducts heat directly
- Universal mounting clamp included



Part No.	Dimensions	Watts	Volt	Replacement Cordset
3400014	6" x 6" (15.2cm x 15.2cm)	500	120	3600002
3400011	4" x 4" (10.1cm x 10.1cm)	300	120	3600002
3400020	GM Ecotec 2.2L/2.4L	300	120	3600082

# STANDARD IMMERSION HEATERS

## THREADED IMMERSION HEATERS (COPPER)

- Easy to Spec: Not model specific! Measure space and determine threading at installation location.
- Ensure quick winter starts – reduce engine wear
- Most efficient type of heater
- Direct OEM replacement in many applications
- Copper element for use in engine blocks
- Includes Power Cord







Part No.	Voltage	Wattage	Thread Size	Element Length	For Use In	Replacement Cordset
3500026	120	400	3/8" NPT	2-3/4" (6.9cm)	Coolant	-
3100093	120	400	3/4" NPT	1" (2.5cm)	Coolant	3600003
3100003	120	400	1" NPT	1" (2.5cm)	Coolant	3600001
8604967	120	600	3/4" NPT	1-3/8" (3.4cm)	Coolant	-
3500022	120	750	3/4" NPT	2-7/8" (7.1cm)	Coolant	3600008
8602549**	120	1000	3/4" NPT	4" (10.1cm)	Coolant	3600008
3500032	120	1000	3/4" NPT	3-3/8" (8.5cm)	Coolant	3600008
3500043	120	1000	3/4" NPT	3-7/8" (9.7cm)	Coolant	3600008
8600090	120	1000	1" NPT	4-1/4" (10.6cm)	Coolant	3600008
8602611**	120	1500	3/4" NPT	4-3/4" (12cm)	Coolant	3600008
8601011	120	1500	3/4" NPT	5-1/4" (13.3cm)	Coolant	3600008
8605556	120	1500	1" NPT	5" (12.7cm)	Coolant	3600008
3500013	120	1500	1" NPT	3-3/4" (9.5cm)	Coolant	3600008
8602514**	240	1000	3/4" NPT	4" (10.1cm)	Coolant	-
8600988	240	1000	3/4" NPT	4-1/2" (11.4cm)	Coolant	-
8600120	240	1000	1" NPT	4-1/4" (10.8cm)	Coolant	-
8602573**	240	1500	3/4" NPT	4-3/4" (12cm)	Coolant	-
8601054	240	1500	3/4" NPT	5-1/4" (13.3cm)	Coolant	-
8600260	240	1500	1" NPT	5" (12.7cm)	Coolant	-
3500031	240	1500	1" NPT	3-3/4" (9.5cm)	Coolant	-

\*\*Element does not turn during installation.  
**Warning:** Not for use in oil or hydraulic-fluids.


## STANDARD

### Application(s)



- Freeze Plug Heaters
- Engine Block Heaters
- Oil Pan Heaters
- Transmission Heaters

Plug Type	Part No.	Connector Angle	Cord Length	Notes
	3600001	R	5' (1.52m)	
	3600002		5' (1.52m)	
	3600023		5' (1.52m)	
	3600010	R	7.5' (2.29m)	
	3600019		3' (0.9m)	
	3600003	S	5' (1.52m)	
	3600005	S	5' (1.52m)	Aluminum & Brass Heaters
	3600006	R	5' (1.52m)	
	3600021		94" (2.4m)"	Steel Heaters
	3600036		1' (30.3cm)	
	3600007	R	5' (1.52m)	
	3600016	R	6' (1.83M)	
	3600004	R	5' (1.52m)	
	3600022		1' (30.3cm)	
	3600080	S	5' (1.52m)	Pyroil Brands Only
	3600083	S	5' (1.52m)	GM - Threaded cordnut
	3600100		5' (1.52m)	GM - Cord clip
	3600082		5' (1.52m)	GM - Includes thermostat, 2006 and newer models to avoid check engine light






## HEAVY DUTY

	Part No.	Description	Volts	Length	Gauge
	3600024	Threaded Cord Nut	120	1' (30.1CM)	16
	3600015	Threaded Cord Nut	120	5' (1.5M)	16
	3600085	Volvo, High-Temp Sleeve, Threaded Cord Nut	120	6' (1.8M)	14
	3600048	High-Temp Sleeve, Threaded Cord Nut	120	6' (1.8M)	16
	3600008	Threaded Cord Nut	120	6' (1.8M)	16
	8608377	Threaded Cord Nut	240	6' (1.8M)	16
	3600086	Volvo, High-Temp Sleeve, Threaded Cord Nut	240	6' (1.8M)	14

## WEATHERPROOF

	Part No.	Volts	Length	Gauge
	3600046	120	6' (1.8m)	18
	8608849	120	5.5' (1.7m)	14
	8608652	120	7' (2.2m)	14
	8608814	120	10' (3.1m)	14
	8608857	120	12' (3.6m)	14
	8608865	120	14' (4.3m)	14
	8605122	240*	7' (2.2m)	14

## CORDSET ACCESSORIES

	Part No.	Description
	3600012	Plug Protector <ul style="list-style-type: none"> <li>Prevents freeze ups</li> <li>Keeps plug contacts clean for optimum power &amp; safety</li> </ul>
	3600040	3-way Connector <ul style="list-style-type: none"> <li>Use multiple cold weather products with one common cord</li> <li>3 Wire gounded cord</li> <li>Not available in Canada (Not CSA Approved)</li> </ul> <ul style="list-style-type: none"> <li>Cord Length 23" (59cm)</li> <li>14 Gauge Cord</li> </ul>
	3600018	Through-The-Grille Cordset <ul style="list-style-type: none"> <li>2 Piece, Low Profile</li> <li>Prevents plug from bening visible</li> <li>Fits all vehicles</li> </ul> <ul style="list-style-type: none"> <li>120 V AC 1500 W</li> <li>Cord Length 6' (1.8m)</li> </ul>
	3600045	Cord Holder <ul style="list-style-type: none"> <li>Holds cord in place for routing</li> </ul>
	3600115	Thermostat By-Pass Tool <ul style="list-style-type: none"> <li>Used to test heavy duty heaters through a Series Y-Cord</li> <li>Connects to thermostat cord end of a Series Y-Cord</li> </ul>

# FLIP CAP RECEPTACLE



A bumper mount receptacle that provides a complete connection between the engine block heater and a standard 120 volt outlet.

## Benefits:

- Provides convenient access to plug in the engine block heater
- Eliminate dangling power cords
- Low profile flip cap receptacle
- Automotive and light duty applications

## Features:

- Kit Includes: Receptacle with cordset and silicone connector, 16' (5m) power cord, template and receptacle installation instructions
- Optional 1.5' (46cm) extension cord (sold separately)



3600124 3600129 3600128 3600125 3600127 3600126

Cross reference the Replacement Cordset part number with the Flip Cap Receptacle to identify the appropriate part.

Part No.	1.5' Extension	Plug Type	Connector Angle	Replacement Cordset	Misc.
3600126	3700002	A	R	3600001	
3600129	3700002	H	R	3600004	
3600127	3700002	D	S	3600005	Aluminum & Brass Heaters
3600124	3700002	E	R	3600006	Steel Heaters
3600128	3700002	I	S	3600080	Pyroil Brands Only
3600125	3700002	J	S	3600082	GM 2006 and newer models to avoid check engine light

# LIT PLUGS



The cordset plug lights indicating power is being supplied to the engine block heater.

## Benefits:

- Light is visible from 50' (15m) to monitor from a distance
- Automotive and light duty applications

## Features:

- 120 Volt AC plug with LED indicator light
- Cordset Length: 5' (1.5m)
- Available in and cordset only



Lit Plug Kit  
Includes engine block heater and lit plug.



Lit Plug Only

## LIT PLUG CORDSETS

Part No.	Cord Length	Plug Type	Connector Angle	Replacement Cordset	Misc.
3600118	5' (1.52m)	A	R	3600001	
3600117	5' (1.52m)	D	S	3600005	Aluminum & Brass Heaters
3600116	5' (1.52m)	E	R	3600006	Steel Heaters
3600119	5' (1.52m)	J	S	3600082	GM 2006 and newer models to avoid check engine light
3600119	5' (1.52m)	J	S	3600083	

**Lit Plug Cordset:** Cross reference the Replacement Cordset part number with the Lit Plug to identify the appropriate part. Reference the Automotive and Light Duty Section of the catalog for application.

# THERMOSTAT & IMMERSION HEATER SYSTEM

Select each of the following components to customize your heavy duty solution.

- Engine Block Heater
- Thermostat
- Series Y-Cord
- Indicator Light






## THERMOSTATS

### Upgrade Option:

Install thermostat on opposite side of engine block heater and use Series Y-Cord to connect thermostat with engine block heater. The thermostat will turn the engine block heater on & off for maximum efficiency.

### Features

- Thermostatically controlled
- Saves money by reducing engine heater operating hours
- For new installations or replacement use
- For more economy use lower thermostat temperature settings

	Part No.	Description	On/Off
	3600068	1/2" NPT	40°F / 55°F
	3600058	1/2" NPT	55°F / 75°F
	3600057	1/2" NPT	100°F / 120°F
	3600066	3/4" NPT	40°F / 55°F
	3600096	M18 x 1.5	40°F / 55°F
	3600073	M22 x 1.5	40°F / 55°F
	3600087	M27	40°F / 55°F
	3600081	#8 STOR	40°F / 55°F

### COMMON THERMOSTAT APPLICATION CHART



Engine	Part No.	Description
<b>CATERPILLAR</b>		
3406E	3600066	3/4" NPT
C9	3600081	#8 STOR
C11 & C13	3600081	#8 STOR
C15 & C16	3600081	#8 STOR
<b>CUMMINS</b>		
ISB	3600066	3/4" NPT
ISC	3600066	3/4" NPT
ISM	3600068	1/2" NPT
ISX	3600087	M27
<b>DETROIT DIESEL</b>		
Series-60	3600066	3/4" NPT
DD13, DD15, DD16	3600087	M27
<b>INTERNATIONAL</b>		
DT-466 (Non-EGR 1998-2005)	3600068	1/2" NPT
DT 5 & 7	3600087	M27
DT 11 & 13	3600087	M27
<b>MACK</b>		
E-Tech	3600068	1/2" NPT
<b>PACCAR</b>		
PX-6, PX-7	3600066	3/4" NPT
PX-8, PX-9	3600066	3/4" NPT

## SPECIALTY CORDSETS

### SERIES Y-CORDS

#### Application:



- Use with heater and thermostat to control heater usage.

	Part No.	Description	Volts	Length	Gauge	Thermostat On / Off
	3600065	Series Y-Cord (standard plug)	120	6' / 6'	16	-
	8604002	Series Y-Cord and thermostat (standard plug)	120	6' / 6'	16	100° F / 120° F
	8604037	Series Y-Cord and thermostat (standard plug)	240	6' / 6'	16	100° F / 120° F

## WEATHERPROOF SERIES Y-CORDS

### Application:

- Use with heater and thermostat to control heater usage.

	Part No.	Description	Volts	Length	Gauge	Specifications
	3600079	Weatherproof Series Y-Cord & indicator light connections	120	72" / 72"	-	-
	3600091	Weatherproof Series Y-Cord & indicator light connections	120	100" / 168"	-	-
	3600090	Weatherproof Series Y-Cord & indicator light connections	120	110" / 55"	-	-
	3600097	Weatherproof Series Y-Cord & indicator light connections	120	168" / 168"	-	-
	3600054	Weatherproof Series Y-Cord Kit - Thermostat, Housing & Dual Indicator Light	120	6' / 6'	16	100° F / 120° F (on/off)
	3600064	Weatherproof Series Weatherproof Y-Cord	120	6' / 6'	15	flat wire
	3600089	Weatherproof Series Weatherproof Y-Cord	120	8.5' / 14'	14	flat wire

## WEATHERPROOF W-CORD

### Application:




- Use with two heaters and one thermostat

	Part No.	Description	Volts	Length	Gauge
	3600094	Weatherproof W-Cord Series and Parallel <b>Note:</b> One heater is always on and one heater is controlled by thermostat	120	10' / 10' / 11.5'	16

## WEATHERPROOF PARALLEL Y-CORD

### Application:

- Use with multiple heaters (no thermostat)

	Part No.	Description	Volts	Length	Gauge	Specifications
	8608768	Weatherproof Parallel Y-Cord with AC Outlet	120	12" / 7'	14	12" Female Plug
	8608792	Weatherproof Parallel Y-Cord with AC Outlet	120	12" / 10'	14	12" Female Plug
	8607990	Weatherproof Parallel Y-Cord	120	7' / 7'	14	
	8608059	Weatherproof Parallel Y-Cord	120	7' / 10'	14	
	8608423	Weatherproof Parallel Y-Cord	120	14' / 14'	14	
	8607311	Weatherproof Parallel Y-Cord & Receptacle	120	7' / 9'	14	



# WEATHERPROOF RECEPTACLES & INDICATOR LIGHTS

## RECEPTACLE + SINGLE INDICATOR LIGHT

- All features of receptacle PLUS
- LED indicator light for voltage confirmation or heater operation at a single glance



Part No.	Description	Volts	Specifications	Finish
3600101	Indicator Light Receptacle		2.25" W x 2.5" H	chrome
3600098	Indicator Light Harness			
3600099	Indicator Light Harness & Receptacle			
3600067	Replacement LED Light			




## RECEPTACLE + DUAL INDICATOR LIGHT

- All features of receptacle PLUS
- LED indicator light for voltage confirmation at a single glance
- LED indicator light for heater operation at a single glance



Part No.	Description	Volts	Specifications	Finish
3600049	Receptacle, light plate and cord kit	120	6'	chrome
3600062	Replacement Cord		6'	
3600078	Replacement Cord		12'	
3600060	Replacement Indicator Light Plate			chrome
3600077	Replacement Indicator Light Plate		2+4 hole square	black
3600067	Replacement LED Light			

## KITS & ACCESSORIES

	Part No.	Description	Volts	Length	Gauge	Housing Spec.	Finish
	3600028	Weatherproof Cordset & receptacle	120	8' (2.4m)	16	2-hole square	chrome plated
	3600014	Weatherproof Cordset & receptacle	120	12' (3.6m)	16	2-hole square	chrome plated
	8602891	Weatherproof cordset & receptacle	120	6' (1.8m)	16	3-hole round	zinc plated
	8602948	Weatherproof cordset & receptacle	120	10' (3.1m)	16	3-hole round	zinc plated
	8602921	Weatherproof cordset & receptacle	240*	6' (1.8m)	16	3-hole round	zinc plated
	8606005	Weatherproof Silicone Cordset & receptacle	120	6' (1.8m)	16	4-hole square	chrome plated
	8606013	Weatherproof Silicone Cordset & receptacle	120	10' (3.1m)	16	4-hole square	chrome plated

## KITS & ACCESSORIES

	Part No.	Description	Cord Specs	Housing Specs	Finish
	8605505	Receptacle - Round (Weatherproof Field-Wired )	120V	3-Hole	Zinc Plated
	8605688	Receptacle - Square (Weatherproof Field-Wired )	120V	4-Hole	Chrome Plated
	8605513	Receptacle - Round (Weatherproof Field-Wired )	240V	3-Hole	Zinc Plated
	3600041	Receptacle & 3-Way Connector (not CSA)	120V, 5' (1.5m), 14 Gauge	4-Hole Square	Chrome Plated
	8608032	Receptacle - Square	-	2-Hole, Gasket, 2.5" (6.2cm)	Chrome Plated
	8605149	Receptacle - Square	-	2-Hole, 2.5" (6.2cm)	Chrome Plated
	3600056	Receptacle - Round	-	3-Hole, Gasket, 2.8	Zinc Plated
	8606080	Receptacle - Square	-	4-Hole, 2.5" (6.2cm)	Chrome Plated
	3600088	Receptacle - Square	-	4-Hole, 2.5" (6.2cm)	Black Steel
	8606056	Mounting Bracket - Square Use With: 8605505, 8602921, 8602891, 8602948	-	3-Hole, 3" W x 3.5"H	Chrome Plated
	8606048	Mounting Bracket - Square Use With: 8605688, 3600028, 3600041, 8606080, 3600014, 3600088	-	2 & 4-Hole, 3" W x 3.5"H	Chrome Plated
	8605254	Male Plug - Weatherproof	120V, 15A	Use with any Weatherproof Housing	
	8605645	Rubber Boot - Weatherproof		Use with any Weatherproof Housing	

# CIRCULATION HEATERS



## FORCED FLOW



Circulates warm coolant throughout the engine to provide even heat distribution.

### Application(s)

- Diesel or Natural Gaseous Genset

### Features

- Nonmagnetic impeller
- Die cast aluminum housing
- Corrosion resistant steel brackets included
- Thermostatically controlled and protected  
On 80°F (27°C)  
Off 125°F (52°C)
- Safety shut-off provides overheat protection
- Improves even heat distribution throughout engine
- Reduce low coolant level alarms
- 6' (1.8m) cord
- Assembled service kit available includes element, thermostat, wire harness, cover and o-ring



Part No.	Outlet Location	Watts	Volts	Amps	Length	Width	Height	Heater Hose Connections	Service Kit	Plug Type
3309020	Right	1500	120	12.5	8-1/2" (22cm)	4-13/16" (12.2cm)	10' (25.4cm)	5/8" (16mm)	3309026	C
3309021	Left	1500	120	12.5	8-1/2" (22cm)	4-13/16" (12.2cm)	10' (25.4cm)	5/8" (16mm)	3309027	C
-	Right	2700	240	11.25	8-1/2" (22cm)	4-13/16" (12.2cm)	10' (25.4cm)	5/8" (16mm)	-	B
-	Left	2700	240	11.25	8-1/2" (22cm)	4-13/16" (12.2cm)	10' (25.4cm)	5/8" (16mm)	-	B

## HIGH CAPACITY




### Applications:

- Industrial
- Big Bore Engines (14L+)

### Features:

- Low Watt-Density heating elements for long life
- Thermally isolated regulating thermostat available
- Overheat thermostat 205°F (96°C) to 165°F (74°C)
- NRTL/C approval (complies with UL/CSA)
- Four-bolt flange for easy element replacement
- 14 gauge SJOW cord (16 in. length – 40.6cm) is abrasion, oil, and grease resistant
- Nylon check valve
- 1" NPT inlet and outlet / 1/4" NPT drain



Regulating & Overheat Thermostat





Overheat Thermostat

# CIRCULATION HEATERS

**HIGH CAPACITY** 

Mounting space requirements  
27.5" (69.8cm) length x 3" (7.6cm) width x  
6.5" (16.5cm) height.



Part No.	Volts	Watts	Amps		Replacement Heating Element - 205° F (96° C)	Regulating T-Stat Service Kit	Plug
<b>Regulating Thermostat On/Off - 80° / 100° F (27° / 38° C)</b>							
3300011	120	1500	12.5	Y	3300051	3300094	A
3300012	120	2000	16.7	Y	3300052	3300094	C
3300014	240	2000	8.4	Y	-	3300094	B
3300015	120	2250	18.8	Y	3300055	3300094	C
3300018	240	3000	12.5	Y	-	3300094	B
<b>Regulating Thermostat On/Off - 100° / 120° F (38° / 49° C)</b>							
3300021	120	1500	12.5	Y	3300051	3300095	A
3300022	120	2000	16.7	Y	3300052	3300095	C
3300025	120	2250	18.8	Y	3300055	3300095	C
3300030	240	4000	16.6	Y	3300060	3300095	D
<b>Regulating Thermostat On/Off - 120° / 140° F (49° / 60° C)</b>							
3300031	120	1500	12.5	Y	3300051	3300096	A
3300032	120	2000	16.7	Y	3300052	3300096	C
3300035	120	2250	18.8	Y	3300055	3300096	C
3300037	240	2500	10.4	Y	-	3300096	B
3300039	240	3500	14.6	Y	-	3300096	B

See page 87 for plug configuration.

Mounting space requirements:  
22.5 in. (57.1cm) length x 3 in. (7.6cm)  
width x 4.5 in. (11.4cm) height.



Part No.	Volts	Watts	Amps		Replacement Heating Element - 205° F (96° C)	Regulating T-Stat Service Kit	Plug
<b>Overheat Thermostat (No Regulating Thermostat)</b>							
3300001	120	1500	12.5	Y	3300051	-	A
3300041	120	1500	12.5	Y	3300051	-	-
3300002	120	2000	16.7	Y	3300052	-	C
3300042	120	2000	16.7	Y	3300052	-	-
3300005	120	2250	18.8	Y	3300055	-	C
3300045	120	2250	18.8	Y	3300055	-	-
3300007	240	2500	10.4	Y	-	-	B

## REGULATING THERMOSTATS

- Fits all high capacity circulation heaters
- Includes: Housing, thermostat, o-ring, & t-stat cord



Part No.	T-Stat On	T-Stat Off
3300061	80° F (27° C)	100° F (38° C)
3300062	100° F (38° C)	120° F (49° C)
3300063	120° F (49° C)	140° F (60° C)

# CIRCULATION HEATERS

**INDUSTRIAL TANK**



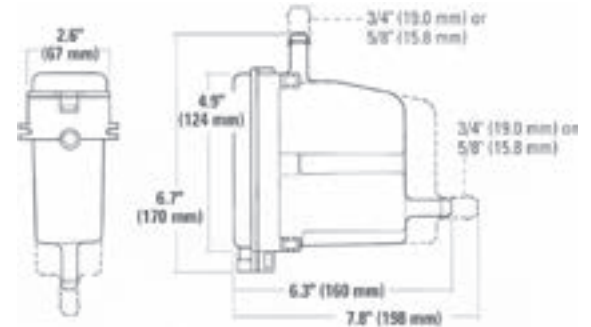
Model Specific



## Features:

- Rugged die cast, one-piece, aluminum construction
- Low watt, density copper heating element
- Temperature sensing thermostat with automatic reset
- Water resistant terminal end cap protects against harsh chemicals
- Flame retardant, permanently connected power cord

## Overall Dimensions



Part No.	Volts	Watts	Amps	Inlet/Outlet Size			Power Cord Length	Tank Size	Plug
<b>Thermostat On/Off – 60° /80° F (10° /27° C)</b>									
3305028	120	750	6.3	5/8"	-	Yes	5' (1.5m)	Small	A
3305040	120	1000	8.3	5/8"	-	Yes	5' (1.5m)	Small	A
3305052	120	1500	12.5	3/4"	-	Yes	5' (1.5m)	Large	A
3305064	120	2250	18.8	3/4"	-	-	5' (1.5m)	Large	-
<b>Thermostat On/Off – 80° /100° F (27° /38° C)</b>									
3305032	120	750	6.3	5/8"	-	Yes	5' (1.5m)	Small	A
3305044	120	1000	8.3	5/8"	-	Yes	5' (1.5m)	Small	A
3309040	120	1000	8.3	5/8"	Yes	Yes	5' (1.5m)	Small	A
3305056	120	1500	12.5	3/4"	-	Yes	5' (1.5m)	Large	A
3309043	120	1500	12.5	3/4"	Yes	Yes	5' (1.5m)	Large	C
3305068	120	2250	18.8	3/4"	-	-	5' (1.5m)	Large	-
3305034	240	750	3.1	5/8"	-	-	5' (1.5m)	Small	-
3309048	240	1000	4.2	5/8"	Yes	Yes	5' (1.5m)	Small	B
3305058	240	1500	6.3	3/4"	-	-	5' (1.5m)	Large	-
3309052	240	1500	6.3	3/4"	Yes	Yes	5' (1.5m)	Large	B
3305070	240	2250	9.4	3/4"	-	--	5' (1.5m)	Large	-
3309055	240	2250	9.4	3/4"	Yes	Yes	5' (1.5m)	Large	B
3309056	240	2250	9.4	3/4"	Yes	Yes	12' (3.6m)	Large	B
<b>Thermostat On/Off – 100° /120° F (38° /49° C)</b>									
3305036	120	750	6.3	5/8"	-	Yes	5' (1.5m)	Small	A
3305048	120	1000	8.3	5/8"	-	Yes	5' (1.5m)	Small	A
3309041	120	1000	8.3	5/8"	Yes	Yes	12' (3.6m)	Small	A
3309042	120	1000	8.3	5/8"	Yes	Yes	5' (1.5m)	Small	A
3305060	120	1500	12.5	3/4"	-	Yes	5' (1.5m)	Large	A
3309046	120	1500	12.5	3/4"	Yes	Yes	12' (3.6m)	Large	C
3309047	120	1500	12.5	3/4"	Yes	Yes	5' (1.5m)	Large	C
3305072	120	2250	18.8	3/4"	-	-	5' (1.5m)	Large	-
3309049	240	1000	4.2	5/8"	Yes	Yes	5' (1.5m)	Small	B
3309050	240	1000	4.2	5/8"	Yes	Yes	12' (3.6m)	Small	B
3305062	240	1500	6.3	3/4"	-	-	5' (1.5m)	Large	-
3309053	240	1500	6.3	3/4"	Yes	Yes	5' (1.5m)	Large	B
3309054	240	1500	6.3	3/4"	Yes	Yes	12' (3.6m)	Large	B
3309057	240	2250	9.4	3/4"	Yes	Yes	5' (1.5m)	Large	B
3309058	240	2250	9.4	3/4"	Yes	Yes	12' (3.6m)	Large	B

See page 87 for plug configuration.

# CIRCULATION HEATERS

**SERIES 41** 

## Applications:

- Industrial
- Agriculture
- Off-road

## Features:

- Thermostatically controlled: Opens at 190°F (88°C), closes at 151°F (66°C)
- Vertical installation only
- Heavy Duty 3-wire 5 ft. (1.52m) attached cord, 2000W heater has 22" attached cord.
- Rugged cast aluminum construction is corrosion and impact resistant.
- Copper heating element provides excellent heat transfer.
- Dimensions: 2-3/4" x 8-1/2" (7cm x 21.6cm)
- Replaceable element and thermostat



Part No. 2204010,  
2204029, 2204037

Part No. 3300091



Replacement Element

Part No.	Watts	Volts	Amps	Plug Configuration	Inlet/Outlet Size	Replacement Element	Thermostat
2204010	750	120	16	A	5/8"	2204061	2204266
2204029	1000	120	12	A	5/8"	2204088	2204266
2204037	1500	120	8	A	5/8"	2204096	2204266
3300091	2000	120	6	C	5/8"	3300093	2204266
Replacement Part	1000	240	24	B	-	-	2204266
Replacement Part	1500	240	16	B	-	2240126	2204266

See page 87 for plug configuration.

**SERIES 8000** 



## Applications:

- Light-duty

## Features:

- Cylindrical design of heater and universal mounting strap allow for convenient, new or retrofit applications.
- Integral check valve supports extensive range of plumbing configurations.
- Top-side location of power cord connection provides damage protection from road debris and chemicals.
- New detachable power cord enhances ease of installation.
- Temperature sensing safety thermostat provides overheat protection 147°F (64°C) ON - 185°F (85°C) OFF.










Part No.	Watts	Volts	Amps	Plug Configuration	Inlet/Outlet Size	Replacement Cord 18"	Replacement Cord 60"
3308001	750	120	16	A	5/8"	3309001	3309002
3308002	1000	120	12	A	5/8"	3309001	3309002
3308003	1500	120	8	A	5/8"	3309001	3309002

See page 87 for plug configuration.

# CIRCULATION HEATERS

## PLUG CONFIGURATIONS

PLUG CONFIGURATIONS	(A)	(B)	(C)	(D)
	125 Volt 15 Amp	240 Volt 15 Amp	125 Volt 20 Amp	240 Volt 20 Amp
Standard Plug				
Weatherproof Plug				

- (A) Furnished with standard 120V male plug.
- (B) Furnished with standard 240V male plug.
- (C) Furnished with high-current 120V male plug. 20 Amp electrical service required.
- (D) Plug not attached. High-current 240V detachable male plug is provided. 20 Amp electrical service required.

### A Note About Extension Cord Selection and Usage:

When using an extension cord with one or more heating devices, it is important that the TOTAL current draw of all devices not exceed the capacity of the extension cord or the AC circuit. Use only 3-wire GROUNDED extension cords. Ground Fault Interrupter (GFI) service is also recommended. See page 4 for more information on proper cord length and gauge.

All circulation heaters on pages 87-90 are equipped with different male plugs depending on the wattage and voltage requirements of the heater. This diagram shows the plug configuration for the three wattage/voltage combinations that are used. Vehicles with heater hose connected to radiator cannot use circulation type heaters.

## ACCESSORIES

The small size of some engine compartments, especially vehicles with transverse engines, may make circulation heater installation difficult even though it may be listed as a heating option. The following accessories are available for use with circulation heaters:



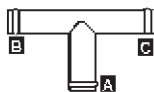
**Part No. 3300085**  
5/8" (15.8MM) x 3/4" (19MM)  
Metal "T" fitting



**Part No. 3300086**  
1/4" NPT (6MM)  
"A" Adapter to 5/8"  
(15.8MM) hose



**Part No. 3300090**  
5/8" (15.8MM) x 3/4" (19MM)  
Plastic "Y" fitting



**Beaded T (Steel)**

Part No.	DIM A	DIM B	DIM C
A-2321	5/8"	5/8"	5/8"
A-2323	5/8"	7/8"	7/8"
A-3600	3/4"	3/4"	3/4"
A-2322	3/4"	7/8"	7/8"



**Beaded Y (Steel)**

Part No.	DIM A	DIM B	DIM C
A-457	5/8"	5/8"	5/8"
A-459	3/4"	3/4"	3/4"

# CIRCULATION HEATERS

## LOWER RADIATOR HOSE HEATER



### Features:

- Installs in minutes in non-corrugated lower radiator hose
- Available in five hose sizes for best coverage
- Thermostatically protected (245°F/118°C maximum heater temperature)
- Replaceable cordset




Part No.	Fits hose size (ID)	Watt	Volt	Dim A	Dim B	Dim C
3200001	1"	375	120	3.5"	3"	2.5"
3200002	1-1/4"	375	120	3.5"	3"	2.5"
3200003	1-1/2"	600	120	4"	3"	3"
3200004	1-3/4"	600	120	4"	3"	3"
3200005	2"	600	120	4.25"	3"	3.25"

**Note:** All dimensions reflect approximate installation space requirements, not exact product measurements. Dimension "A" includes cord.

### Installation:

- Hose must have a minimum 15° rise.
- Must be installed in smooth, molded hose.
- Must have direct access to engine water jacket

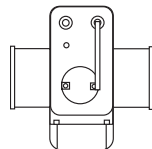


### Replacement Cordsets:

- 120 Volt AC, 42" (112CM)

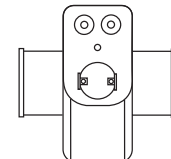
#### Part No. 3600009

For heaters with this configuration. Heater stamped with Model C (example 150C) on bottom of unit.



#### Part No. 3600047

For heaters with this configuration. Heater stamped with Model D (example 150D) on bottom of unit.



## HEAT MAGNET®



### Part No. 3400017

- 200 Watt – 120 Volt AC
- Built-in thermostat maintains optimum temperature-will not exceed 250°F (121°C)
- Quick grip handle protects hands from heat
- Dimensions – Length: 4-3/8" (11cm), Width: 2-1/2" (6.3cm), Height: 3" (7.5cm) (including handle)





# SILICONE PAD HEATERS



## ADHESIVE – SILICONE PAD HEATERS



Model Specific

Silicone pad heater that is easily installed with adhesive mounting and silicone weatherproofing for installation on smooth metal surfaces.

- Reduces engine wear by improving the flow of engine fluids
- Reduces pump cavitation, blown seals and burst
- CSA models include thermostats



Part No.	Watts	Volts	Amp	Width	Length	Power Plug	SPC US	Oil Pan Capacity	Hydraulic Fluid
3400070	7	12 DC	0.6	1" (2.5cm)	2" (5cm)	-	-	Spot heating for small valves and fittings	
3400071	80	12 DC	6.7	1-1/2" (4cm)	8" (20cm)	-	-		0.5-6 Qts (0.5-5.7L)
3400072	125	120 AC	1	2-1/4" (6cm)	4" (10cm)	3-Prong	-	1.5-4 Qts (1.3-3.8L)	1-10 Gal (3.8-37.9L)
3400073	125	220 AC	0.6	2-1/4" (6cm)	4" (10cm)	-	-	1.5-4 Qts (1.3-3.8L)	1-10 Gal (3.8-37.9L)
3400061	236	230	1	3" (7.6cm) Round	-	3-Prong	-	3-6 Qts (2.9-5.7L)	-
3400031	236	230	1	3" (7.6cm) Round	-	3-Prong	Y	3-6 Qts (2.9-5.7L)	-
3400074	80	12 DC	6.7	3-1/4" (9cm)	1-3/4" (4.5cm)	-	-	-	0.5-6 Qts (0.5-5.7L)
3400060	50	120	0.4	3-1/2" (9cm)	1-1/4" (3cm)	3-Prong	-	1-3 Qts (1.0-1.9L)	-
3400030	50	120	0.4	3-1/2" (9cm)	1-1/4" (3cm)	3-Prong	Y	1-3 Qts (1.0-1.9L)	-
3400075	250	220 AC	1.1	3-1/2" (9cm)	4-1/4" (11cm)	-	-	4.5-12 Qts (4.3-11.4L)	10-30 Gal (37-113L)
3400063	250	120	2.1	3-3/4" (9.5cm)	4-1/4" (11cm)	3-Prong	-	5-13 Qts (4.7-12.3L)	10-30 Gal (37-113L)
3400033	250	120	2.1	3-3/4" (9.5cm)	4-1/4" (11cm)	3-Prong	Y	5-13 Qts (4.7-12.3L)	10-30 Gal (37-113L)
3400076	80	24 DC	3.4	4" (10cm)	1-1/2" (4cm)	-	-	-	0.5-6 Qts (0.5-5.7L)
3400064	500	120	4.2	5" (13cm)	7" (18cm)	3-Prong	-	13-27 Qts (12.3-25.5L)	20-50 Gal (75-189L)
3400034	500	120	4.2	5" (13cm)	7" (18cm)	3-Prong	Y	13-27 Qts (12.3-25.5L)	20-50 Gal (75-189L)
3400078	500	220 AC	2.3	5" (13cm)	7" (18cm)	-	-	3-6 Gal (11.4-22.7L)	20-50 Gal (75-189L)
3400062	125	120	1	6" (15cm)	1-1/2" (4cm)	3-Prong	-	3-6 Qts (2.9-5.7L)	-
3400032	125	120	1	6" (15cm)	1-1/2" (4cm)	3-Prong	Y	3-6 Qts (2.9-5.7L)	-
3400065	1000	120	8.3	6" (15cm)	10-3/4" (27cm)	3-Prong	-	26-48 Qts (24.6-45.4L)	50-100 Gal (189-378L)
3400035	1000	120	8.3	6" (15cm)	10-3/4" (27cm)	3-Prong	Y	26-48 Qts (24.6-45.4L)	50-100 Gal (189-378L)
3400080	1000	220 AC	4.5	6" (15cm)	10-3/4" (27cm)	-	-	6.5-12 Gal (24.6-45.4L)	50-100 Gal (189-378L)

## DIESEL FUEL FILTER – SILICONE PAD HEATERS

Flexible silicone pad heater that snugly wraps around diesel fuel filters with a velcro wrap closure.

- Fits diesel fuel filters from 2-3/4" – 5" (8.9 – 12.7cm)
- Reduces engine wear by improving the flow of engine fluids



Part No.	Watts	Volts	Amp	Width	Length	Power Plug	SPC US	Filter Diameter
3400039	50	12	4.2	3" (7.6cm)	9" (23cm)	-	-	2-3/4-3-3/4" (6.98-9.52cm)
3400037	100	12	8.3	4" (10cm)	1" (30.5cm)	-	-	3-1/2-5" (8.9-12.7cm)
3400040	100	24	8.3	4" (10cm)	12" (30.5cm)	-	-	3-1/2-5" (8.9-12.7cm)

# BATTERY HEATERS

Electric heating that is applied directly to the battery for reliable cold-weather starting.

## Benefits:


- Maintain available cold cranking amps in cold weather by warming the batteries
- Efficient direct heat transfer
- Three heating options available – silicone pad, blanket and box heater
- Install in sub-zero temperatures
- Improved recharge time

## SILICONE PAD – BATTERY HEATER Model Specific

Silicone pad heater placed underneath the batteries.

- Silicone material is resistant to battery acid
- Slim design to fit in the battery box/tray




Part No.	Watts	Volts	Amp	Width	Length	Power Plug	
3400066	60	120	0.5	5-1/2" (14cm)	8-1/2" (21.6cm)	3-Prong	-
3400036	60	120	0.5	5-1/2" (14cm)	8-1/2" (21.6cm)	3-Prong	Y
3400068	180	120	1.5	13" (33cm)	20-1/2" (52cm)	3-Prong	-
3400038	180	120	1.5	13" (33cm)	20-1/2" (52cm)	3-Prong	Y

## BLANKET – BATTERY HEATER

Thinsulate™ thermal blanket that wraps around the battery to maintain temperature in cold or warm weather.

- Warms battery core to 60-70° above ambient temperature for quick starts
- Grounded cord 30" (76cm) in length




Part No.	Watts	Volts	Height	Width	Length	Fits Batteries	
2800055	50	120 AC	5" (12.7cm)	1/2" (1.1cm)	28" (71cm)	Series 26, 26R, 70	Y
2800063	80	120 AC	5" (12.7cm)	1/2" (1.1cm)	36" (91cm)	Series 24, 24F, 27, 27F, 74	Y
2800071	160	120 AC	5" (12.7cm)	1/2" (1.1cm)	72" (183cm)	Truck Batteries, Series – Parallel Systems	Y

Thinsulate™ is a registered trademark of 3M corporation.

## BOX – BATTERY HEATER

Box heater with a preset thermostat that maintains 80°F (27°C) battery warmth

- Designed to fit in the battery box/tray
- Grounded cord 8' (2.4m) in length



Part No.	Watts	Volts	Width	Length	Height
8500320	200	120 AC	6" (15cm)	9" (23cm)	3/4" (1.9cm)
8500339	200	240 AC	6" (15cm)	9" (23cm)	3/4" (1.9cm)

**Caution:** Battery heater is not recommended for nickel cadmium batteries.

# COOLANT DAM®

Part No. T-1000



**2-in-1 Shop Tool** – Coolant Dam pulls a vacuum on the cooling system through the radiator cap allowing repairs to be done in less time while not completely draining the coolant out and then, changes over to a pressure tester after the repair has been completed.

## Applications:

















- Changing heater hoses
- Changing fan sensors
- Changing Temperature sensors
- Installing shut-off valves for fuel warmers & separators
- Replacing cab heater cores
- Replacing heater control valves

## Features:

- Creates a vacuum, holding coolant inside the engine without hand pumping or running the engine
- Quickly converts the unit from vacuum to a pressure tester
- No need to drain the block for simple repairs
- Coolant Filling



## ACCESSORIES

 <p><b>T-1025</b> Standard Automotive Size. Reversible seal fits 1" or 3/4" deep filler necks. Also fits late model Mercedes 1319.</p>	 <p><b>T-1020</b> Volvo. Fits vehicles using Volvo part number 1542591 radiator cap. (46x33mm Thread).</p>	 <p><b>T-1024</b> Truck "B" Size</p>																
 <p><b>T-12027</b> To be used with T-1025 to test 32mm I.D. 16mm deep cooling system filler necks.</p>	 <p><b>T-1029</b> GMC – Freightliner – Western Star Threaded, Non-Vented, Western Star cap part number 20009-0002.</p>	 <p><b>T-1030</b> Transit Bus Adapter. Fits many Flexible, Crown, MCI, New Flyer, GM, MAN, SAAB filler necks.</p>																
 <p><b>T-1034</b> Pop Off Pressure Adapter. Mounts to top of Coolant Dam® to test pop off pressure of truck "B" size cap.</p>	 <p><b>T-1040</b> Volvo. Fits vehicles using Volvo part number 6794968 radiator cap. (63 x 3mm Thread).</p>	 <p><b>T-1223</b> Volvo VN Series. Fits vehicles using Volvo part number 1674922.</p>																
 <p><b>T-1228</b> Ford E-350. International 7.3L. Fits vehicles using Cap # RS-103, F6DZ-8100A, 12R-16#, or 31406.</p>	 <p><b>T-1229</b> Kenworth Vehicles using cap #N5349001.</p>	 <p><b>T-1230</b> Volvo VN Series. 2006 and newer Fits vehicles using Volvo part number 20519046.</p>																
 <p><b>T-1233</b> Freightliner Columbia/Cascadia. 2008 &amp; newer Vehicles using cap # N9685001 or BHTN9685001 or BHTW3678001.</p>	 <p><b>T-3000</b> Navistar (1996 &amp; Newer). Fits vehicles using Navistar part number 2039390C1 radiator cap.</p>	 <p><b>T-3064</b> Freightliner Columbia Fits vehicles using Freightliner part number 05-20763-000 radiator cap.</p>																
 <p><b>T-3030X</b> Caterpillar Adapter. Call for information – Cat. #s 7N918, 7N5565, 6N1981, 1N3599.</p>	<p>Rubber Expansion Plugs – Used to temporarily plug coolant lines during component replacement</p> <table border="1"> <tbody> <tr> <td>A-440 – 3/8"</td> <td>A-444 – 5/8"</td> <td>A-448 – 7/8"</td> <td rowspan="2">A-449 Kit (1) ea 3/8" to 7/8"</td> </tr> <tr> <td>A-441 – 7/16"</td> <td>A-445 – 11/16"</td> <td>A-451 – 1"</td> </tr> <tr> <td>A-442 – 1/2"</td> <td>A-446 – 3/4"</td> <td>A-452 – 1-1/8"</td> <td>A-467 – Case</td> </tr> <tr> <td>A-443 – 9/16"</td> <td>A-447 – 13/16"</td> <td>A-453 – 1-1/4"</td> <td>A-466 – Foam Insert</td> </tr> </tbody> </table>			A-440 – 3/8"	A-444 – 5/8"	A-448 – 7/8"	A-449 Kit (1) ea 3/8" to 7/8"	A-441 – 7/16"	A-445 – 11/16"	A-451 – 1"	A-442 – 1/2"	A-446 – 3/4"	A-452 – 1-1/8"	A-467 – Case	A-443 – 9/16"	A-447 – 13/16"	A-453 – 1-1/4"	A-466 – Foam Insert
A-440 – 3/8"	A-444 – 5/8"	A-448 – 7/8"	A-449 Kit (1) ea 3/8" to 7/8"															
A-441 – 7/16"	A-445 – 11/16"	A-451 – 1"																
A-442 – 1/2"	A-446 – 3/4"	A-452 – 1-1/8"	A-467 – Case															
A-443 – 9/16"	A-447 – 13/16"	A-453 – 1-1/4"	A-466 – Foam Insert															

## Part No.

KT-T1000-CUMMINS-ISX-ATI

**Servicing Cummins ISX After-Treatment Injector (ATI) Units**

## Kit includes:

- 3089567 Coolant Block Plug
- 4918690 Coolant Line Plugs
- A-6622 36" Extension Hose
- B-702 Work Instruction Sheet



# CAB & CARGO HEATERS



- Ideal as a secondary heat source in trucks, sleeper cabs, etc.
- 2-speed reversible fan motors
- 14-gauge construction (models 200 and 300)
- 20-gauge construction (models 100, 400, and 500)
- Installation kit included
- Custom fabrication available – contact Customer Service for more information

Part No.	Volt	Capacity (BTU/hr)	Airflow (CFM)	Current (Amps)	Dimensions (H x W x D)	Outlet Diameter	Outlet Direction	Wt. (Lbs)
<b>MODEL 100</b>								
7000101	12	17,500	150	3.9	7.5 x 8.6 x 7.7" (191 x 219 x 196mm)	5/8" (16mm)	Rear Top	10.0
7000102	12	17,500	150	3.9	7.5 x 8.6 x 7.7" (191 x 219 x 196mm)	3/4" (19mm)	Rear Top	10.0
7000103	24	17,500	150	2.0	7.5 x 8.6 x 7.7" (191 x 219 x 196mm)	5/8" (16mm)	Rear Top	10.0
7000104	24	17,500	150	2.0	7.5 x 8.6 x 7.7" (191 x 219 x 196mm)	3/4" (19mm)	Rear Top	10.0



<b>MODEL 200</b>								
7000201	12	30,000	250	9.4	9.3 x 11.5 x 10.6" (237 x 292 x 270mm)	5/8" (16mm)	Rear Left	26.5
7000202	12	30,000	250	9.4	9.3 x 11.5 x 10.6" (237 x 292 x 270mm)	5/8" (16mm)	Left*	26.5
7000203	12	30,000	250	9.4	9.3 x 11.5 x 10.6" (237 x 292 x 270mm)	5/8" (16mm)	Right	26.5
7000205	12	30,000	250	9.4	9.3 x 11.5 x 10.6" (237 x 292 x 270mm)	3/4" (19mm)	Left*	26.5
7000206	12	30,000	250	9.4	9.3 x 11.5 x 10.6" (237 x 292 x 270mm)	3/4" (19mm)	Right	26.5
7000207	24	30,000	250	4.7	9.3 x 11.5 x 10.6" (237 x 292 x 270mm)	5/8" (16mm)	Rear Left	26.5
7000208	24	30,000	250	4.7	9.3 x 11.5 x 10.6" (237 x 292 x 270mm)	5/8" (16mm)	Left*	26.5



<b>MODEL 300</b>								
7000301	12	40,000	325	8.9	7.7 x 17.4 x 9.4" (196 x 442 x 239mm)	5/8" (16mm)	Rear Left	28.3
7000302	12	40,000	325	8.9	7.7 x 17.4 x 9.4" (196 x 442 x 239mm)	5/8" (16mm)	Left*	28.3
7000303	12	40,000	325	8.9	7.7 x 17.4 x 9.4" (196 x 442 x 239mm)	5/8" (16mm)	Right	28.3
7000305	12	40,000	325	8.9	7.7 x 17.4 x 9.4" (196 x 442 x 239mm)	3/4" (19mm)	Left*	28.3
7000306	12	40,000	325	8.9	7.7 x 17.4 x 9.4" (196 x 442 x 239mm)	3/4" (19mm)	Right	28.3
7000308	24	40,000	325	4.5	7.7 x 17.4 x 9.4" (196 x 442 x 239mm)	5/8" (16mm)	Left*	28.3
7000309	24	40,000	325	4.5	7.7 x 17.4 x 9.4" (196 x 442 x 239mm)	5/8" (16mm)	Right	28.3
7000311	24	40,000	325	4.5	7.7 x 17.4 x 9.4" (196 x 442 x 239mm)	3/4" (19mm)	Left*	28.3



<b>MODEL 400</b>								
7000401	12	13,500	130	4.3	9.3 x 11.5 x 10.6" (237 x 292 x 270mm)	5/8" (16mm)	Bottom	10.4
7000403	24	13,500	130	2.2	9.3 x 11.5 x 10.6" (237 x 292 x 270mm)	5/8" (16mm)	Bottom	10.4



<b>MODEL 500</b>								
7000501	12	17,500	150	4.4	7.6 x 8.5 x 4.3" (193 x 109 x 26mm)	5/8" (16mm)	Bottom Right	7.4
7000502	12	17,500	150	4.4	7.6 x 8.5 x 4.3" (193 x 109 x 26mm)	5/8" (16mm)	Rear Right*	7.4
7000503	12	17,500	150	4.4	7.6 x 8.5 x 4.3" (193 x 109 x 26mm)	3/4" (19mm)	Bottom Right	7.4
7000504	12	17,500	150	4.4	7.6 x 8.5 x 4.3" (193 x 109 x 26mm)	3/4" (19mm)	Rear Right*	7.4
7000505	24	17,500	150	2.2	7.6 x 8.5 x 4.3" (193 x 109 x 26mm)	5/8" (16mm)	Bottom Right	7.4
7000506	24	17,500	150	2.2	7.6 x 8.5 x 4.3" (193 x 109 x 26mm)	5/8" (16mm)	Rear Right*	7.4
7000508	24	17,500	150	2.2	7.6 x 8.5 x 4.3" (193 x 109 x 26mm)	3/4" (19mm)	Rear Right*	7.4



\* Outlet direction featured in photos

# CAB & CARGO HEATERS

## DEFROSTER FANS, HEAT EXCHANGERS & REPLACEMENT PARTS



Part No.	Description	For use in Models No.S
<b>DEFROSTER FANS</b>		
7602855	12 Volt – Defroster Fan – 2 Speed	
7602891	24 Volt – Defroster Fan – 2 Speed	

### INSTALLATION KITS

7100001	Installation Kit (includes on/off switch, electrical terminals)	
---------	--	--

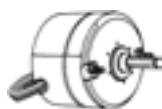


### REPLACEMENT FAN BLADES

7100002	7" (17.6cm) Fan Blade	100, 300, 400, 500
7100003	8" (20.1cm) Fan Blade	200
7100025	6" (15.5cm) Fan Blade	Model 7009001

### DEFROSTER FAN REPLACEMENT PARTS

7670036	Replacement 2-Speed Switch	
7675755	Replacement Front Fan Guard	
7675771	Replacement Rear Fan Guard	
7619162	Blade	

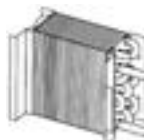


### MOTORS

7100004	12-Volt Motor (short)	100, 300, 400, 500, & 7009001
7100005	12-Volt Motor (long)	200
7100006	24-Volt Motor (short)	100, 300, 400, 500
7100007	24-Volt Motor (long)	200

**Note:** 12/24 Volt Motor SHORT — Shaft Size .3122" x 1.44" **Note:** 12/24 Volt Motor LONG — Shaft Size .3122" x 1.88"

### HEAT EXCHANGERS



7100022	Model 100 Heat Exchanger (3/4" R top)
7100023	Model 100 Heat Exchanger (5/8" R top)
7100012	Model 200 Heat Exchanger (3/4" side)
7100013	Model 200 Heat Exchanger (5/8" side)
7100014	Model 200 Heat Exchanger (3/4" rear)
7100015	Model 200 Heat Exchanger (5/8" rear)
7100016	Model 300 Heat Exchanger (3/4" side)
7100017	Model 300 Heat Exchanger (5/8" side)
7100020	Model 400 Heat Exchanger (3/4" bottom)
7100021	Model 400 Heat Exchanger (5/8" bottom)
7100008	Model 500 Heat Exchanger (3/4" bottom)
7100009	Model 500 Heat Exchanger (3/4" rear)
7100010	Model 500 Heat Exchanger (5/8" bottom)
7100011	Model 500 Heat Exchanger (5/8" rear)

## INTERIOR CAR HEATER



Part No. 2600900

- Ideal for use in passenger, light-duty, and recreational vehicles
- 900 Watts – 120 Volt AC
- Mounts on floor or under dash. Mounting bracket included
- Compact size: 7" (17.6 cm) (L) x 4.5" (11.3 cm) (W) x 2.75" (7 cm) (H)
- Cord length: 7.5 ft. (2.3 m)
- 3,000 BTU
- Includes a blower fan

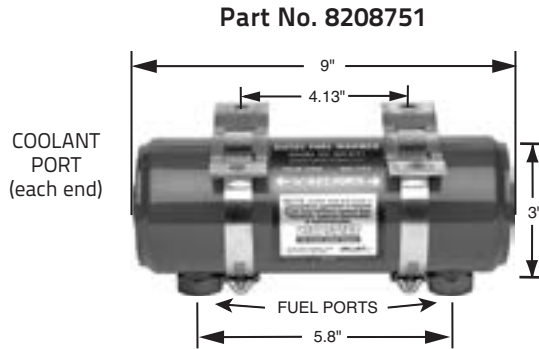


Car Warmer Replacement Cord  
Part No. 3600055

# IN-LINE DIESEL FUEL WARMER

## Features:

- Lower operating costs by using #2 fuel all year
- Transfers heat from engine coolant to the fuel just before the fuel filter for maximum efficiency
- Eliminates clogged fuel filters when temperatures are below 10°F (-12°C)
- Exclusive stainless steel construction with no internal welds prevents coolant from leaking into fuel
- Minimal pressure drop
- Can be used as a heat exchanger in some hydraulic applications
- Port size: 1/2 – 14 NPT (Heavy-Duty)



## Specifications:

Pressure Drop .....less than 0.05 psi  
 Maximum operating pressure ..... 75 psi  
 Maximum operating temperature.....350°F (177°C)  
 Test pressure .....100 psi  
 Weight (without bracket).....2 lbs. (907g)

Inlet Fuel Temp. °F/°C	Temperature Rise Outlet Fuel Temp		
	2-1/2 GPM	1-1/2 GPM	1/2 GPM
-30/-34	+32/0	+38/3	+52/11
-10/-23	+39/4	+45/7	+55/13
+10/-12	+47/8	+53/12	+59/15
+30/-1	+60/16	+62/17	+67/19
+50/10	+71/22	+74/23	+77/25
+70/21	+85/29	+87/31	+88/31

Based on a 140°F (60°C) coolant temperature.

**Note:** See full Arctic Fox catalog for additional diesel fuel heaters.

# DIESEL STARTING FLUID



- All ZeroStart® Diesel Starting Fluid kits require cylinder #8200327. Gaskets are not included with cylinders.
- Minimum quantity of starting fluid that can be ordered is 1 complete case (12 cylinders).
- Starting fluid cylinders are **NOT returnable**.
- A disposal fee will be charged for each cylinder included in a product return.
- SDS pages are available on our website at [www.phillipsandtemro.com](http://www.phillipsandtemro.com).

## D.O.T. Approved Replacement Starting Fluid Cylinders

Part No.	Description	Size	Nozzle
8200327	18 oz. 1" neck (Used with most kits)	3" x 11"	1" – 20
8201277	21 oz. 1" neck (Fits KBI Dieselmatic kits)	4" x 8"	1" – 20
8203903	1" standard gaskets (cork gasket flat)	Pkg. of 50	

# DIESEL STARTING FLUID SYSTEMS

- Pre-heats combustion chamber in diesel engines for quick starts
- Measured/metered shot system limits the amount of starting fluid that can enter an engine—provides for optimum starting with less chance of waste or engine damage
- Convenient, one person operation
- Economical – about 16¢ per start
- High pressure replacement cylinders meet D.O.T. standards
- Available in 12 and 24 volt electrical and mechanically operated models
- Uses standard 1 inch cylinders

**Note:** Diesel Starting Fluid Systems are NOT for use with engines equipped with glow plug or flame thrower systems, or engines equipped with intake air heater.



## **E-Z Stock, E-Z Mount Electrical Kit (12 Volt)** **Part No. 8203237**

One part number covers most class 7 and 8 vehicles. Kit includes: 3 atomizers (8202966, 8202974, 8202982), switch, valve fitting, 48" nylon tube, dash decal, 16 gauge wire, valve and mounting brackets & surface-mount thermostat. Starting fluid cylinder NOT included.

**Note:** To change to 24V system – you need to purchase 8204020 Bracket/Valve assembly. All other components are compatible.



## **E-Z Mount Electrical Kit (12/24 Volt)**

(See page 101 for applications)

Replace existing systems, or custom design your own. Kit includes: valve and mounting bracket mounting bracket, switch, valve fitting, dash decal, 48" nylon tubing. Atomizer not included – see page 102.



## **Mini E-Z Mount Electrical Kit (12 Volt)**

**Part No. 8200001**

Provides the benefits of our full-size measured shot system in a compact design—for use with 250-500 CID applications. Includes: Mini valve with mounting bracket, push button switch, valve fitting, 48" nylon tubing, dash decal. See page 101 for applications. Atomizer not included – see page 102 for information.



## **Standard Electrical Kit (12/24 Volt)**

(See page 101 for applications)

Direct replacement for some factory installed systems. Kit includes: Valve, switch, cylinder clamp, valve fitting, dash decal, 48" nylon tubing. Atomizer not included – see page 102.



## **Mechanical Kit**

(See page 101 for applications)

A simple, economical way to add ether injection. Kit includes: Valve, cylinder clamp, 84" control cable, valve fitting, dash decal, 48" nylon tubing. Atomizer not included – see page 102.



## **Aerosol Starting Fluid Valve (12 Volt)**

**Part No. 5801001**

Continuous flow system for replacement of industrial and agricultural applications. Uses standard 7.5 – 8.5 oz. spray can (not included). Leak-proof seal and easy one-hand installation of starting fluid can simplify use. Kit includes ether valve and elbow connection.

# DIESEL STARTING FLUID SYSTEMS

## GENERAL APPLICATIONS (SPECIFIC ENGINES LISTED BELOW)

Engine Size	Shot Size	EZ-Mount Electrical		Standard Electrical		Mechanical
		12V	24V	12V	24V	
Under 250 CID (4L)	1.5 cc	8204136	N/A	8204179	N/A	N/A
250-500 CID (4-8L)	3 cc	8203938	8203946	8200106	8200165	8200211
450-950 CID (8-15.5L)	6 cc	8203954	8203962	8200157	8200238	8200270
Over 900 CID (14-7L)	12 cc	8203970	8203989	N/A	8200602	8200432

## REPLACEMENT PARTS

Engine Size	Shot Size	EZ-Mount Electrical		Standard Electrical		Mechanical
		12V	24V	12V	24V	
Under 250 CID	Valve Only	N/A	N/A	8204101	N/A	N/A
250-500 CID	Valve Only	8203997	N/A	8202427	N/A	8202397
450-950 CID	Valve Only	8204012	N/A	8202435	8202478	N/A
Over 900 CID	Valve Only	8204039	N/A	8202443	N/A	8202419
	Cylinder Clamp	N/A	N/A	8202575	8202575	N/A
	Switch	8202699	8202699	8202699	8202699	N/A
	84" Control Cable	N/A	N/A	N/A	N/A	8202559
	Wirestop	N/A-	N/A	N/A	N/A	8202567
	Valve fitting	8202532	8202532	8202532	8202532	8202532
	48" Nylon tube	8202540	8202540	8202540	8202540	8202540
	Dash decal	8202583	8202583	8202583	8202583	8202583

**Note:** All starting fluid kits, except mini-ether kits, use starting fluid cylinder #8200327 (not included).

All kits, except for #8203237 require atomizer. See following page for atomizer information.

## ENGINE SPECIFIC APPLICATIONS

## STARTING FLUID SYSTEMS APPLICATIONS

Make & Engine Model	E-Z Stock E-Z Mount	EZ-Mount Electrical		Standard Electrical		Mechanical	Atomizer
		12V	24V	12V	24V		
<b>CATERPILLAR</b>							
1100, 3208, 3306, others over 500 cid1	8203237	8203954	8203962	8200157	8200238	8200270	8202982
3406, 3408, 1693, D3461	8203237	8203954	8203962	8200157	8200238	8200270	8202966 (A)
3406B turbo1	-	8203954	8203962	8200157	8200238	8200270	8203067 (A)
31761	8203237	8203954	8203962	8200157	8200238	8200270	8202982 (A)
<b>CUMMINS</b>							
855 CID series, all turbo over 400 cid	8203237	8203954	8203962	8200157	8200238	8200270	8202982
B Series – 4 cylinder	(D)	8204136	-	8204179	-	-	8202931
B Series – 6 cylinder	(D)	8203938	8203946	8200106	8200165	8200211	8202931
C Series	-	8203954	8203962	8200157	8200238	8200270	8202931
10 Litre, 11 Litre	8203237	8203954	8203962	8200157	8200238	8200270	8202982
<b>DETROIT DIESEL</b>							
3-53, 4-53, 3-71, 4-71	(D)	8203938	8203946	8200106	8200165	8200211	(B, C)
6-71, 6V-53, 8V-53, 6V-71, 6V-92	8203237	8203954	8203962	8200157	8200238	8200270	(B, C)
8V-71, 8V-92	-	8203970	8203989	-	8200602	8200432	(B, C)
8.2 Litre	-	8203954	8203962	8200157	8200238	8200270	8202958
Series 60 (677 & 774 CID)	-	8203954	8203962	8200157	8200238	8200270	8202966
<b>FORD</b>							
6.6L, 7.8L	8203237	8203938	8203946	8200106	8200165	8200211	8202974
<b>INTERNATIONAL</b>							
D150 (461 CID), D170, D190	8203237	8203954	8203962	8200157	8200238	8200270	(B, C)
D550 (549 CID), V800 (798 CID)	8203237	8203954	8203962	8200157	8200238	8200270	(B, C)
817 (817 CID), 9 Litre	8203237	8203954	8203962	8200157	8200238	8200270	(B, C)
D, DT31—DT312, DT360, DT436, DT466	(D)	8203938	8203946	8200106	8200165	8200211	8202974
<b>MACK</b>							
Midliner	-	8203938	8203946	8200106	8200165	8200211	8203016
ALL 6 Cylinder	-	8203954	8203962	8200157	8200238	8200270	8202990
864, 865 & 866 V-8 series	-	8203954	8203962	8200157	8200238	8200270	8202982
<b>MERCEDES</b>							
ALL	-	8203938	8203946	8200106	8200165	8200211	8202958
<b>PERKINS</b>							
ALL	(D)	8203938	8203946	8200106	8200165	8200211	8202982

If your engine is not under "Specific Applications", then choose a kit based on the engine size.

(A)–Air-to-air aftercooled engines (ATAAC) generally will use an 8202982 atomizer installed in pipe between discharge side of aftercooler and engine manifold.

(B)–Use 8202966 if installed in blower box or manifold.

(C)–Use 8202982 if installed in air intake horn.


(D)–Mini ether system (#8200001) may be used for this application.



# DIESEL STARTING FLUID SYSTEMS

## Starting Fluid System Atomizers

- Designed for most engines with 1/8" or 1/4" NPT opening
- Provides proper direction and atomization of pressurized fluid
- Sintered bronze filter maintains purity of intake air
- Spray pattern clearly marked for easy installation



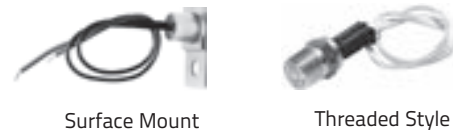
## Atomizer Applications

Part No. Orifice/Size	Applications	Location	Spray Pattern
8203067 .018	Caterpillar 3406B Turbo	Pre-tapped hole in aftercooler	
8202931 .011	Cummins B & C Series	Pre-tapped manifold	
8202966* .018 Blue	Cummins Non-Turbo & other manifolds over 2"	Center intake manifold	
	Detroit Diesel blower box	Center blower box	
8202990 .018	Mack in-line 6	Pre-tapped hole between cylinders #5 & #6	
8203016 .013	Mack Midliner	Air intake pipe or intake manifold	
Under 500 CID 8202974* .013 Yellow	Ford 6.6/7.8L, Cummins & Perkins in-line, all Turbocharged engines	Direct either flow against flow of incoming air	
8200003 .018	Cummins 600 Swivel Style		
8200004 .013	Cummins 600 Swivel Style		
Over 450 CID 8202982* .018 Red	(Pressure side of turbo), DDA or IH Air Intake Horn		
8202958 .013	DDA 8.2 Litre	Pre-tapped hole in air cleaner adapter	
8203008 .018	Ford industrial diesel	Direct flow of starting fluid into air stream, not directly into cylinder.	

\*Included in kit 8203237 Note: All atomizers 1/8" NPT.

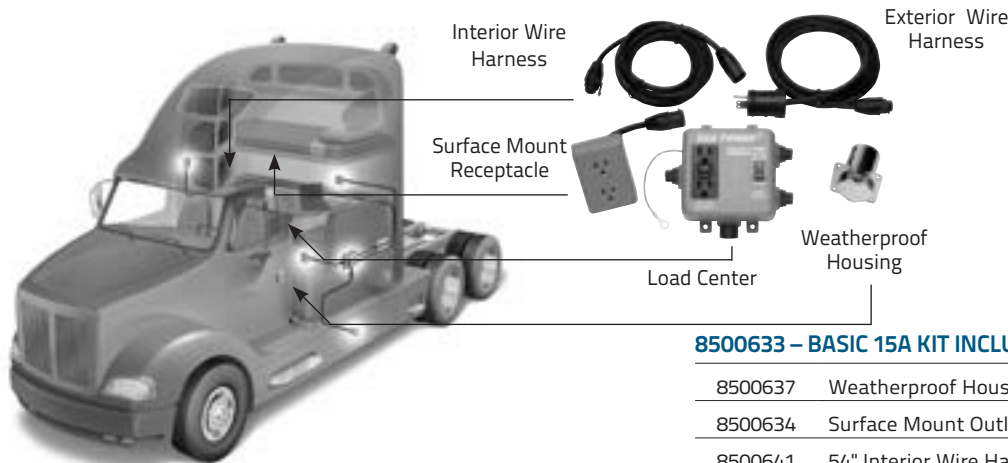
## Diesel Starting Fluid System Thermostats

- Locks out electrical valve operation at specified engine temperatures
- Surface mount installs without draining engine coolant
- Threaded 1/2" NPT installs directly in any 1/2" NPT opening in water jacket



Part No.	Type	Temp ON	Temp OFF
8200386	Surface Mount	60° F (16° C)	85° F (29° C)
8202281	Threaded	45° F (7° C)	65° F (18° C)
8291837	Threaded	70° F (21° C)	100° F (38° C)

# CAB POWER® – SHORE POWER



The Cab Power® system is a series of pre-wired, modular components for cabs and sleepers of over-the-road trucks and service vehicles. The system allows for “living room” electrical convenience without the need to keep the truck engine idling by distributing power from APU’s, inverters and land based electrical grids (Shore Power).

### Features:

- Reduce Idling
- Increase Cab Comfort & Convenience
- Increase Driver Retention
- Reduce Overall Fuel Cost
- Integrates with Idle Free System
- Long-haul Trucking Convenience Products

### 8500633 – BASIC 15A KIT INCLUDES:

8500637	Weatherproof Housing w/Cab Power Insignia
8500634	Surface Mount Outlet/Receptacle
8500641	54" Interior Wire Harness (to outlet)
8500640	85" Exterior Wire Harness (to housing)

### CAB POWER ACCESSORIES:

8500634	Surface Mount Outlet/Receptacle
8500635	Flush Mount Outlet/Receptacle
8500637	Weatherproof Housing w/Cab Power Insignia
8500640	85" Exterior Wire Harness (to housing)
8500641	54" Interior Wire Harness (to outlet)
8500638	96" Interior Wire Harness (to outlet)
8500639	163" Interior Wire Harness (to outlet)
8606048	Mounting Bracket For Weatherproof Housing
8500642	Inverter Outlet Extension Cord, 54"
8500643	Inverter Outlet Extension Cord, 96"
8500644	Inverter Outlet Extension Cord, 163"
8500647	Inverter, Panel-Mount Connector Kit (AC-in + AC-out)

# CAB POWER® PLUS – SHORE POWER PLUS



- Complete 12 Volt DC to 120 Volt AC Battery Inverter Kit & Wiring All In One Package.
- Includes 1800W Inverter
- Reduce Idling
- Increase Cab Comfort & Convenience
- Increase Driver Retention
- Reduce Overall Fuel Cost
- Integrates with Idle Free System

### 8500652 – CAB POWER PLUS 1800W INVERTER AND 15A WIRING KIT INCLUDES:

8500658	1800W Inverter – Cab Power Ready (with connectors)
8500640	Cable – AC IN 85"
8500639	Cable – Interior Cab Power 163"
8500634	Surface Mount Interior Outlet
8500637	Weatherproof Housing w/Cab Power Insignia

### CAB POWER PLUS COMPONENTS & ACCESSORIES:

8500640	Cable – AC IN 85"
8500639	Cable – Interior Cab Power 163"
8500638	Cable – Exterior Cab Power 96"
8500657	Y-Splice Cable
8500660	200A Fuse
8500658	1800W Inverter – Cab Power Ready (with connectors)
8500634	Surface Mount Interior Outlet
8500637	Weatherproof Housing w/Cab Power Insignia
8500663	1800 W Inverter with 40A Battery Charger

# TECHNICAL INFORMATION

## RECOMMENDED PART APPLICATION BASED ON CLIMATE & EQUIPMENT

Use the chart below to determine the recommended part based on the climate, starting system and equipment classification.

1. Select the appropriate "Temp" the equipment will operate under

**ATTENTION:** 90% of maximum temperature will be reached in 5 hours of operation but the heater is designed for continuous overnight use.

2. Select the proper "Starting System"
3. Determine what "Engine Class" the equipment is classified
4. If you need additional information, please contact your Phillips & Temro Industries sales representative or contact customer service directly.

TEMP °F/°C	Starting System	Engine Class			
		Small Diesels 150 to 350 CID (2.4 to 5.7 liters)	Medium Duty Diesels to approx. 550 CID (9.0 liters)	Heavy Duty Diesels to approx. 1150 CID (18.8 liters)	Large Duty Diesels Industrial/Off Highway
40/4 ↓ 0/-18	Coolant Heater	400 to 750 Watt Immersion, 1000 Watt Circulation Heater	750 or 1000 Watt Immersion, 1500 Watt Circulation Heater	1500 Watt Immersion, 1500 Watt Circulation Heater	2500 Watt Tank, 2250-2500 Watt Circulation Heater
	Oil Pan Heater	150 Watt Immersion with Thermostat	150 Watt Immersion or 300 Watt Clamp-On	300 Watt Immersion or 500 Watt Clamp-On	300 Watt Immersion
	Additional Products	Measured Shot Ether Kit, Battery Heater	Measured Shot Ether Kit, Battery Heater	Measured Shot Ether Kit, Battery Heater	Measured Shot Ether Kit, Battery Heater
0/-18 ↓ -30/-34	Coolant Heater	600 or 750 Watt Immersion, 1000 Watt Circulation Heater	1000 Watt Immersion, Circulation Heater	1500 Watt Immersion, 2000 Watt Tank, 2000-2250 Watt Circulation Heater	2500 Watt Tank, 2250-3500 Watt Circulation Heater
	Oil Pan Heater	150 Watt Immersion with Thermostat	150 Watt Immersion or 300 Watt Clamp-On	300 Watt Immersion or 500 Watt Clamp-On	450 Watt Immersion
	Additional Products	Measured Shot Ether Kit, Battery Heater	Measured Shot Ether Kit, Battery Heater	Measured Shot Ether Kit, Battery Heater	Measured Shot Ether Kit, Battery Heater
-30/-34 ↓ -60/-51	Coolant Heater	750 Watt Immersion, Circulation Heater	1500 Watt Immersion, 2000-2250 Watt Circulation Heater	2000 Watt Immersion, 2500-3500 Watt Circulation Heater	(2) 2500 Watt Circulation, (2) 2500-3500 Watt Circulation Heaters
	Oil Pan Heater	150 Watt Immersion with Thermostat	300 Watt Immersion or 500 Watt Clamp-On	450 Watt Immersion	450 Watt Immersion
	Additional Products	Measured Shot Ether Kit, Battery Heater	Measured Shot Ether Kit, Battery Heater	Measured Shot Ether Kit, Battery Heater	Measured Shot Ether Kit, Battery Heater

# TECHNICAL INFORMATION

## HEATERS

### Avoid Common Engine Heater Installation Mistakes:

**Do not use an engine heater when using 100% antifreeze.**

A 50/50 mixture is recommended. Using a mixture that is richer than 65% will cause the element to fail prematurely.

**Do not run your engine while the engine heater is plugged in.**

This will create an air bubble around the element which will then cause the element to burn out prematurely.

**Do not plug in your engine heater prior to installing to "see if it works".**

Without being submerged in liquid, the heat generated has nowhere to go and could result in serious burns.

### How to safely test a heater.

Connect a multi-meter to the heater pins. A reading between 5 ohms and 100 ohms indicates that the heater is working correctly.

**Do not use petroleum based lubricants on the O-ring.**

A petroleum based lubricant will significantly reduce the life of the O-ring. Use antifreeze instead.

**Do not over tighten the heater.**

The O-ring will form an adequate seal when the heater is torqued to the specifications in the instructions. Over tightening will strip the screw threads and reduce the quality of the seal.

**After heater use, disconnect the extension cord from the heater cord by firmly grasping each plug and pulling in opposite directions.**

Only grasp the plugs. Do not grasp, pull, yank or snap the cords to disconnect power. Damage will result to the power cord connections which could result in permanent malfunction and even an electrical short.

## DETERMINING CURRENT USAGE

The current usage of a heater can be determined based on a heaters volt and wattage rating.

Watts	Amperes @ 120 Volts	Amperes @ 240 Volts	Cost per hour *
75	0.63	0.31	.008
100	0.83	0.42	.010
150	1.25	0.63	.015
200	1.67	0.84	.020
300	2.50	1.25	.030
450	3.75	1.88	.045
500	4.17	2.08	.050
750	6.25	3.12	.075
850	7.08	3.54	.085
1000	8.33	4.16	.100
1500	12.50	6.25	.150
2000	16.67	8.34	.200
2500	20.83	10.42	.250

\*Based on 10¢ per KWH

## WARRANTY

This limited warranty is expressly limited to the Company's products that have been purchased by the original consumer purchaser or for purposes of resale or use in the ordinary course of the purchaser's business. The term original consumer purchaser is defined as a person who purchases Company products for personal, family, or household use.

The Company's products are warranted against defects in materials and workmanship for a period of one year from date of purchase by purchaser. Sales receipt or proof of purchase must accompany product when returned to location of purchase. The exclusive remedy for any product found to be defective under this limited warranty consists of the repair or replacement of the defective product. This limited warranty does not apply to defects which arise from normal wear and tear, accident, misuse, abuse, neglect, mishandling, misapplication, faulty installation, modification, improper or extraordinary use or use inconsistent with any instruction or recommendation issued by the Company.

The foregoing limited warranty is exclusive and in lieu of all other warranties, whether written or oral, express, implied or statutory.

**\* EXCLUDES DUMP BODY VIBRA — 90 DAY WARRANTY \***

**NO IMPLIED WARRANTY OF MERCHANTABILITY OR FITNESS FOR A PARTICULAR PURPOSE SHALL APPLY. THE LIMITED WARRANTY CONTAINED HEREIN DOES NOT EXTEND TO INCIDENTAL OR CONSEQUENTIAL DAMAGES RESULTING FROM THE USE OF THIS PRODUCT, OR ARISING OUT OF A BREACH OF THIS WARRANTY.**

To obtain performance of this limited warranty, the alleged defective product must be returned, together with reasonable proof of purchase, postage or freight prepaid, directly to:

In CANADA	In U.S.A
Phillips & Temro Industries c/o Purolator 1151 Martin Grove Road Door 50 Etobicoke, Ontario, M9W 4W7	Warranty Department Phillips & Temro Industries Inc. 9700 West 74 <sup>TH</sup> Street Eden Prairie, MN 55344

The Company will return the repaired or replaced product, postage or freight prepaid. Final determination of defects shall be made in accordance with procedures established by the Company.

This limited warranty gives the original consumer purchaser specific rights. You may have other rights which vary from state to state or province to province depending upon the location of your residence. Some states/provinces do not allow the exclusion or limitation of incidental or consequential damages.

### **Manufacturer's rights retained:**

The Company reserves the right to make changes in design, additions or improvements to any of its products at any time without incurring any obligation whatsoever to install or replace the same or improve upon products previously manufactured.

**Note:** Warranty credit will be issued at current year's price.

## GARANTIE

Cette garantie limitée est expressément réservée aux produits de la Société qui ont été achetés par le consommateur-acheteur d'origine ou aux fins de revente ou d'utilisation dans le cours normal des affaires de l'acheteur. Le terme « consommateur-acheteur d'origine » se définit comme la personne ayant fait l'acquisition des produits de la Société à des fins personnelles, familiales ou domestiques.

Les produits de la Société sont garantis contre tout défaut matériel et vice de fabrication pendant une période d'un an à partir de la date d'achat par l'acheteur. Un reçu de caisse ou une preuve d'achat doit accompagner le produit lorsqu'il est retourné au lieu de l'achat. Le recours exclusif offert pour tout produit qui se révélera défectueux en vertu de cette garantie limitée consiste à réparer ou à remplacer le produit défectueux. Cette garantie limitée ne s'applique pas aux défauts découlant d'une usure normale, d'un accident, d'un mauvais emploi, d'un abus, d'une négligence, d'une mauvaise manutention, d'une mauvaise utilisation, d'une mauvaise installation, d'une modification, d'une utilisation inadéquate ou inhabituelle et d'une utilisation contraire aux instructions ou aux recommandations fournies par la Société.

La garantie limitée ci-dessus est exclusive et remplace toute autre garantie, qu'elle soit écrite ou orale, expresse, tacite ou statutaire.

**\* N'INCLUS PAS LE " DUMP BODY VIBRA " 90 JOURS DE GARANTIE. \***

**AUCUNE GARANTIE IMPLICITE DE QUALITÉ MARCHANDE ET DE CONVENANCE PRÉCISE N'EST APPLICABLE. LA GARANTIE LIMITÉE CONTENUE AUX PRÉSENTES NE S'APPLIQUE PAS AUX DOMMAGES INDIRECTS CAUSÉS PAR L'UTILISATION DE CE PRODUIT OU SURVENANT EN RAISON D'UNE VIOLATION DE CETTE GARANTIE.**

Pour obtenir l'exécution de cette garantie limitée, le produit présumé défectueux doit être retourné accompagné d'une preuve d'achat raisonnable et l'affranchissement ou le fret payé d'avance, directement à :

Aux ÉTATS-UNIS	Au CANADA
Service de la garantie Phillips & Temro Industries Inc. 9700 West 74 <sup>TH</sup> Street Eden Prairie, MN 55344	Phillips & Temro Industries c/o Purolator 1151 Martin Grove Road Door 50 Etobicoke, Ontario, M9W 4W7

La Société retournera le produit réparé ou remplacé sans frais d'expédition. La décision définitive quant aux défauts sera prise conformément aux procédures établies par la Société.

Cette garantie limitée donne au consommateur-acheteur d'origine des droits particuliers. Vous pouvez bénéficier d'autres droits qui varient selon votre état ou votre province de résidence. Certains états n'autorisent pas l'exclusion ou la limitation des dommages indirects.

### **Droits retenus par le fabricant:**

La Société se réserve le droit de modifier ses produits, de faire des ajouts ou d'apporter des améliorations en tout temps et sans aucune obligation d'installer ou de remplacer lesdits produits ou les produits améliorés fabriqués ultérieurement.

**Remarque:** Garantie des crédits accordé correspondra au prix année en cours.







## CORPORATE HEADQUARTERS

9700 West 74<sup>TH</sup> Street  
Eden Prairie, MN 55344  
Phone: 952-941-9700 or 800-328-6108  
Fax: 952-941-2285  
[sales@phillipsandtemro.com](mailto:sales@phillipsandtemro.com)  
[customerservice@phillipsandtemro.com](mailto:customerservice@phillipsandtemro.com)